



US00D326560S

United States Patent [19]

Schanzer

[11] Patent Number: **Des. 326,560**

[45] Date of Patent: **** Jun. 2, 1992**

[54] **ACCESSORY CASE**

2,490,222 12/1949 Lowe 190/903 X
2,573,766 11/1951 Hyman D3/48 X

[76] Inventor: **Michael R. Schanzer**, 10 Ambler Ct.,
Aberdeen, N.J. 07747

FOREIGN PATENT DOCUMENTS

[**] Term: **14 Years**

22457 of 1892 United Kingdom D3/42

[21] Appl. No.: **316,162**

Primary Examiner—Wallace R. Burke
Assistant Examiner—Pamela Schmidt
Attorney, Agent, or Firm—Christine Cole

[22] Filed: **Feb. 24, 1989**

[52] U.S. Cl. **D3/39**

[57] CLAIM

[58] Field of Search D3/30.1, 106, 42, 43,
D3/44, 48, 74, 71, 76, 78, 79, 99, 106, 39;
190/107, 111, 109, 903.1; 150/100, 117, 112,
131

The ornamental design for an accessory case, as shown
and described.

DESCRIPTION

[56] **References Cited**

U.S. PATENT DOCUMENTS

D. 158,378 5/1950 Handler D3/71
608,696 8/1898 Nicolle 190/1
2,025,101 12/1935 Halpin 190/111 X

FIG. 1 is a top perspective view of an accessory case,
showing my new design;
FIG. 2 is a top perspective view thereof showing the
opposite side of FIG. 1; and
FIG. 3 is a top plan view thereof in a fully opened
position, the undisclosed rear being a mirror image.

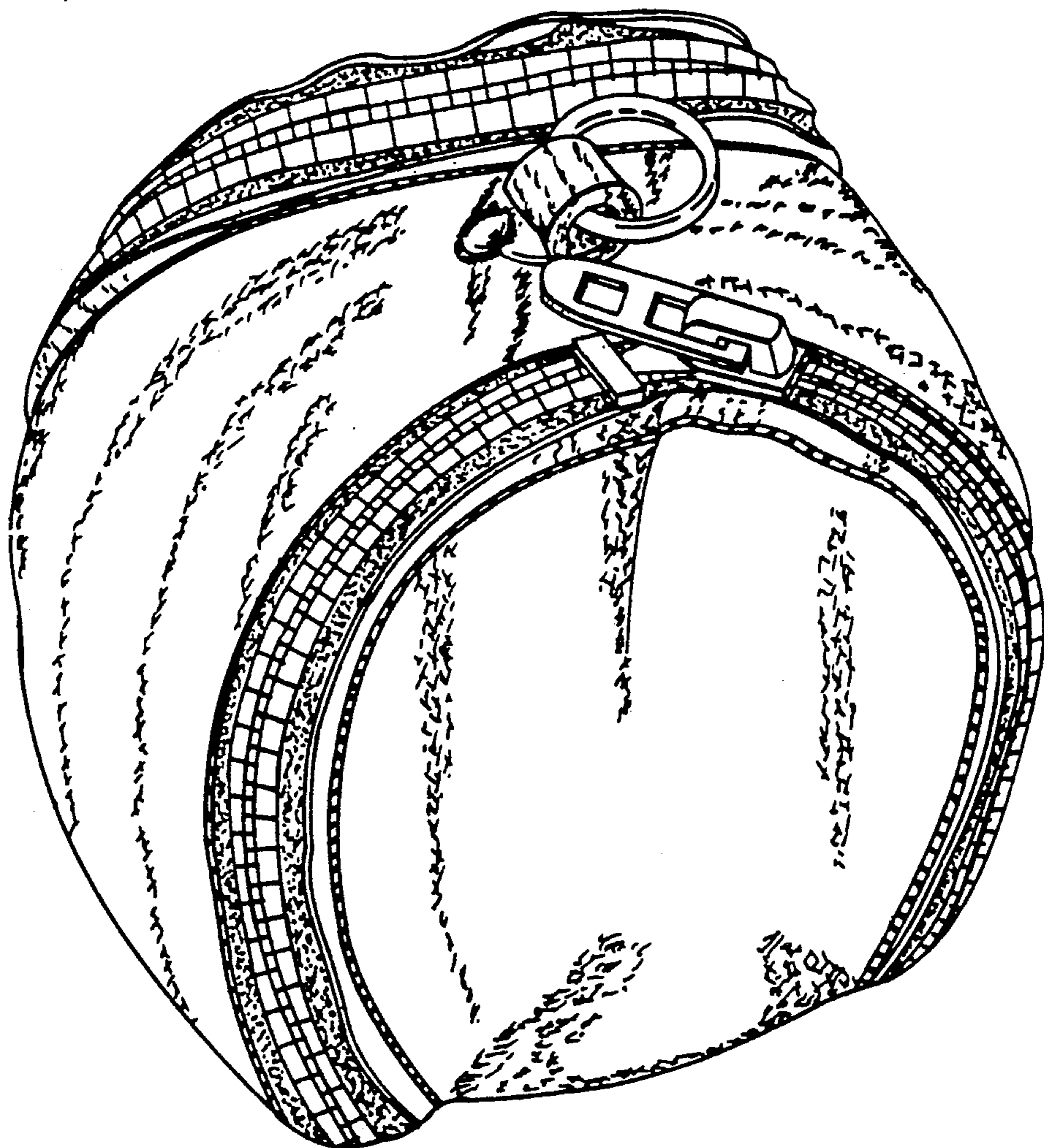


FIG. 1

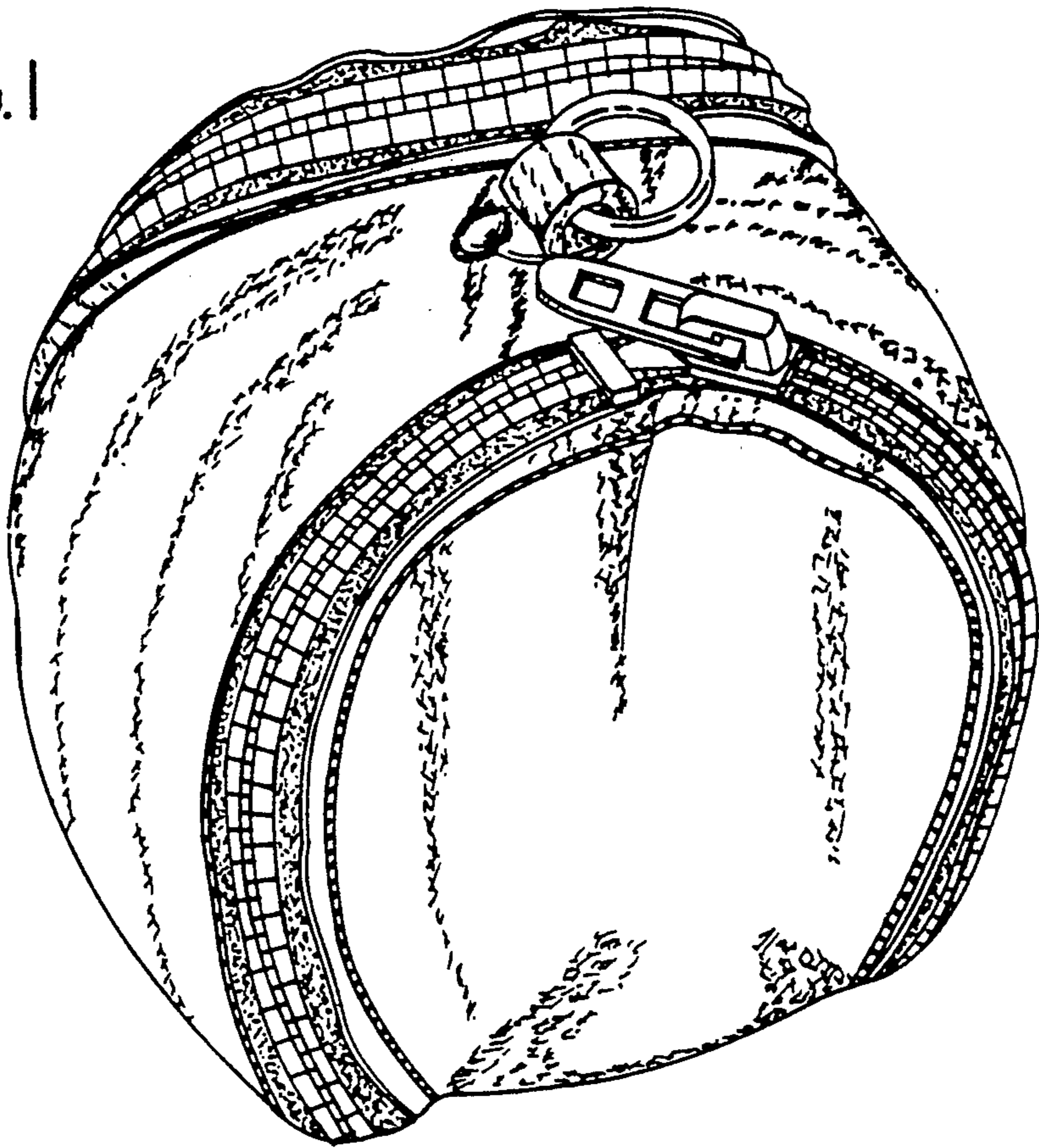


FIG. 2

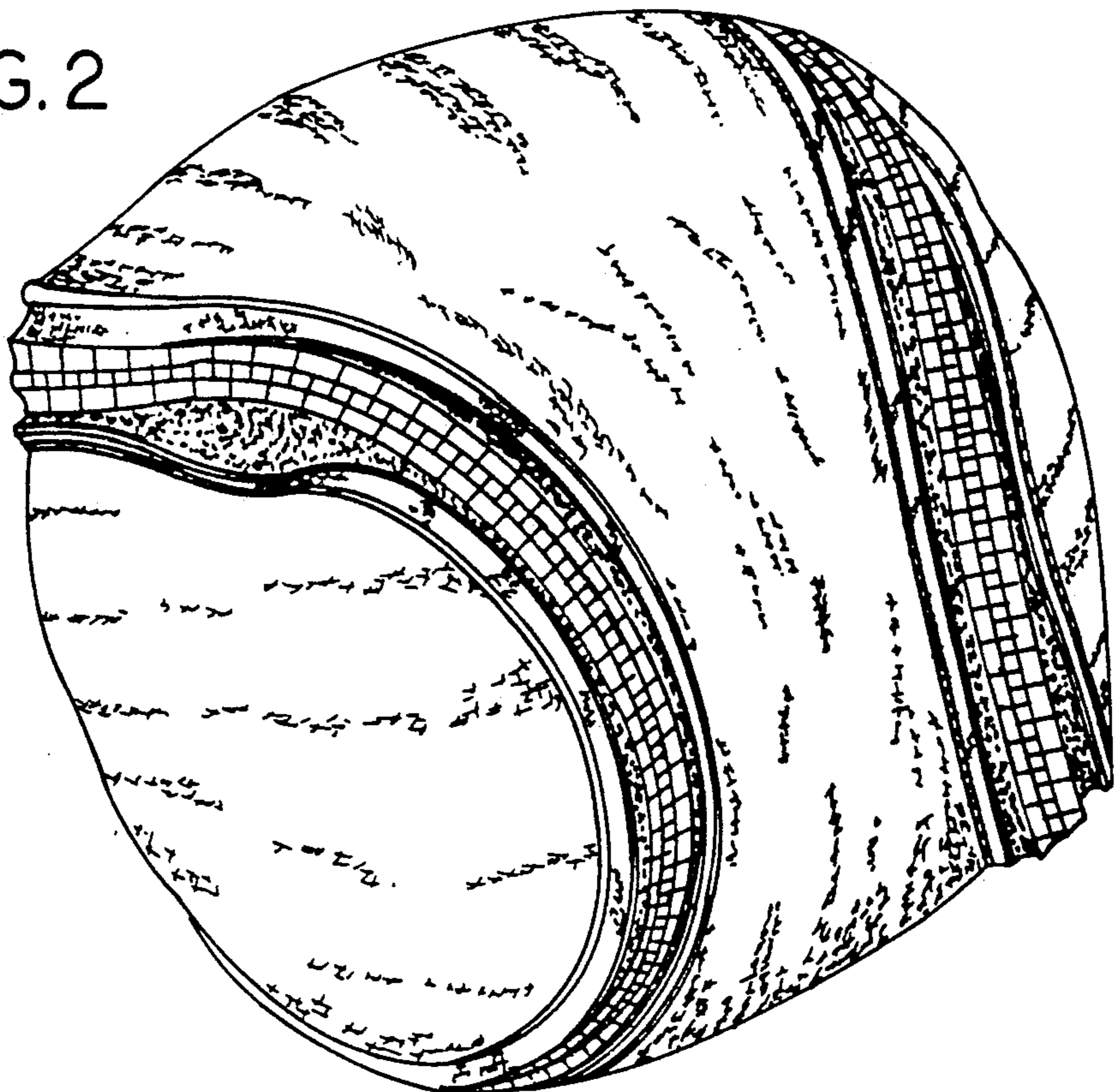


FIG. 3

