



US00D326558S

United States Patent [19]

[11] Patent Number: Des. 326,558

Hatfield

[45] Date of Patent: ** Jun. 2, 1992

[54] SHOE OUTSOLE BOTTOM

[75] Inventor: Tinker Hatfield, Portland, Oreg.

[73] Assignees: Nike, Inc.; Nike International Ltd., both of Beaverton, Oreg.

[**] Term: 14 Years

[21] Appl. No.: 688,331

[22] Filed: Apr. 22, 1991

[52] U.S. Cl. D2/320

[58] Field of Search D2/264, 265, 274, 311, D2/317-321; 36/25 R, 28, 29, 30 R, 32 R, 43, 59 R, 59 C, 132, 136, 137, 102-116

[56] References Cited

U.S. PATENT DOCUMENTS

D. 119,291	3/1940	Watanabe	D2/320
D. 299,788	2/1989	Kelley	.	
D. 303,316	9/1989	Crowley	.	
D. 303,996	10/1989	Feller	D2/320
D. 311,990	11/1990	Hatfield	D2/320
D. 315,443	3/1991	Hatfield	D2/320
4,641,438	2/1987	Laird et al.	36/59 C

OTHER PUBLICATIONS

- Nike Fall 1986 Catalog, p. 46.
- Nike Spring 1990 Catalog, pp. 72 and 162.
- Nike Fall 1990 Catalog, p. 24.
- Nike Fall 1991 Catalog, p. 32.

Primary Examiner—Louis S. Zarfes
Attorney, Agent, or Firm—Banner, Birch, McKie & Beckett

[57] CLAIM

The ornamental design for a shoe outsole bottom, as shown and described.

DESCRIPTION

FIG. 1 is a bottom plan view of a shoe outsole bottom showing my new design;

FIG. 2 is a cross-section taken generally along the line 2—2 of FIG. 1;

FIG. 3 is a cross-section taken generally along the line 3—3 of FIG. 1;

FIG. 4 is a cross-section taken generally along the line 4—4 of FIG. 1;

FIG. 5 is a cross-section taken generally along the line 5—5 of FIG. 1;

FIG. 6 is a cross-section taken generally along the line 6—6 of FIG. 1;

FIG. 7 is a cross-section taken generally along the line 7—7 of FIG. 1;

FIG. 8 is a side elevational view of one side of the shoe outsole bottom shown in FIG. 1; and,

FIG. 9 is a side elevational view of the other side of the shoe outsole bottom shown in FIG. 1.

The broken line showing of a midsole and shoe upper in FIGS. 8 and 9 is for illustrative purposes only and forms no part of the claimed design.

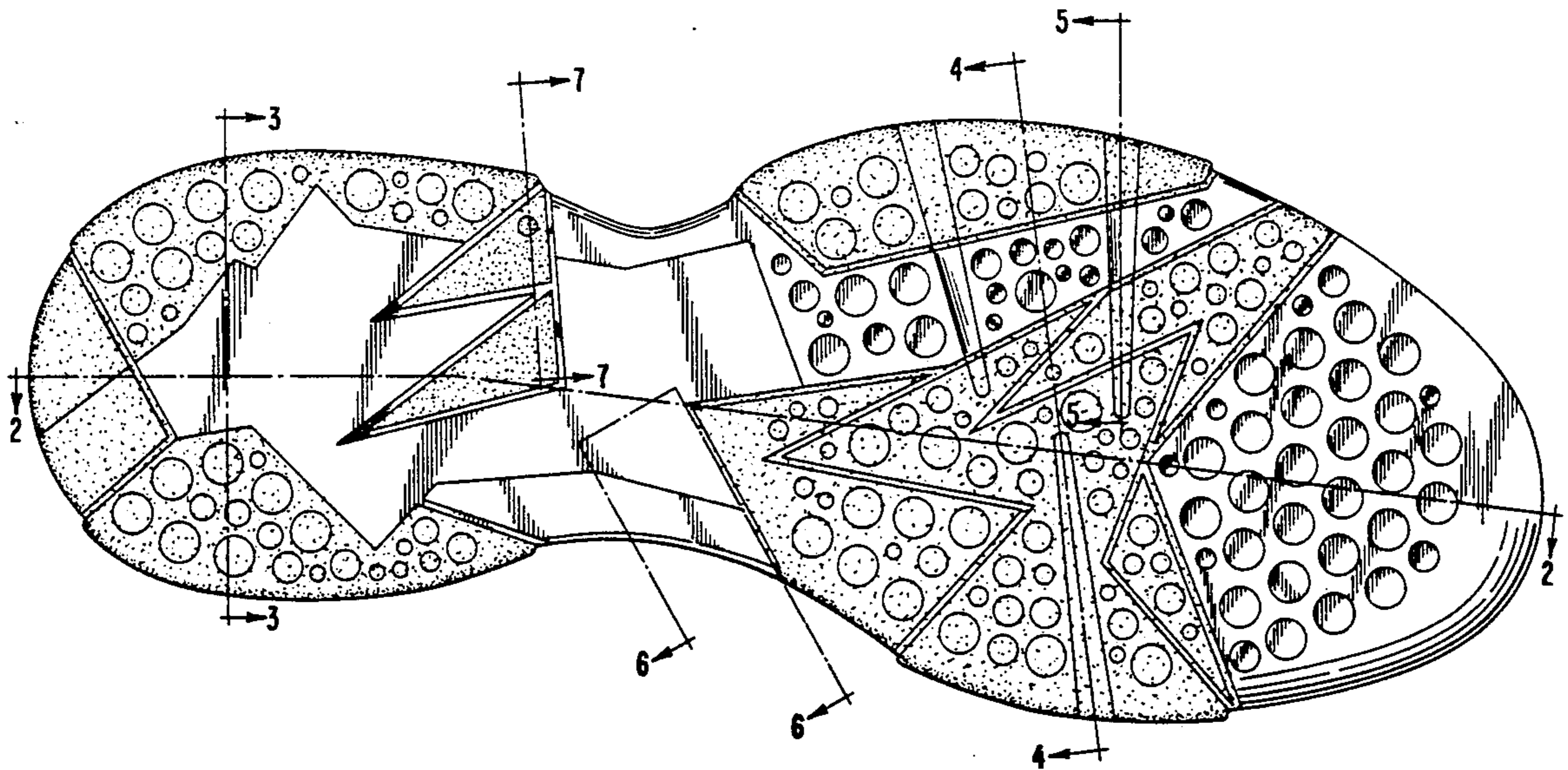


FIG. 1

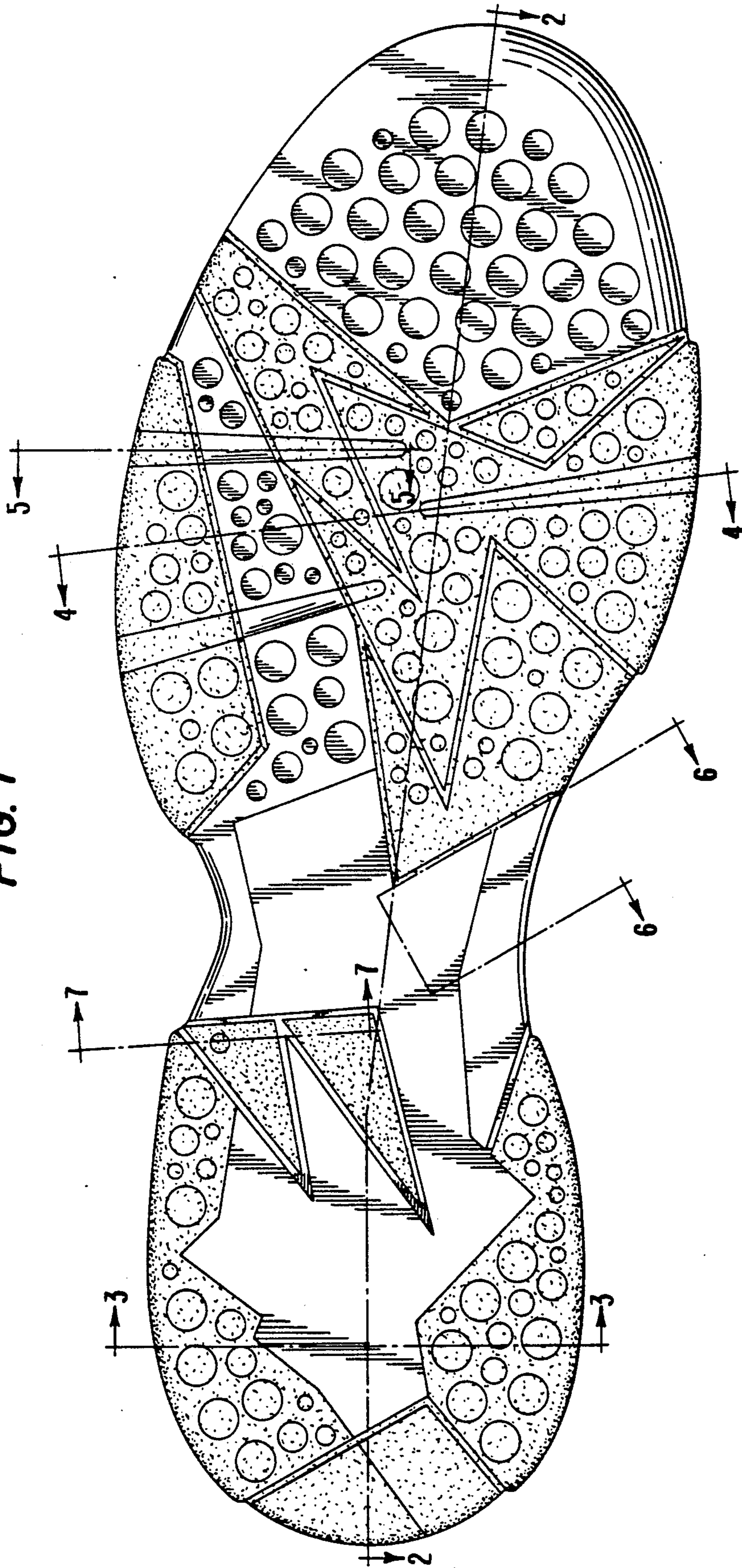


FIG. 2



FIG. 4



FIG. 3



FIG. 6



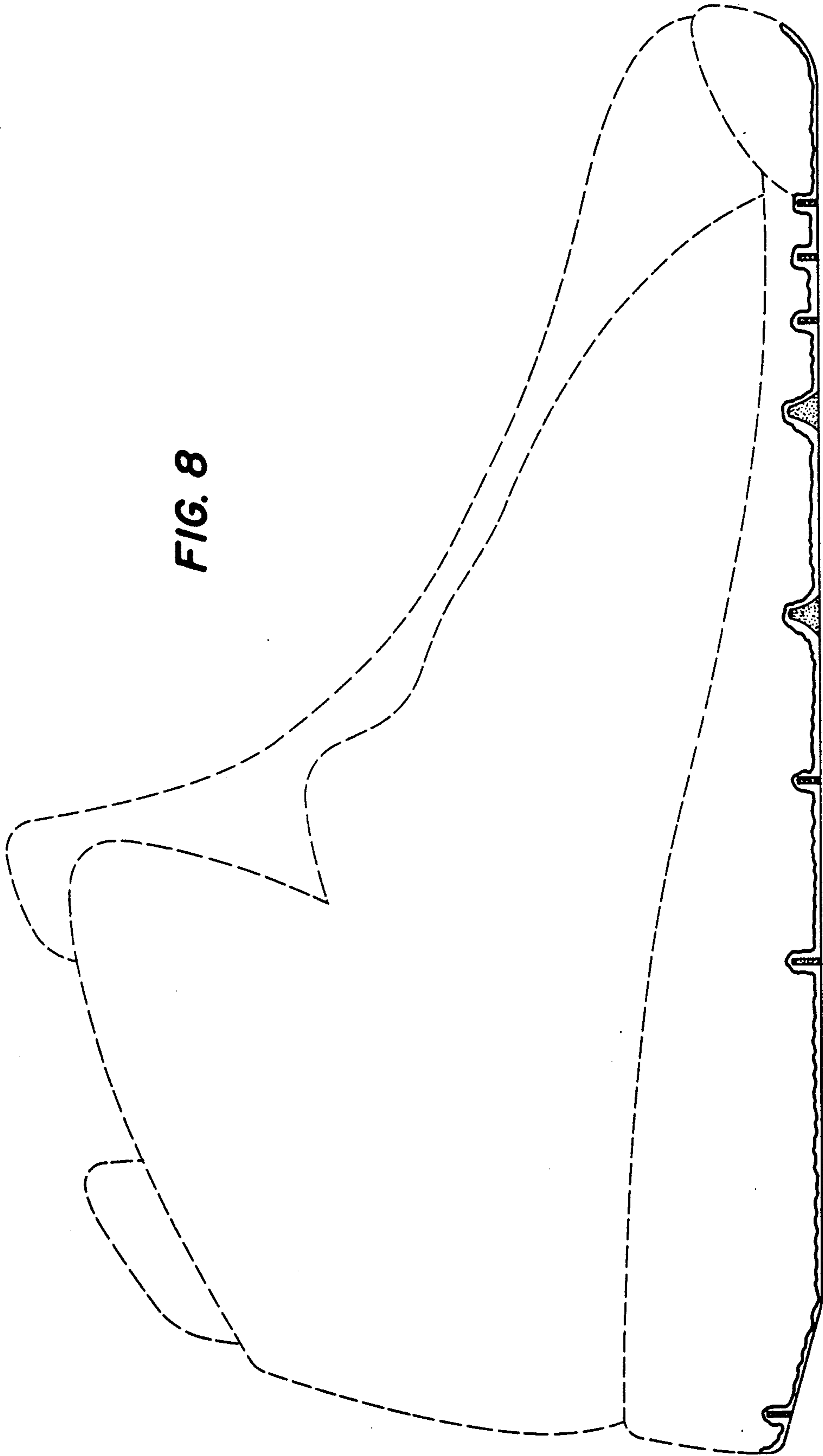
FIG. 5



FIG. 7



FIG. 8



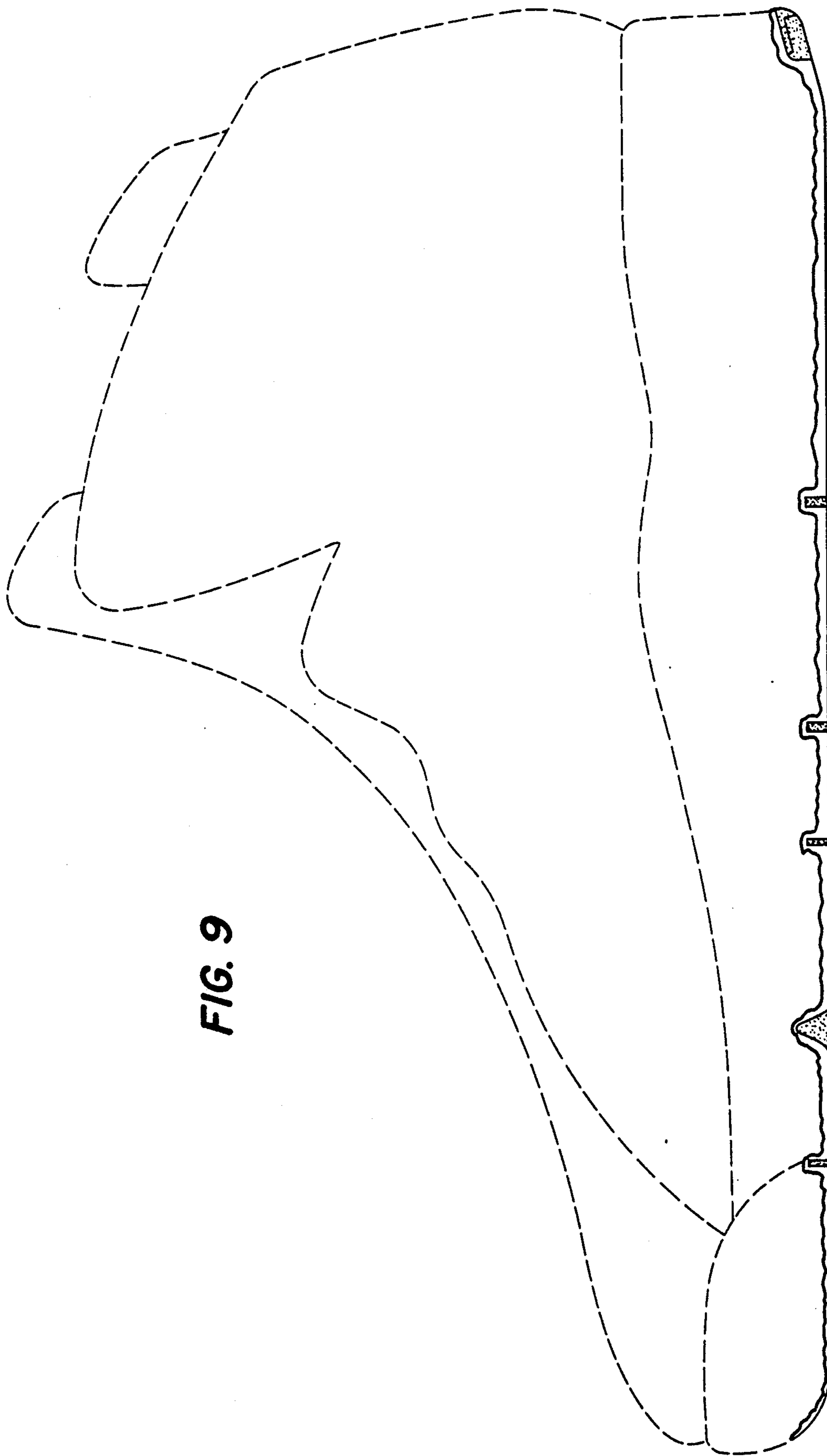


FIG. 9