



US00D326528S

**United States Patent** [19]  
**Klein**

[11] **Patent Number: Des. 326,528**  
[45] **Date of Patent: \*\* May 26, 1992**

[54] **DOOR**  
[76] **Inventor: Mathew W. Klein, 27908 Longhill Dr., Rancho Palos Verdes, Calif. 90274**  
[\*\*] **Term: 14 Years**  
[21] **Appl. No.: 427,632**  
[22] **Filed: Oct. 27, 1989**  
[52] **U.S. Cl. .... D25/48**  
[58] **Field of Search ..... D25/48, 49, 53, 58; 49/501, 504; 52/455, 456-458**

4,064,655 12/1977 Weyant ..... 49/501  
4,282,689 8/1981 Royer ..... D25/48

*Primary Examiner—A. Hugo Word*  
*Assistant Examiner—Doris Clark*  
*Attorney, Agent, or Firm—Frank L. Zugelter*

[57] **CLAIM**

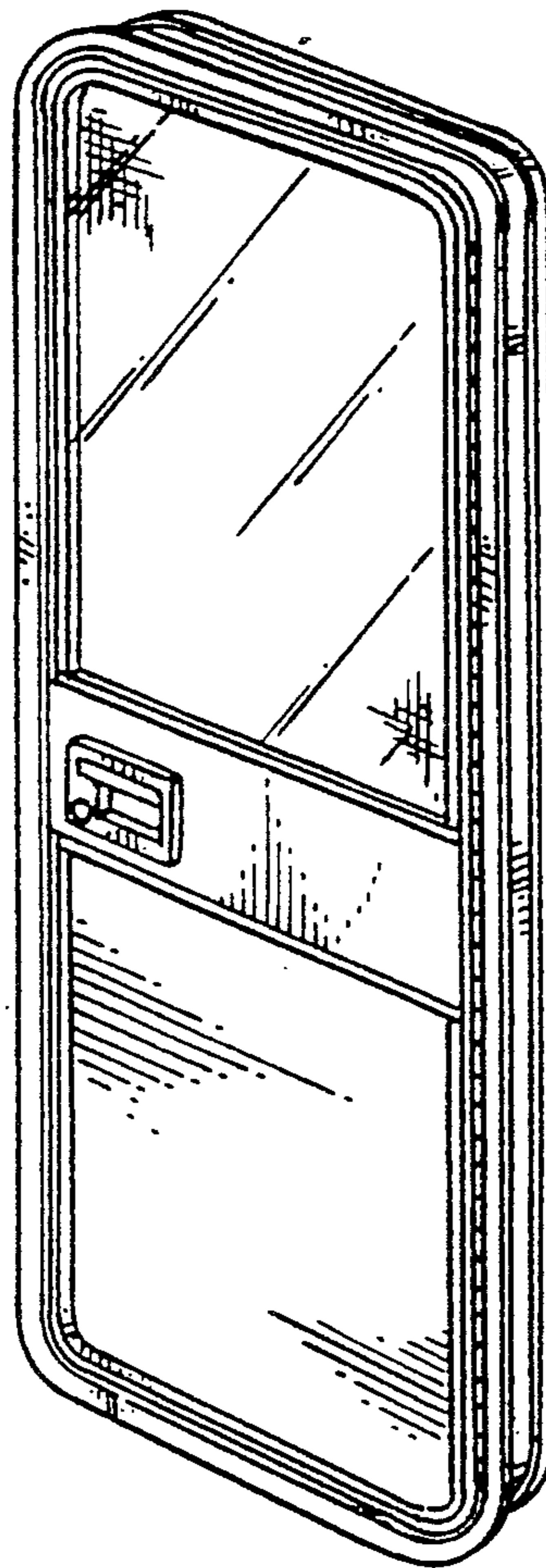
The ornamental design for a door, as shown and described.

**DESCRIPTION**


FIG. 1 is a perspective view of a door showing my new design;  
FIG. 2 is a perspective view of the door shown open;  
FIG. 3 is a rear elevational view thereof;  
FIG. 4 is a top plan view thereof;  
FIG. 5 is a left side elevational view thereof;  
FIG. 6 is a right side elevational view thereof; and,  
FIG. 7 is a bottom plan view thereof.

[56] **References Cited**  
**U.S. PATENT DOCUMENTS**

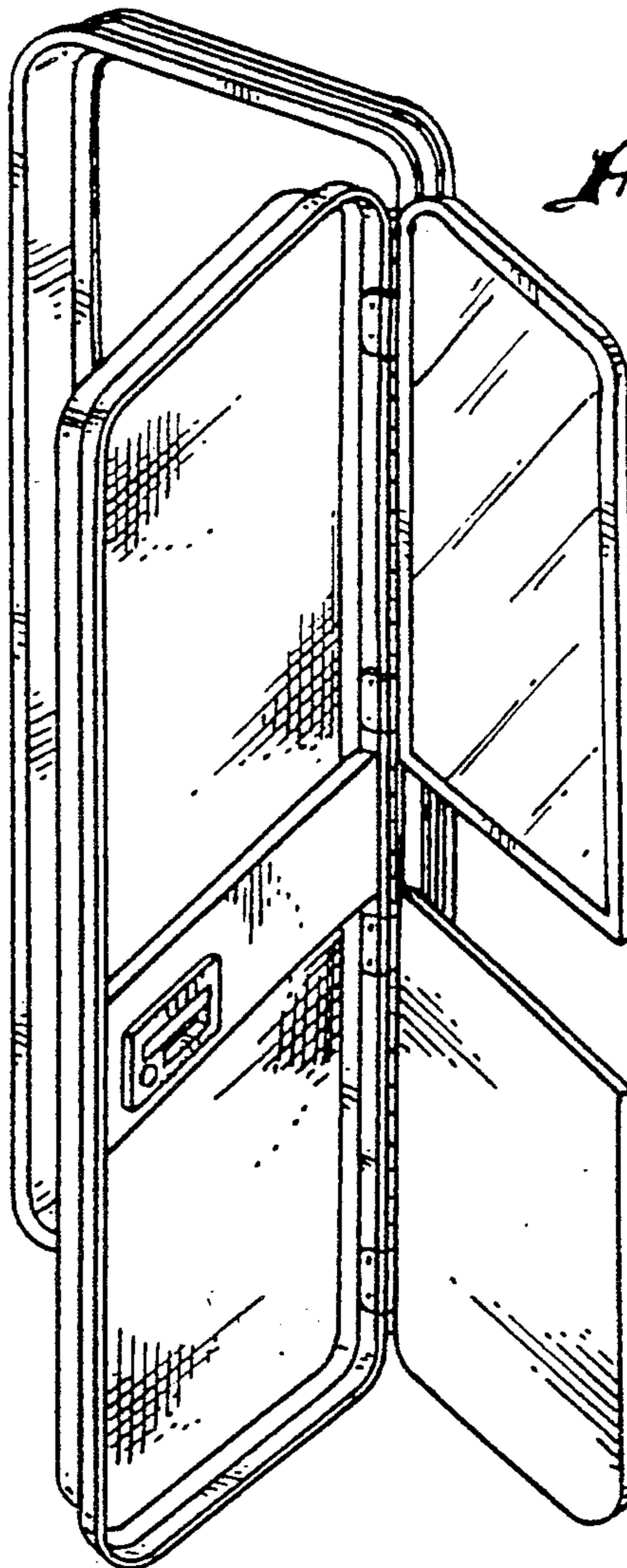
D. 202,259 9/1965 Kendrick ..... D25/48  
D. 240,812 8/1976 Imbrecht ..... D25/48  
D. 304,617 11/1989 Werthman ..... D25/48  
3,403,476 10/1968 Ciucani ..... 49/501




*FIG. 1.*



*FIG. 2.*



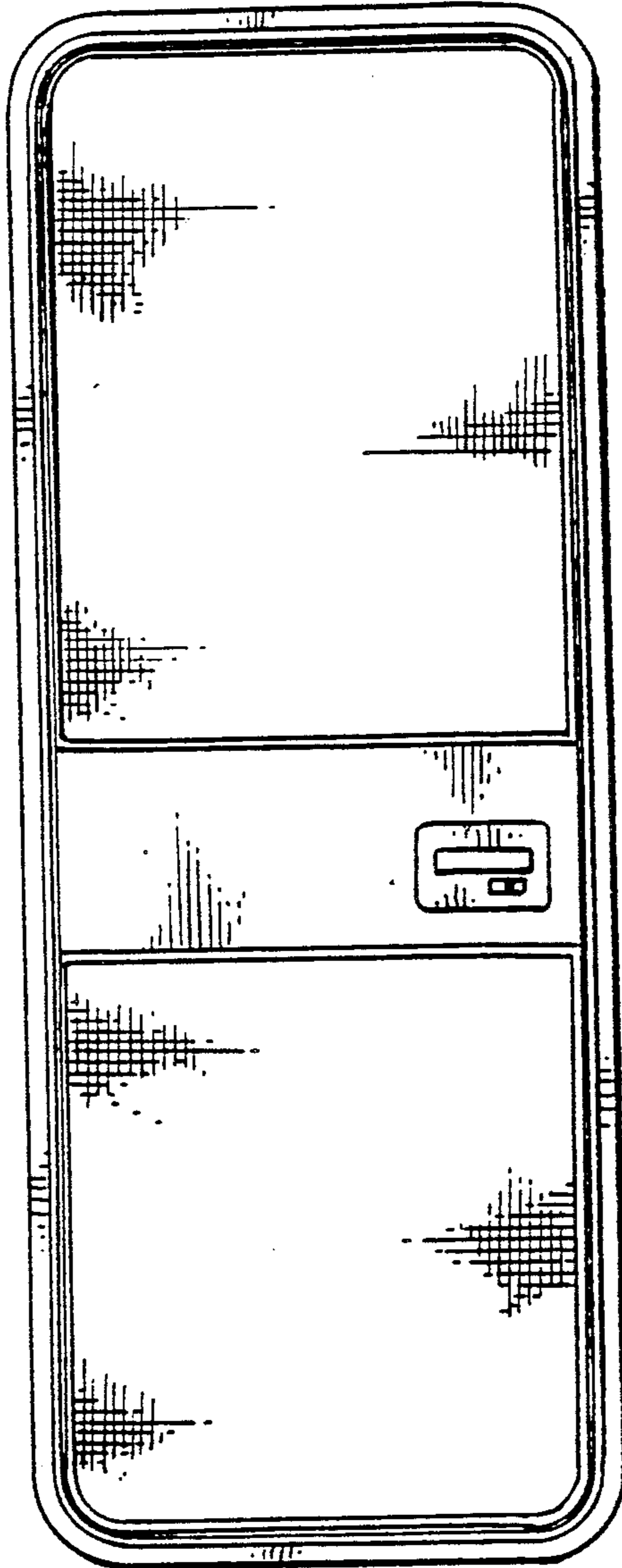
*FIG. 4.*



*FIG. 5.*



*FIG. 3.*



*FIG. 6.*



*FIG. 7.*

