



US00D326424S

United States Patent [19]

[11] Patent Number: **Des. 326,424**

Sakko

[45] Date of Patent: **** May 26, 1992**

[54] PAVEMENT MARKER

2,067,698	1/1937	Hall	D10/113
2,749,876	6/1956	Patton et al.	116/63 R
4,815,890	3/1989	Duncan	404/16

[76] Inventor: **Michael W. Sakko**, P.O. Box 2501,
Winter Haven, Fla. 33883

Primary Examiner—Wallace R. Burke
Assistant Examiner—Marcus Jackson

[**] Term: **14 Years**

[21] Appl. No.: **496,492**

[57] **CLAIM**

[22] Filed: **Mar. 19, 1990**

The ornamental design for a pavement marker, as shown and described.

[52] U.S. Cl. **D10/113**

[58] Field of Search **D10/109, 111, 113;**
404/6, 7, 8, 9, 10, 11, 12, 13, 14, 15, 16; 116/63
R, 63 L

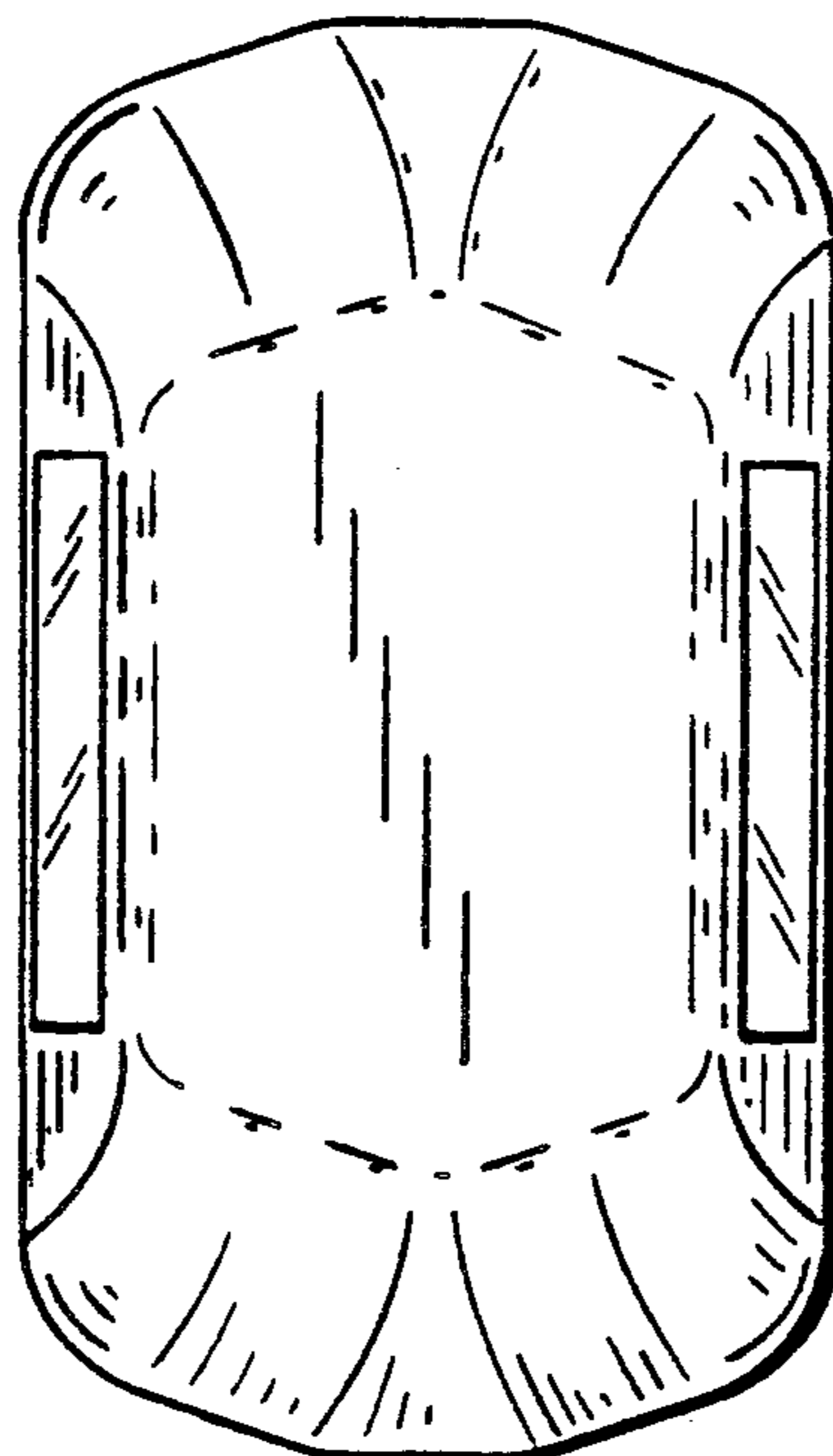

DESCRIPTION

FIG. 1 is a top perspective view of a pavement marker showing my new design;
FIG. 2 is a front elevational view thereof;
FIG. 3 is a side elevational view thereof; the opposite side being a mirror image;
FIG. 4 is a top plan view thereof; and,
FIG. 5 is a bottom plan view thereof.

[56] **References Cited**

U.S. PATENT DOCUMENTS

D. 301,209	5/1989	Sakko	D10/113
D. 311,704	10/1990	May	D10/113






FIG. 1.

FIG. 2.




FIG. 3.



FIG. 4.

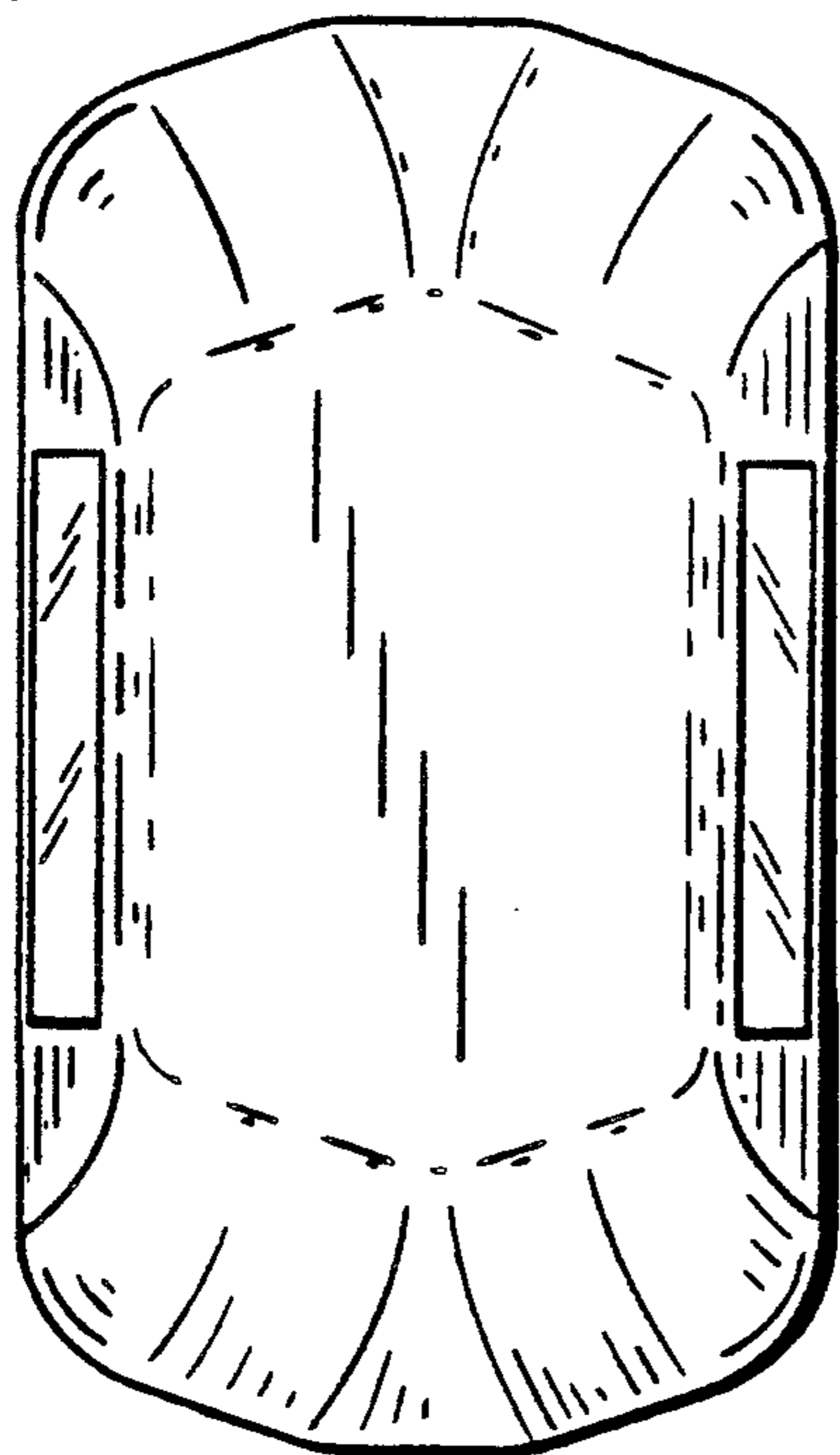


FIG. 5.

