



US00D326421S

# United States Patent [19]

[11] Patent Number: Des. 326,421

Stützer et al.

[45] Date of Patent: \*\* May 26, 1992

[54] KITCHEN SCALE

D. 285,541	9/1986	Elkerbout .....	D10/91
D. 299,701	2/1989	Brewer et al. ....	D10/91
4,274,500	6/1981	Kuhnle .....	D10/91 X

[75] Inventors: Franz A. Stützer, Offenbach am Main; Bernd Köhler, Obertshausen, both of Fed. Rep. of Germany

[73] Assignee: Rowenta-Werke GmbH, Offenbach am Main, Fed. Rep. of Germany

[\*\*] Term: 14 Years

[21] Appl. No.: 397,022

[22] Filed: Aug. 22, 1989

### [30] Foreign Application Priority Data

Feb. 24, 1989	[DE]	Fed. Rep. of Germany .....	8901461
[52]	U.S. Cl.	.....	D10/92
[58]	Field of Search	.....	D10/87, 88, 89, 90, D10/91, 92; 177/225, 227, 228, 229, 230, 231, 238, 239, 243, 245, 262

### [56] References Cited

#### U.S. PATENT DOCUMENTS

D. 250,883	1/1979	Hudson .....	D10/91 X
D. 268,334	3/1983	Harbers, Jr. ....	D10/91
D. 270,717	9/1983	Wells .....	D10/91
D. 273,568	4/1984	Woods et al. ....	D10/91
D. 275,186	8/1984	Gard .....	D10/91 X
D. 275,558	9/1984	Pearson .....	D10/91

### OTHER PUBLICATIONS

NCI Weighing Sys., scale in upper-right, Aug. 1980, front cover.  
 Conso. Model #228, Oct. 1981, p. 297.  
 GSE, super-V scale, Apr. 1982, front cover.  
 K-Tron, KS scale, Apr. 1984, lower-right.

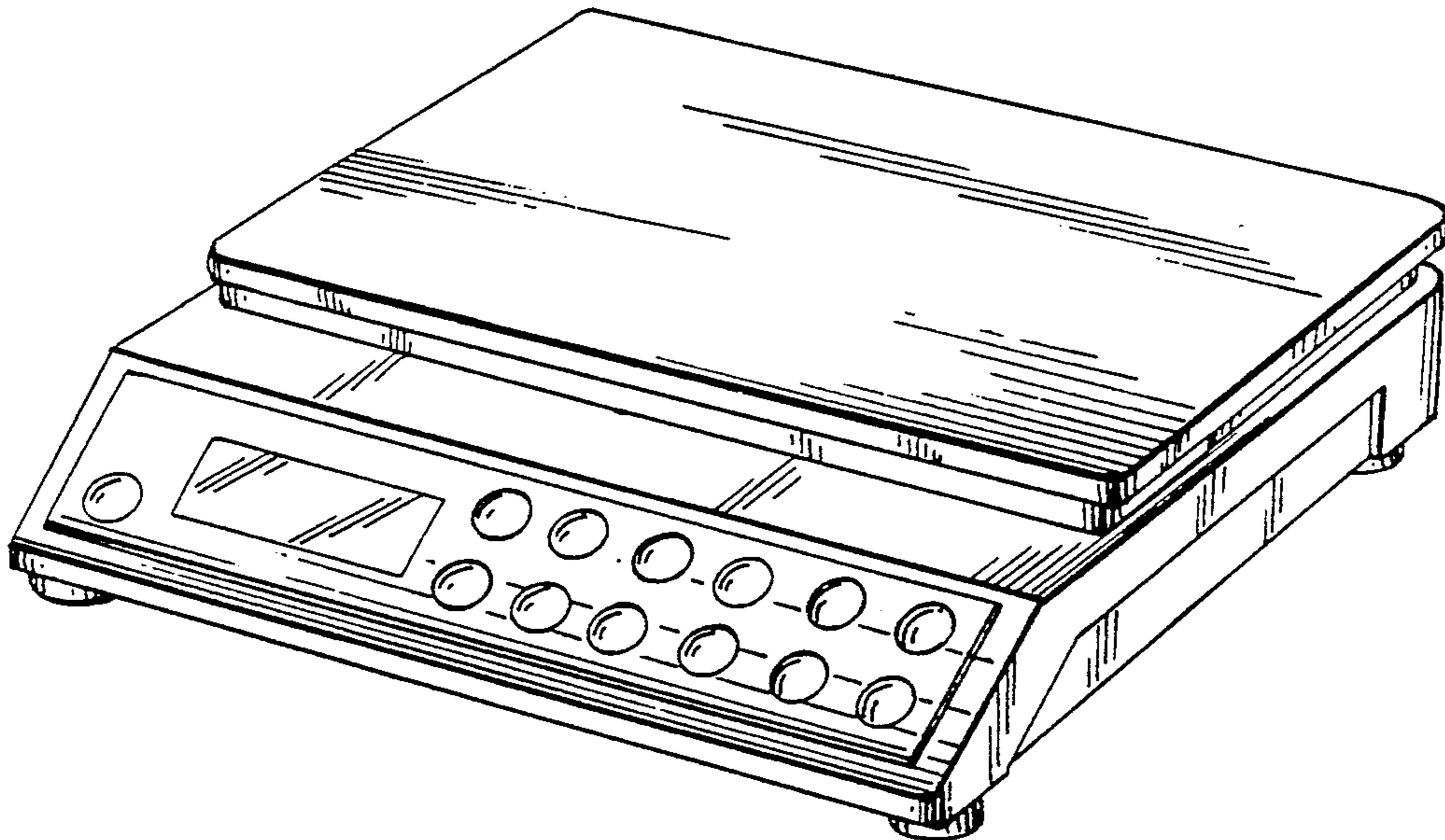
*Primary Examiner*—Bruce W. Dunkins  
*Assistant Examiner*—Antoine D. Davis  
*Attorney, Agent, or Firm*—Toren, McGeady & Associates

### [57] CLAIM

The ornamental design for a kitchen scale, as shown.

### DESCRIPTION

FIG. 1 is a top, front and right side perspective view of a kitchen scale showing our new design;  
 FIG. 2 is a top, rear and left side perspective view;  
 FIG. 3 is a right side elevational view;  
 FIG. 4 is a left side elevational view;  
 FIG. 5 is a front elevational view;  
 FIG. 6 is a rear elevational view;  
 FIG. 7 is a top plan view; and,  
 FIG. 8 is a bottom plan view thereof.



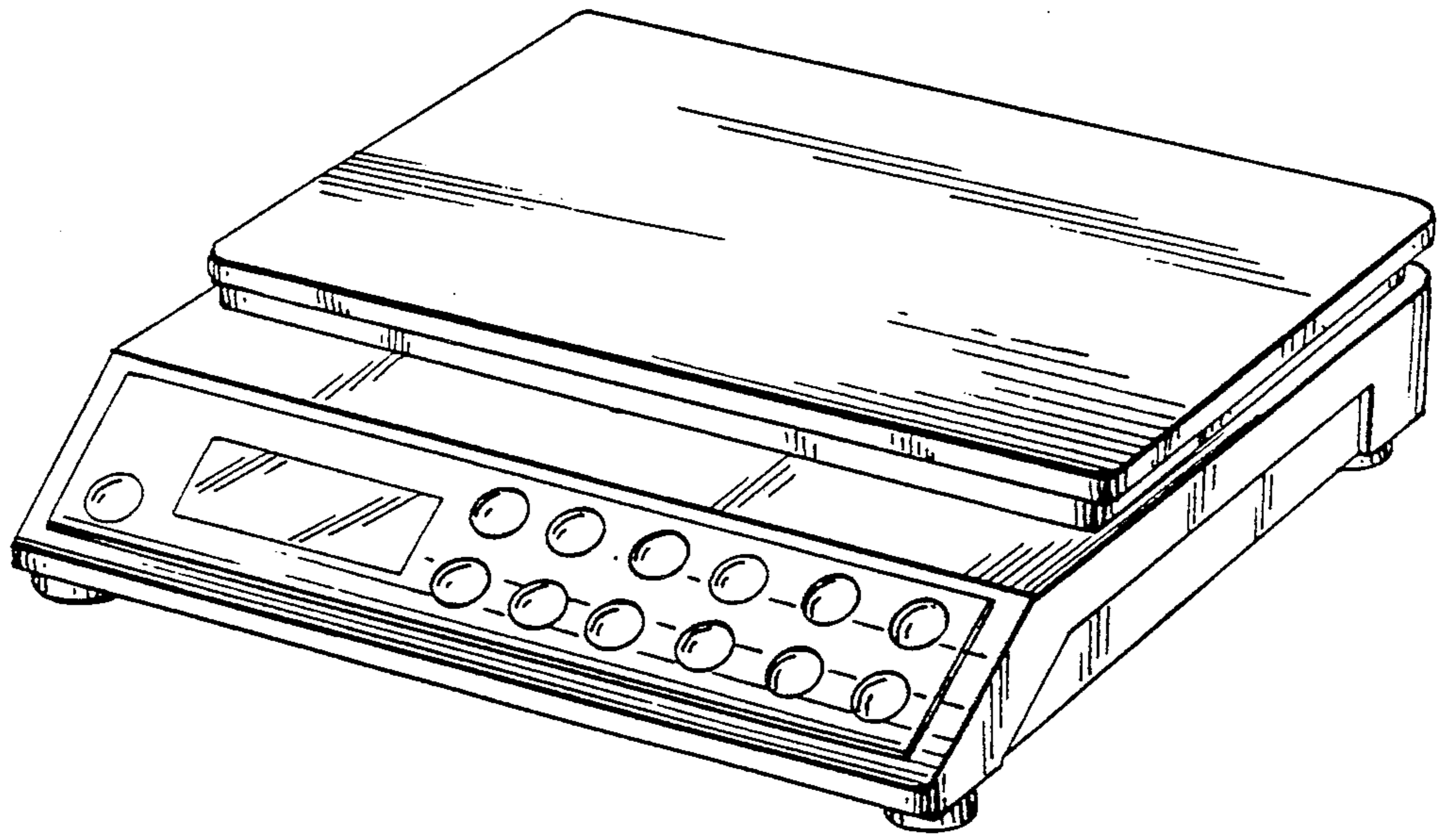


FIG. 1

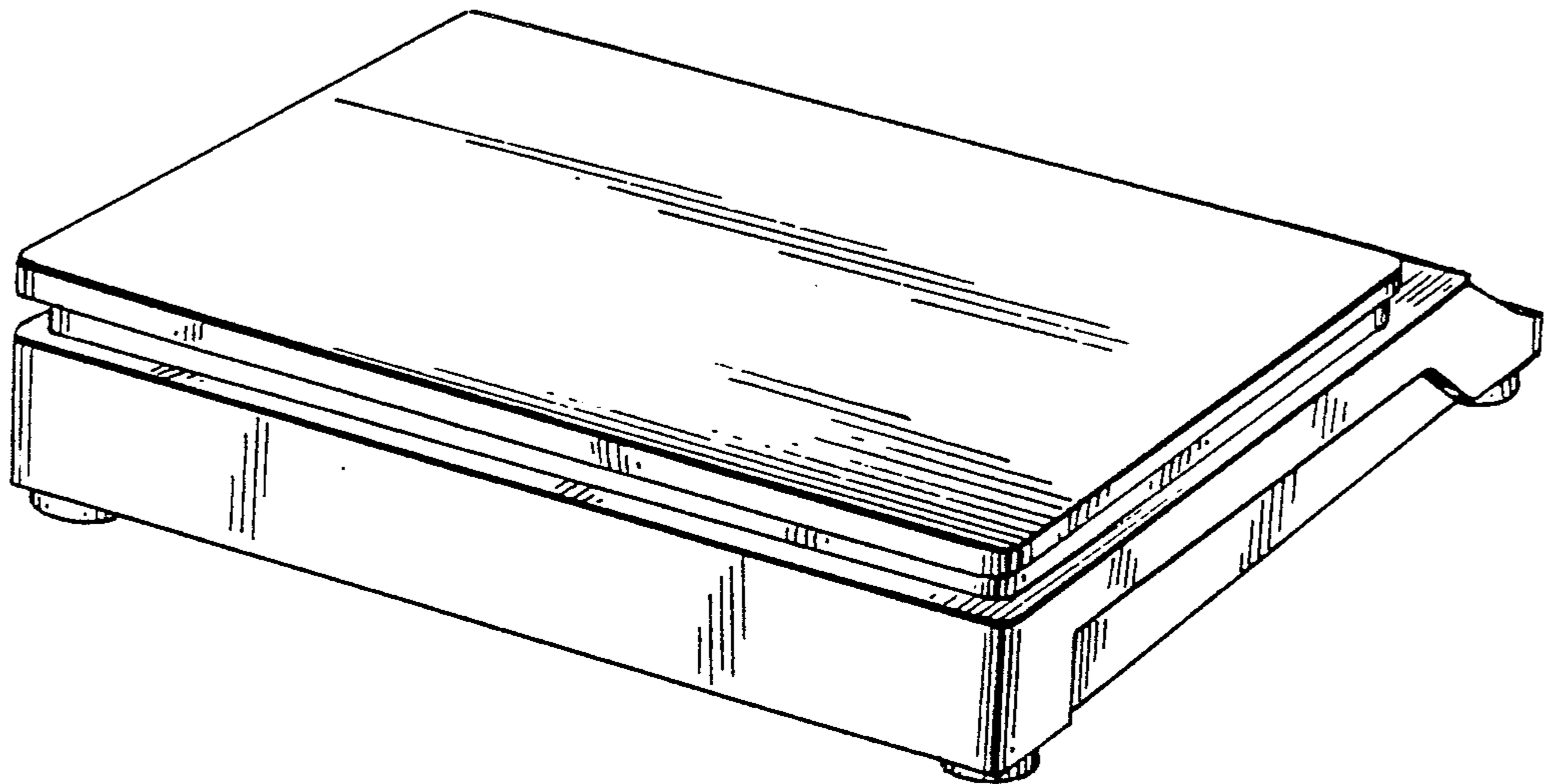


FIG. 2




FIG. 3




FIG. 4

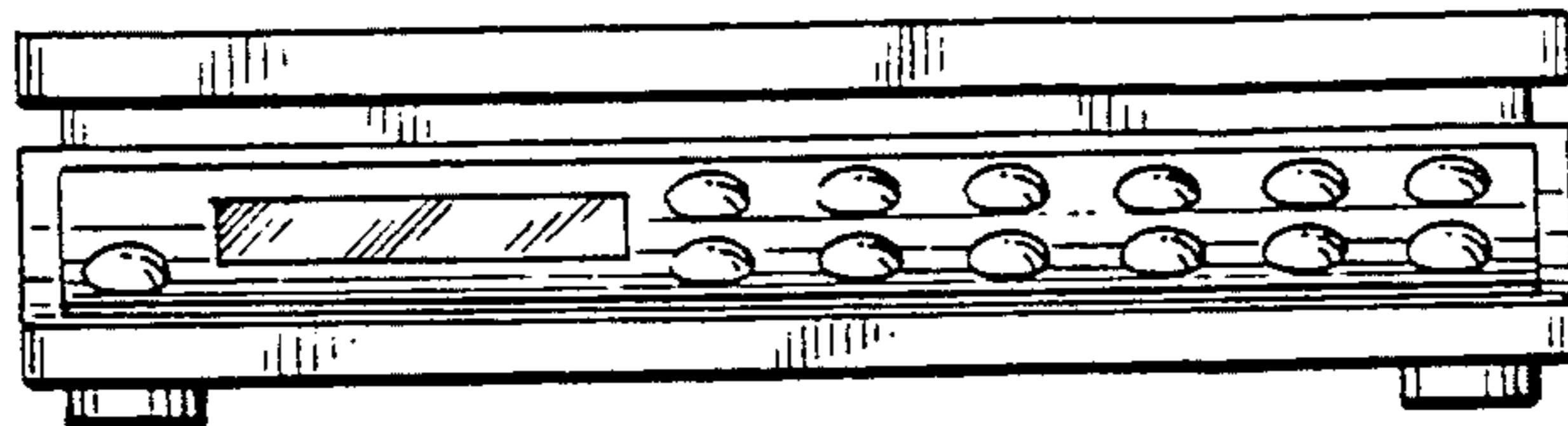


FIG. 5




FIG. 6

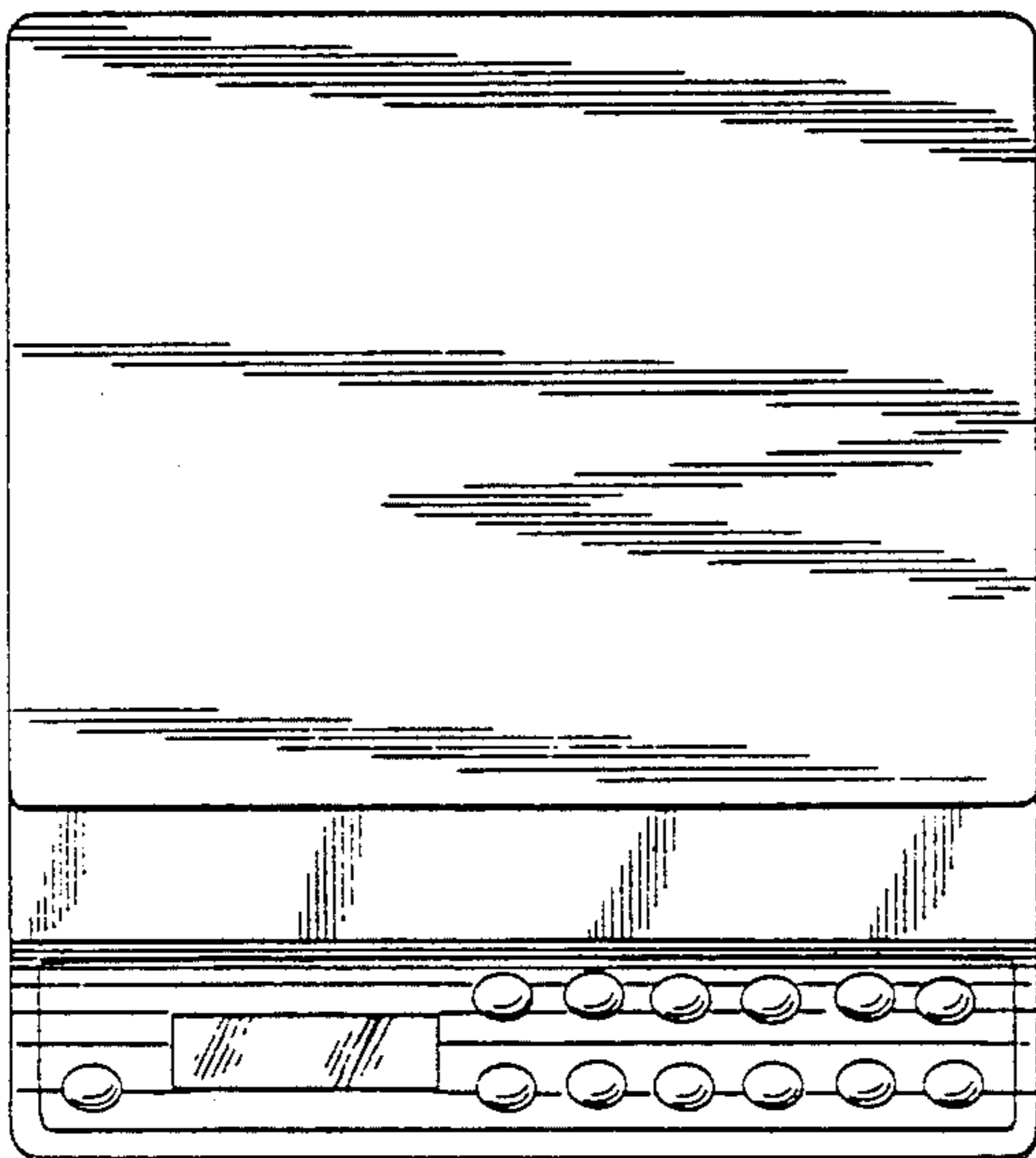


FIG. 7

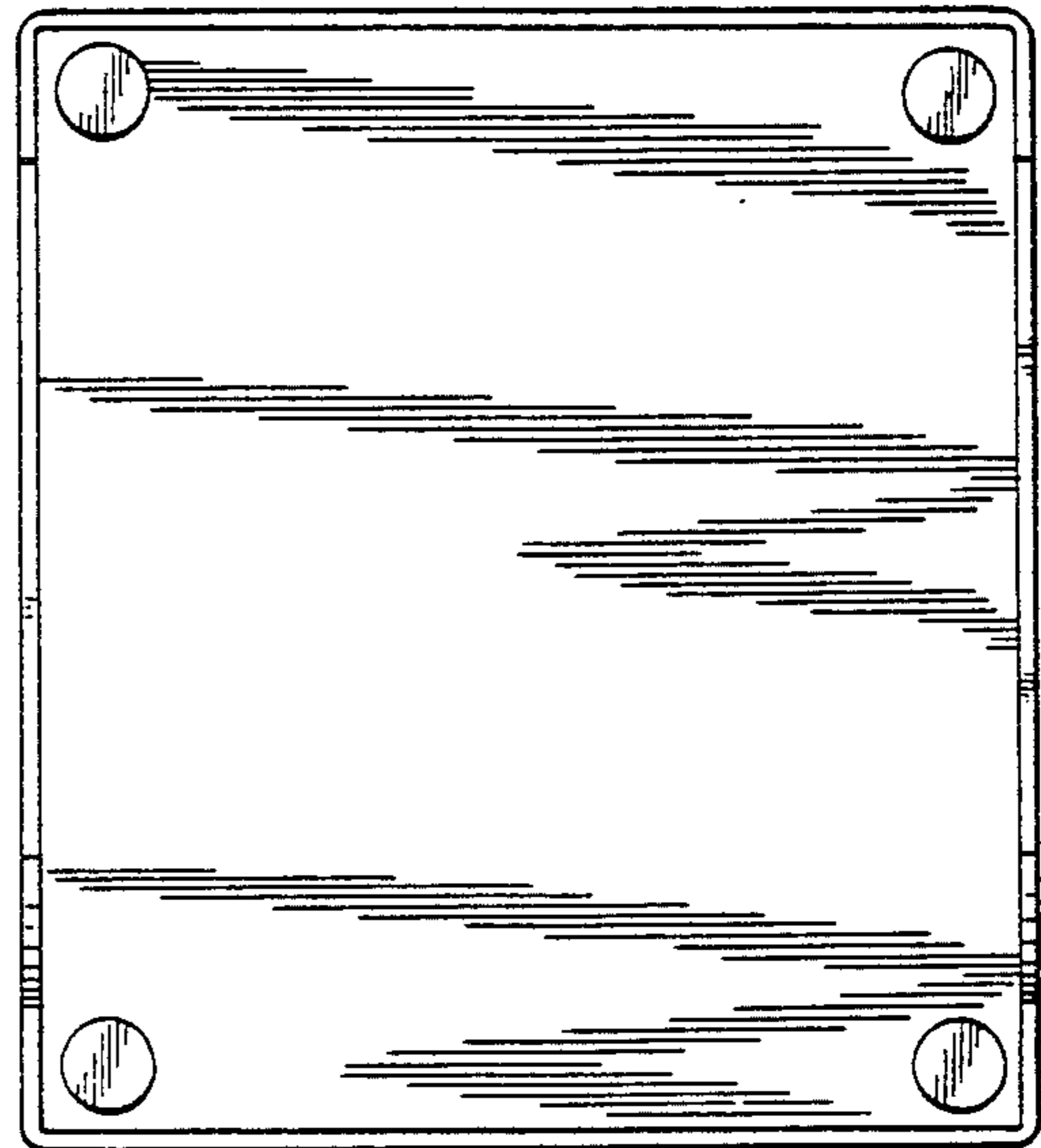


FIG. 8