



US00D326369S

United States Patent [19]
Buchacz

[11] **Patent Number: Des. 326,369**
[45] **Date of Patent: ** May 26, 1992**

[54] **CHAIR**

[76] **Inventor: Jurek Buchacz, "Lovli", 2360 Ringsaker, Norway**

[**] **Term: 14 Years**

[21] **Appl. No.: 317,276**

[22] **Filed: Feb. 28, 1989**

[30] **Foreign Application Priority Data**

Sep. 2, 1988 [NO] Norway 69625

[52] **U.S. Cl. D6/366**

[58] **Field of Search D6/334, 364, 365, 366, D6/374, 375, 500, 501**

[56] **References Cited**

U.S. PATENT DOCUMENTS

D. 256,740 9/1980 Acton D6/366

D. 279,947 8/1985 Ballarini D6/501

D. 295,925 5/1988 Uredat-Neuhoff D6/366

D. 296,624 7/1988 Bellini D6/366

D. 301,662 6/1989 Vonhausen D6/366
D. 311,286 10/1990 Muller-Deisig et al. D6/366
D. 312,176 11/1990 Heidmann D6/366 X

OTHER PUBLICATIONS

Industrial Design, Jan./Feb./1982, p. 59, Base at top right.

Interiors, Aug./1984, p. 78, Sunar Hauserman, Ltd., Chair at far left bottom.

Primary Examiner—Donald P. Walsh

Assistant Examiner—Gary D. Watson

Attorney, Agent, or Firm—Browdy and Neimark

[57] **CLAIM**

The ornamental design for a chair, as shown.

DESCRIPTION

FIG. 1 is a front right side perspective view of a chair showing my new design;

FIG. 2 is a left side elevational view;

FIG. 3 is a rear elevational view; and,

FIG. 4 is a bottom plan view thereof.



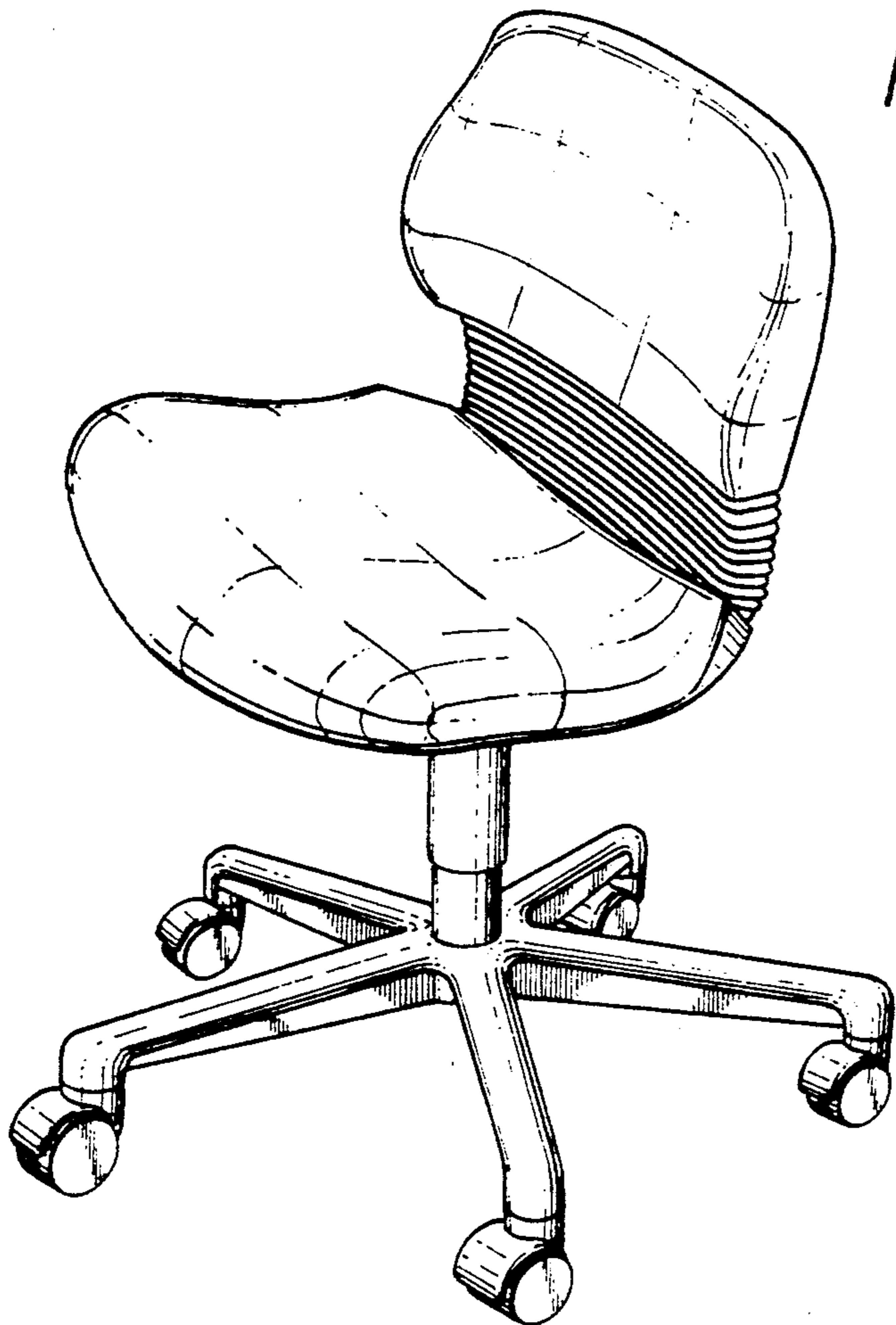


Fig. 1.

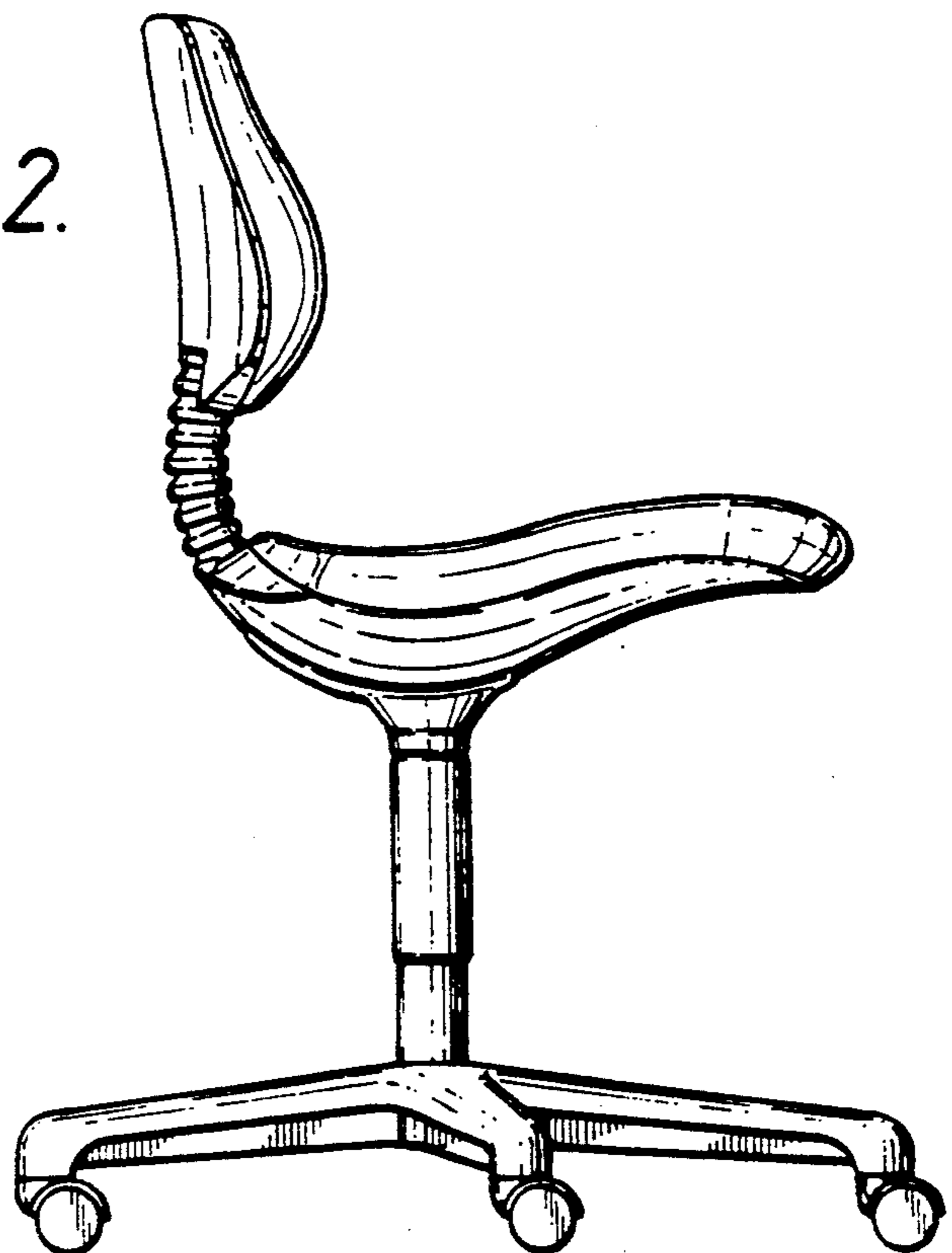


Fig. 2.

Fig. 3.

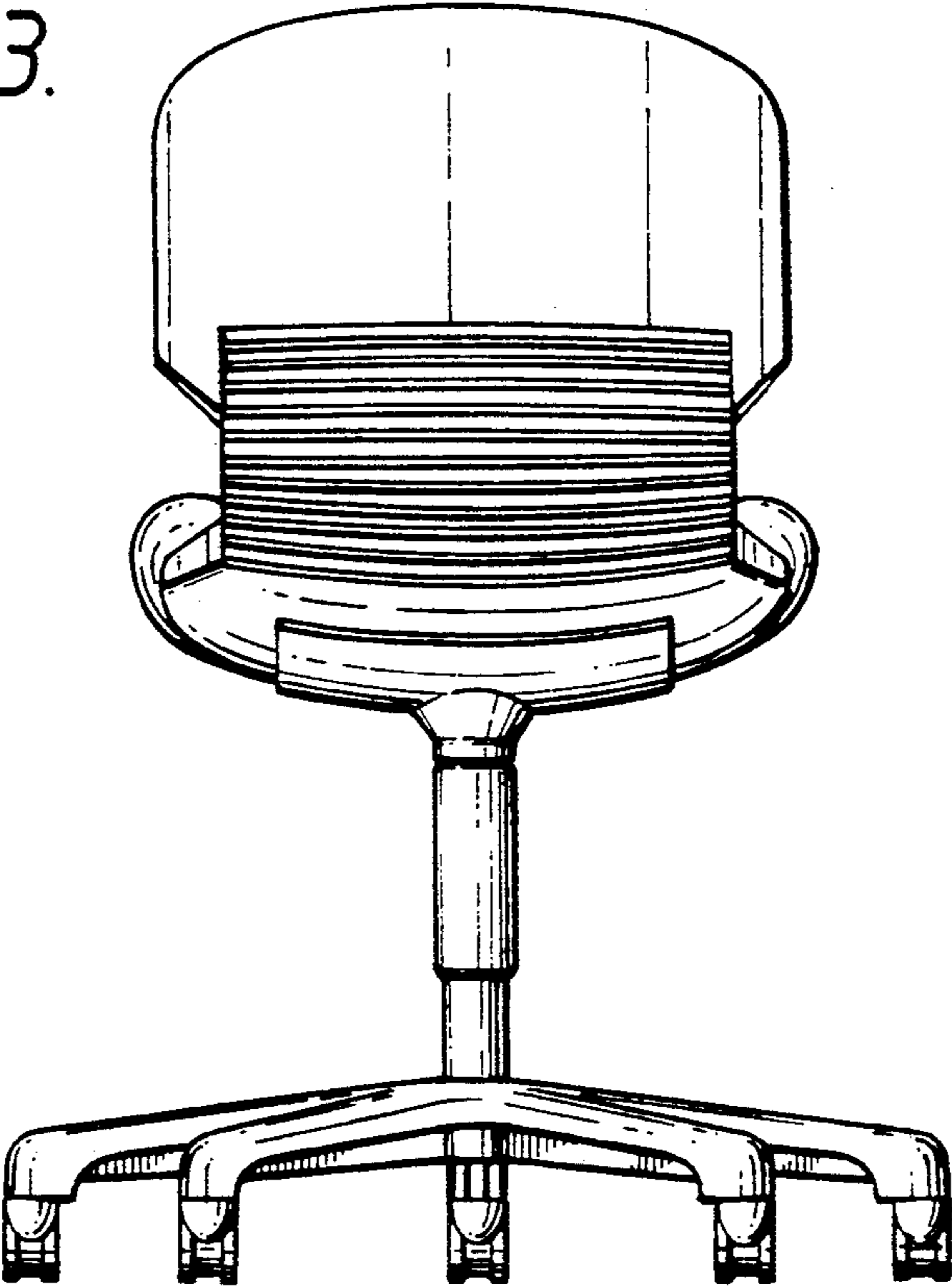


Fig. 4.

