



US00D326366S

# United States Patent [19]

[11] Patent Number: Des. 326,366

Fung

[45] Date of Patent: \*\* May 26, 1992

- [54] RACK FOR SUSPENDING CAPS
- [75] Inventor: May Fung, Scarborough, Canada
- [73] Assignee: Etna Products Co. Inc., New York, N.Y.
- [\*\*] Term: 14 Years
- [21] Appl. No.: 729,802
- [22] Filed: Jul. 15, 1991
- [52] U.S. Cl. .... D6/320; D6/570
- [58] Field of Search ..... D6/315, 320, 323, 326, D6/411, 466, 467, 468, 512, 553, 567, 569, 570; D8/373; D25/131; 211/30-33, 123-124; 223/85; 248/251, 309.1, 316.1, 316.2

- 3,349,922 10/1967 Morrison ..... D6/320 X
- 4,367,819 1/1983 Lewis ..... D6/323 X
- 5,038,941 8/1991 Bastiaansen ..... 211/32

Primary Examiner—Brian N. Vinson  
Attorney, Agent, or Firm—Henry R. Lerner

### [57] CLAIM

The ornamental design for a rack for suspending caps, as shown and described.

### DESCRIPTION

FIG. 1 is a top, front, and right side perspective view of a rack for suspending caps showing my new design, the broken-line disclosure of a single cap being for illustrative purposes only and forming no part of the claimed design;

FIG. 2 is an enlarged front elevational view thereof;

FIG. 3 is an enlarged right side elevational view thereof;

FIG. 4 is an enlarged rear elevational view thereof;

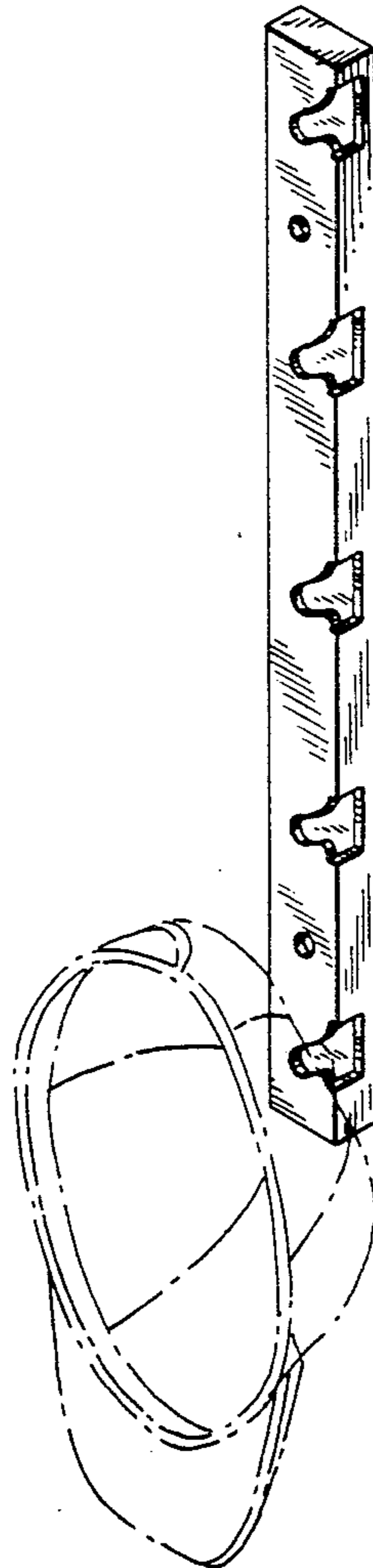
FIG. 5 is an enlarged left side elevational view thereof; and,

FIG. 6 is an enlarged bottom plan view thereof.

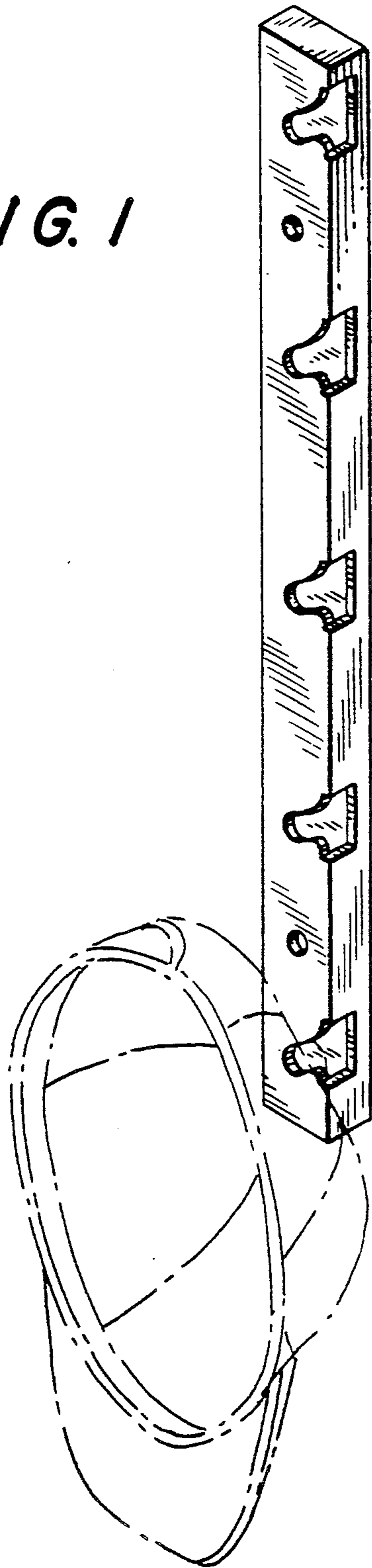
### [56] References Cited

#### U.S. PATENT DOCUMENTS

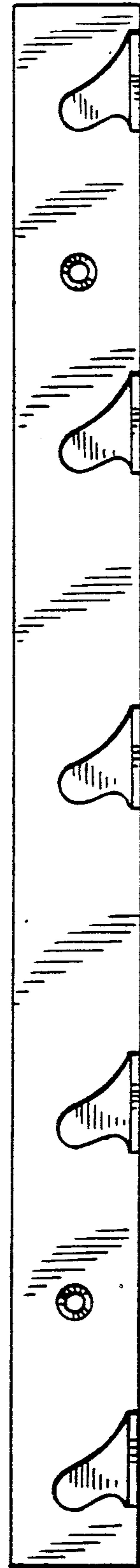
- D. 257,709 12/1980 Lewis ..... D6/570 X
- D. 297,412 8/1988 Allen ..... D6/553 X
- D. 319,361 8/1991 Moser ..... D6/468
- D. 321,795 11/1991 Winston ..... D6/315 X
- 1,248,732 4/1917 Shave et al. .... 211/30



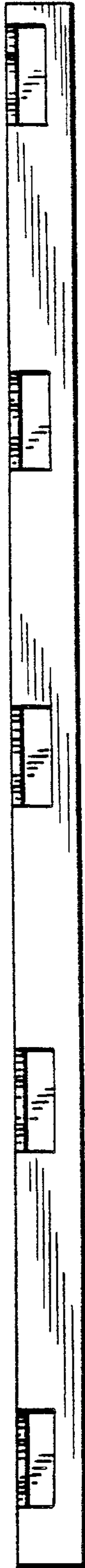
*FIG. 1*




*FIG. 2*




*FIG. 3*



*FIG. 4*



*FIG. 5*



*FIG. 6*

