



US00D326361S

# United States Patent [19]

[11] Patent Number: **Des. 326,361**

Layman

[45] Date of Patent: **\*\* May 26, 1992**

[54] **TOOTHBRUSH**

[76] Inventor: **R. Gregory Layman**, 4435 S. Rural Rd., #367, Tempe, Ariz. 85282

[\*\*] Term: **14 Years**

[21] Appl. No.: **355,308**

[22] Filed: **May 22, 1989**

D. 196,022	8/1963	Griffith .....	D4/127
D. 201,667	7/1965	Morris et al. ....	D4/101
D. 211,557	7/1968	Wilzbacher .....	D4/104
D. 241,891	10/1976	Cannon et al. ....	D4/104
D. 272,679	2/1984	Stocchi .....	D4/110
4,580,587	4/1986	Rittich et al. ....	132/308

*Primary Examiner*—Wallace R. Burke  
*Assistant Examiner*—Lavone D. Tabor

### Related U.S. Application Data

[66] Substitute of Ser. No. 92,696, Sep. 3, 1987, abandoned.

[52] U.S. Cl. .... **D4/114**

[58] Field of Search ..... D4/104-114,  
D4/130, 138, 100-101; D24/10-11; D28/64;  
15/105-106, 110, 143 R, 159 R, 159 A, 160,  
167.1-167.3, 171-173, 175, 176.1-176.3, 176.6,  
184-185; 132/308-315, 321-328; 401/268-291

[56] **References Cited**

### U.S. PATENT DOCUMENTS

D. 172,497 6/1954 Fischer ..... D4/108

[57] **CLAIM**

The ornamental design for a toothbrush, as shown.

### DESCRIPTION

FIG. 1 is a perspective view as seen from the top, right side and front end of a toothbrush showing my new design;

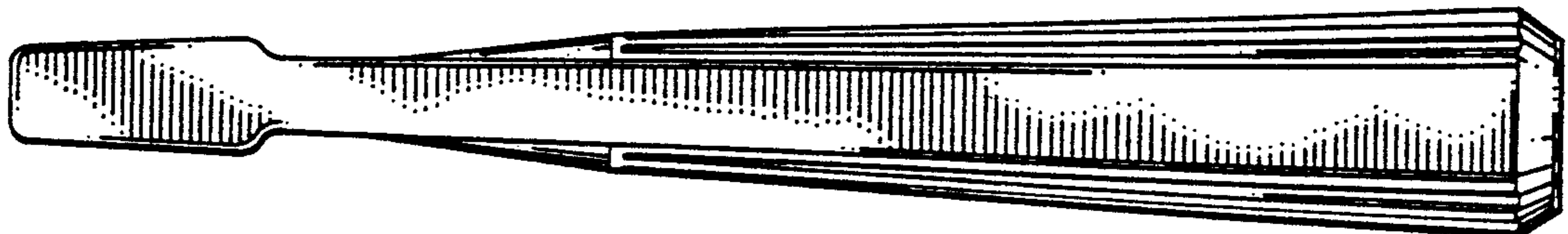
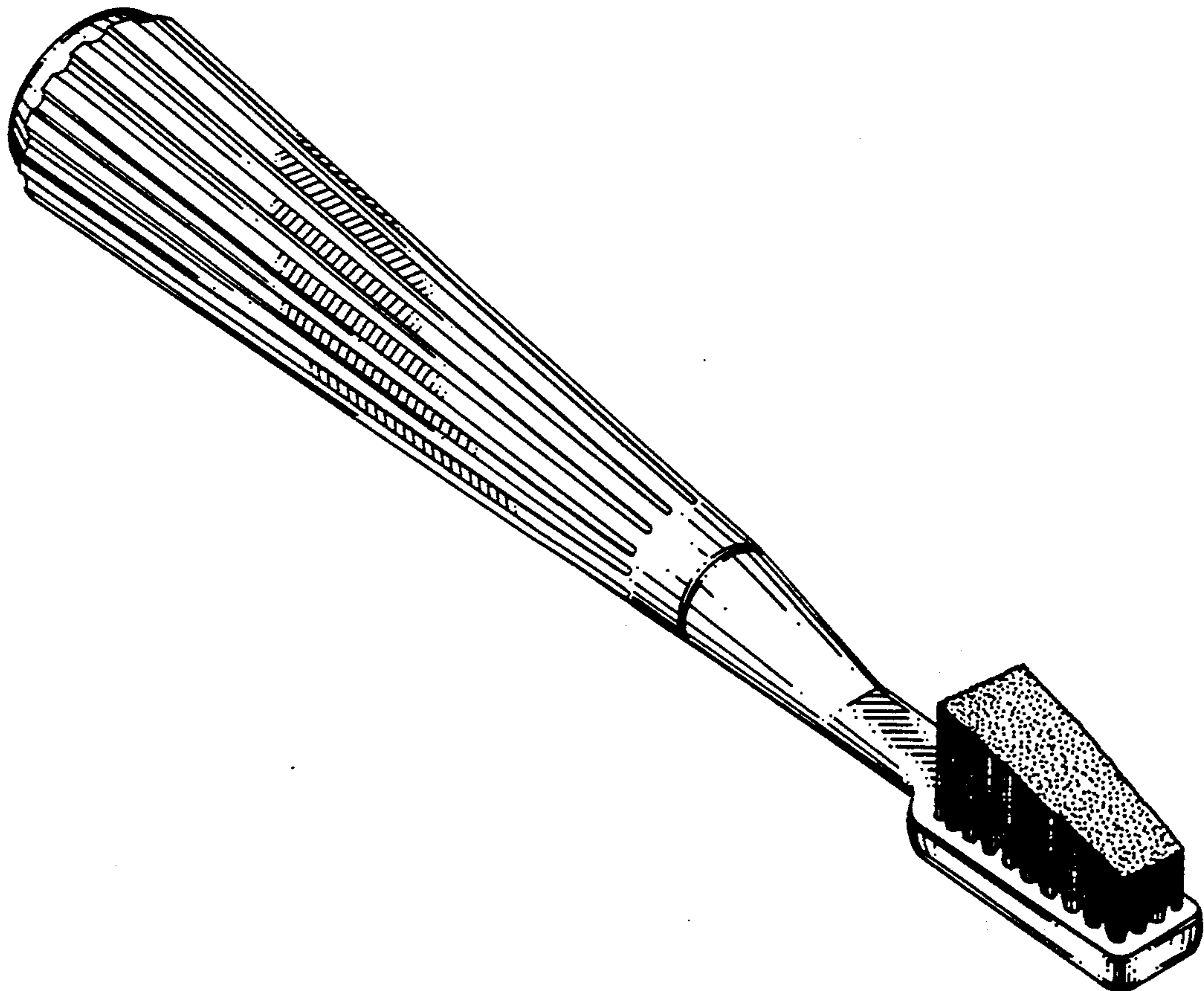
FIG. 2 is a rear end elevational view thereof;


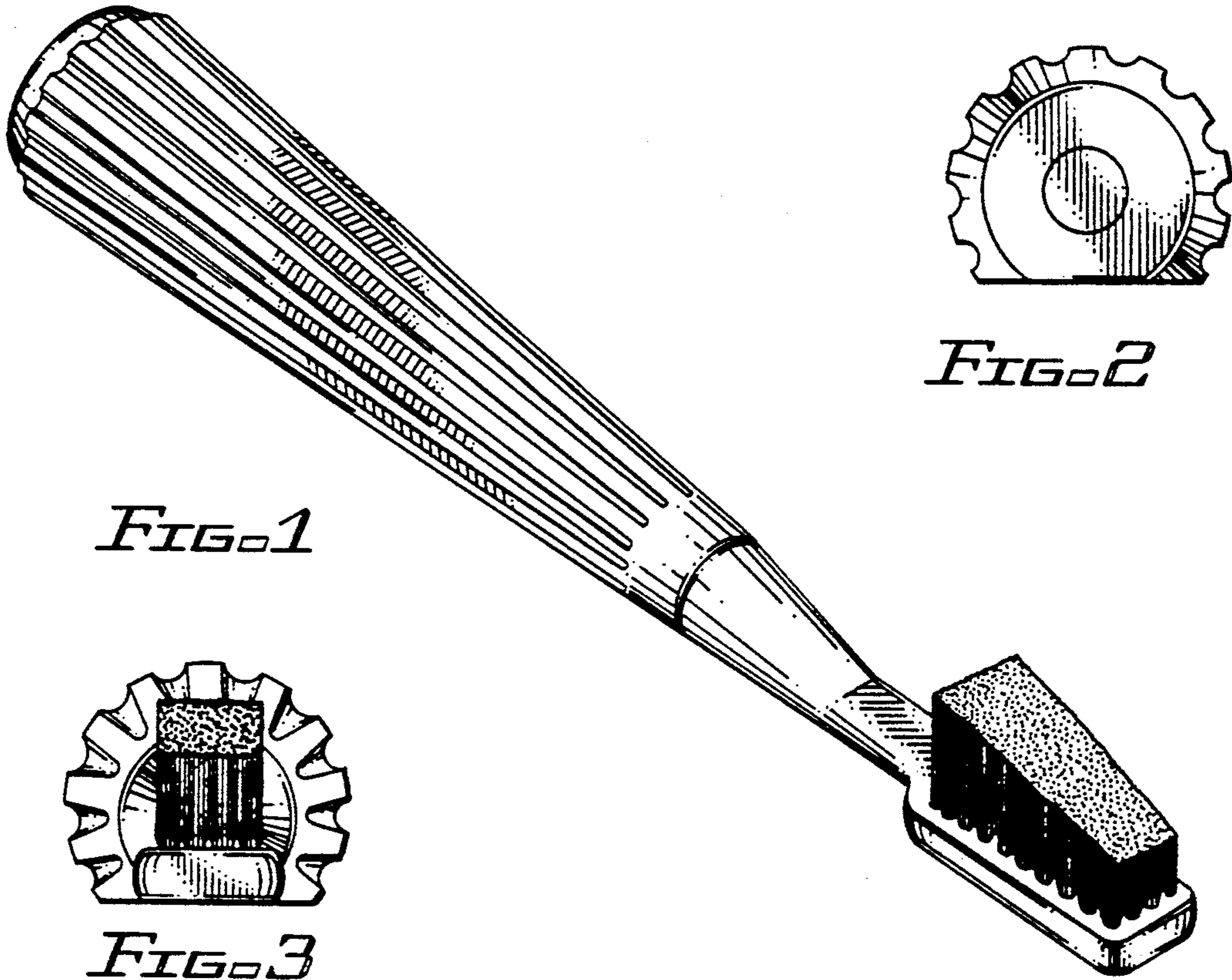
FIG. 3 is a front end elevational view thereof;

FIG. 4 is a reduced left side elevational view thereof;


FIG. 5 is a top plan view thereof; and,

FIG. 6 is a bottom plan view thereof.

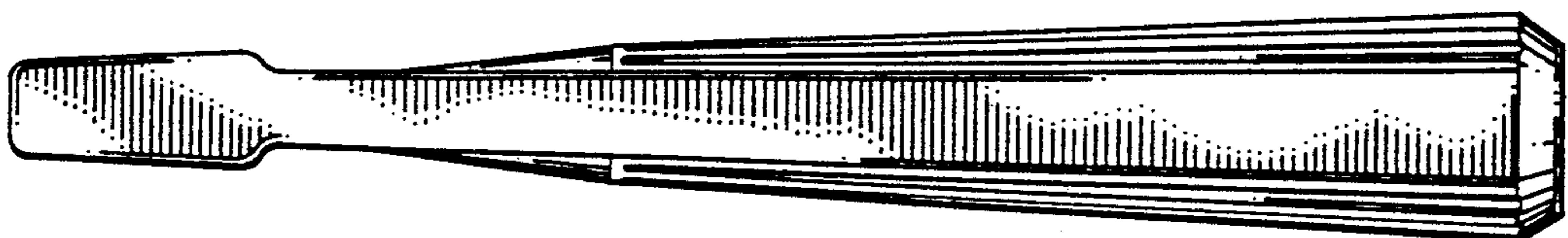




*FIG. 4*



*FIG. 5*



*FIG. 6*