



US00D326360S

# United States Patent [19]

[11] Patent Number: Des. 326,360

Tasou

[45] Date of Patent: \*\* May 26, 1992

[54] **HANDBAG OR SIMILAR ARTICLE**

[75] Inventor: Alecos Tasou, London, England

[73] Assignee: Hi-Tek Bags, Ltd., London, England

[\*\*] Term: 14 Years

[21] Appl. No.: 303,630

[22] Filed: Jan. 27, 1989

[52] U.S. Cl. .... D3/44

[58] Field of Search ..... D3/41-54,  
D3/42, 44, 66; 190/124, 1, 100, 107, 110;  
150/100, 107, 118; 383/3, 6, 12, 42, 84, 98, 99,  
104

[56] **References Cited**

**U.S. PATENT DOCUMENTS**

D. 170,402 9/1953 David ..... D3/44

*Primary Examiner*—Louis S. Zarfes

*Attorney, Agent, or Firm*—Rosen, Dainow & Jacobs

[57] **CLAIM**

The ornamental design for a handbag or similar article, as shown.

**DESCRIPTION**

FIG. 1 is a perspective view of a handbag or similar article showing a first embodiment of my new design; the phantom circle in the front is a magnified portion of the textured outer surface of the handbag;

FIG. 2 is a top plan view thereof;

FIG. 3 is a perspective view showing the right side and rear views; the left side is a reverse of the right; the bottom and rear views are essentially plain;

FIG. 4 is a perspective view of a handbag showing a second embodiment of said design; the phantom circle in the front is a magnified portion of the textured outer surface of the handbag;

FIG. 5 is a top plan view thereof;

FIG. 6 is a perspective view showing the right side and rear views thereof; the left side is a reverse of the right; the bottom and rear views are essentially plain;

FIG. 7 is a perspective view of a handbag showing a third embodiment of said design;

FIG. 8 is a top plan view thereof;

FIG. 9 is a perspective view showing the right side and rear views thereof; the left side is the reverse of the right side; the bottom and rear views are essentially plain;

FIG. 10 is a perspective view of a handbag showing a fourth embodiment of said design;


FIG. 11 is a top plan view thereof;

FIG. 12 is a rear view thereof;

FIG. 13 is a right side elevation thereof; the left side elevation is the reverse of the right; the bottom view is essentially plain;

FIG. 14 is a front perspective view of a handbag showing a fifth embodiment of said design; and,


FIG. 15 is a top perspective view thereof; the rear, sides and bottom views are semi-transparent like the front but essentially flat.




*FIG. 1*



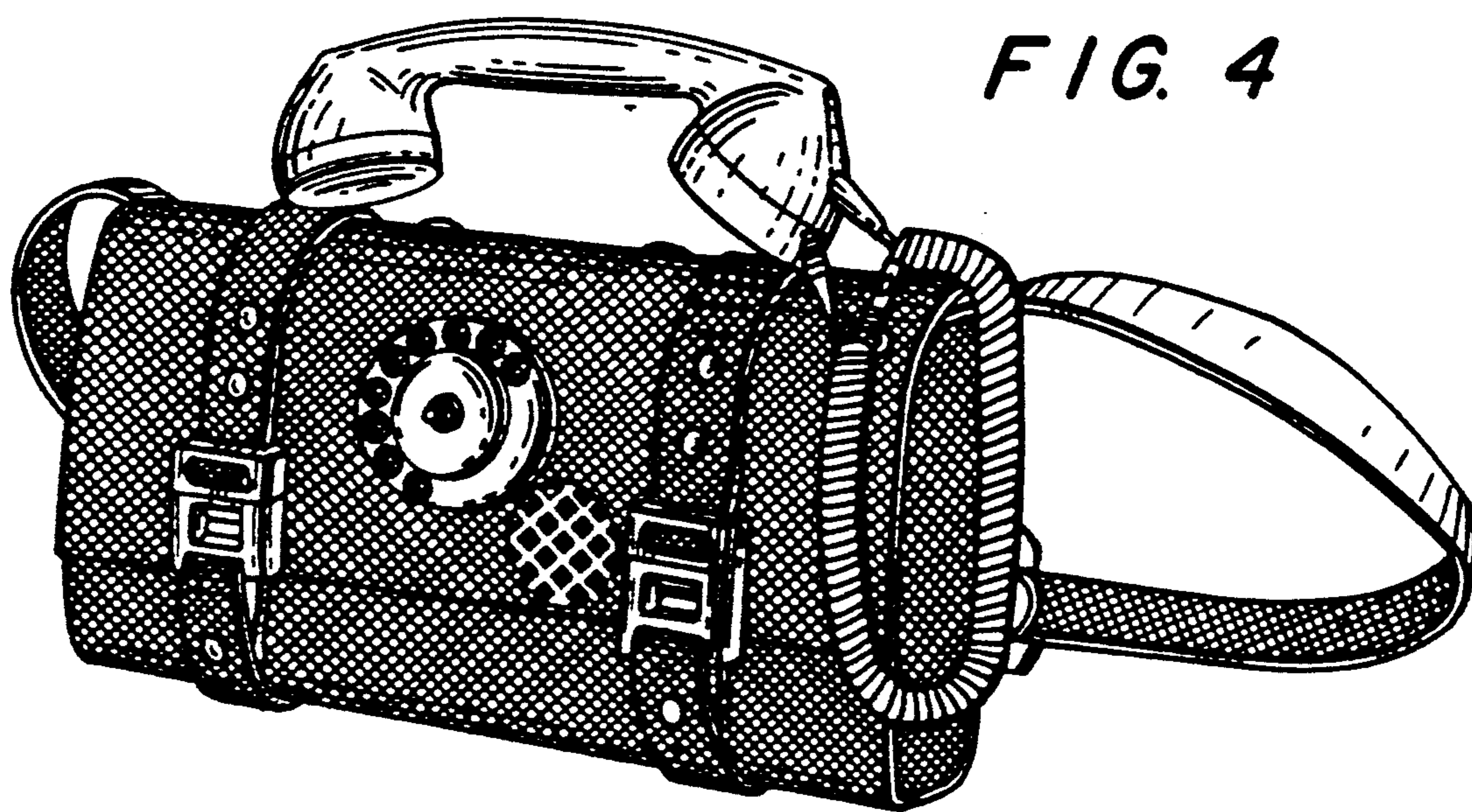
*FIG. 2*




*FIG. 3*




*FIG. 4*




*FIG. 5*



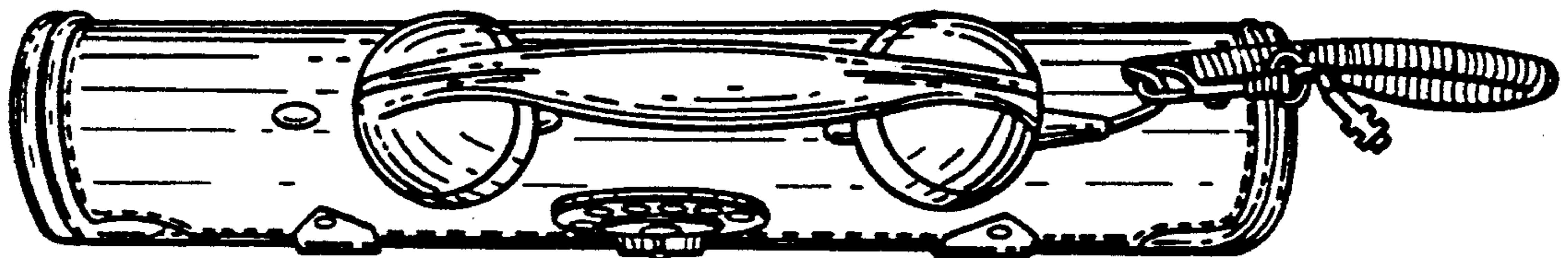
*FIG. 6*



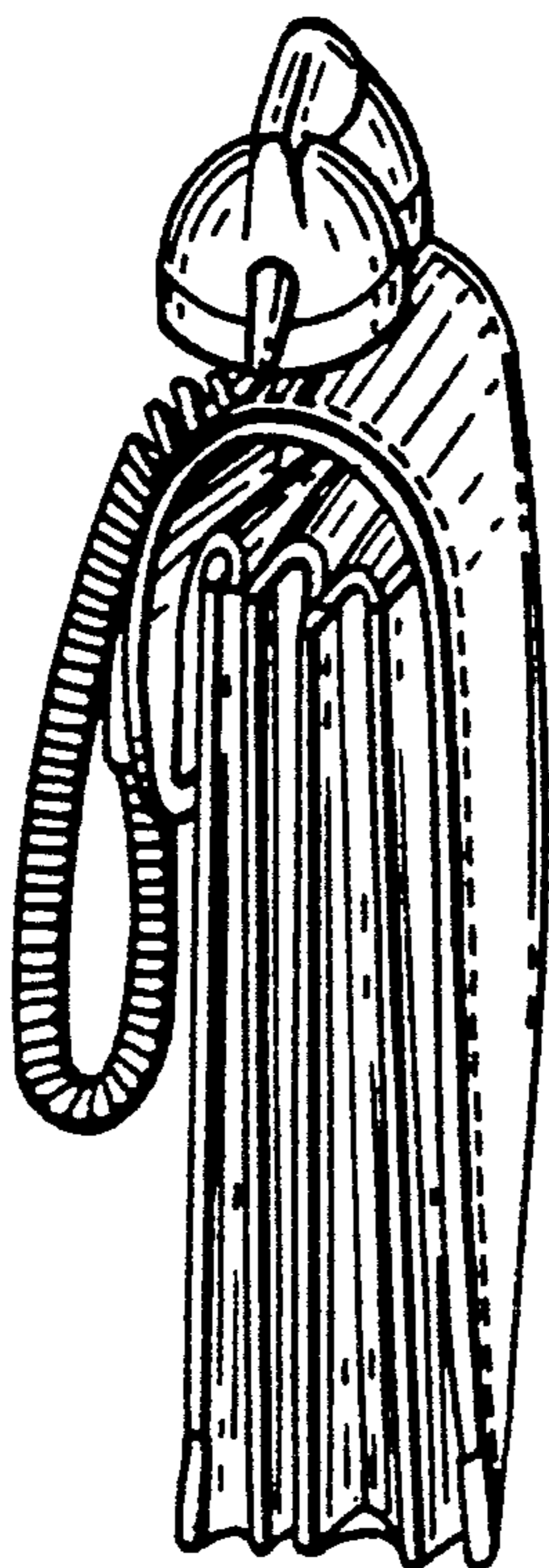
*FIG. 7*




*FIG. 8*




*FIG. 9*



*FIG. 10*



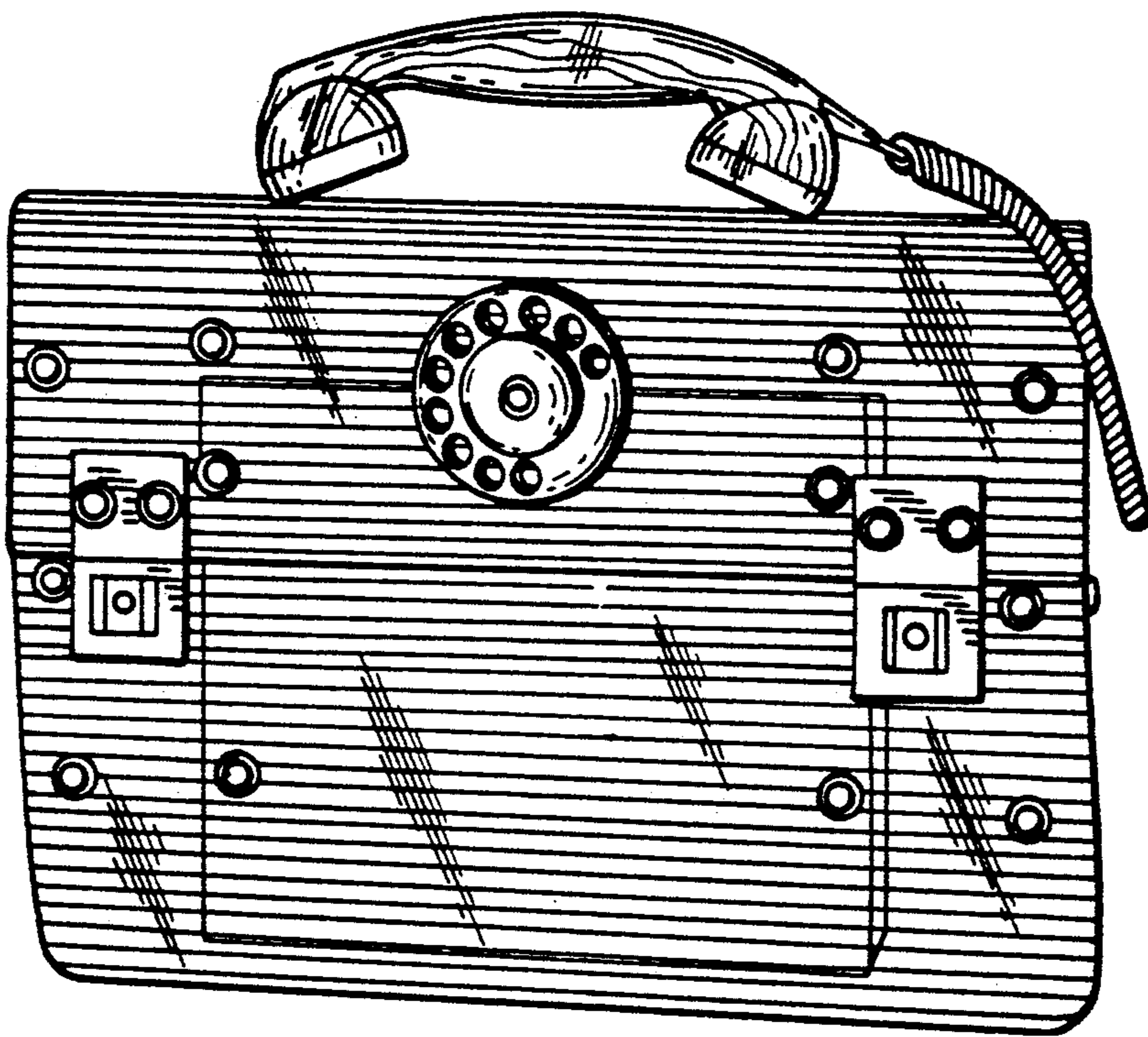
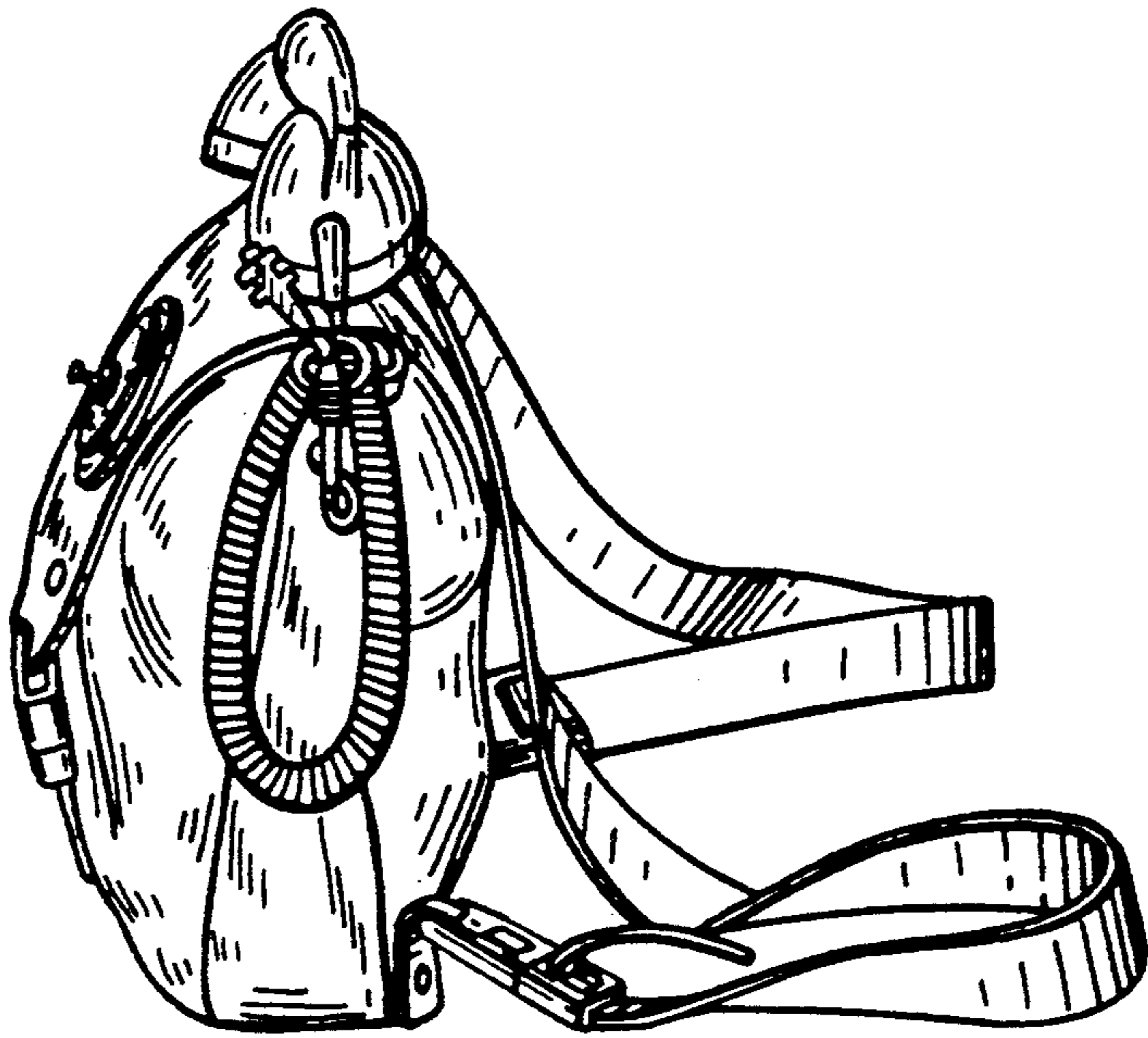
*FIG. 11*



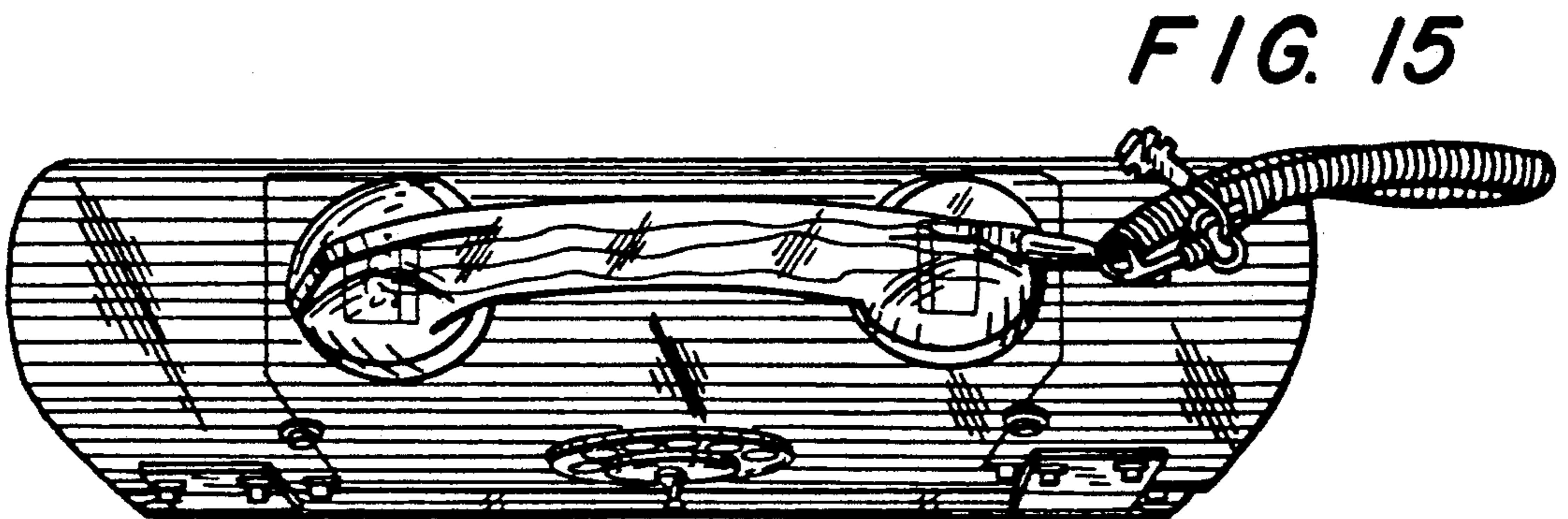
*FIG. 12*



*FIG. 13*



*FIG. 14*



*FIG. 15*