



US00D326354S

United States Patent [19]
Hatfield

[11] **Patent Number: Des. 326,354**
[45] **Date of Patent: ** May 26, 1992**

[54] **SHOE UPPER**

- [75] Inventor: **Tinker L. Hatfield**, Portland, Oreg.
- [73] Assignee: **Nike, Inc.**, Beaverton, Oreg.
- [**] Term: **14 Years**
- [21] Appl. No.: **714,736**
- [22] Filed: **Jun. 13, 1991**
- [52] U.S. Cl. **D2/314; D2/309**
- [58] Field of Search **D2/264, 265, 308-314; 36/45, 83, 84, 89, 102-106, 112-114, 132, 136**

OTHER PUBLICATIONS

Pages 8, 22 and 28 from the Fall 1986 Nike Catalogue.
 Pages 26, 28, 30 and 50 from the Fall 1987 Nike Catalogue.
 Pages 10, 46, and 60 from the Fall 1988 Nike Catalogue.
 Page 40 from the Fall 1989 Nike Catalogue.
 Pages 50 and 68 from the Spring 1989 Nike Catalogue.
 Pages 40 and 50 from the Spring 1990 Nike Catalogue.
 Pages 40 and 60 from the Fall 1990 Nike Catalogue.
 Page 64 from the Fall 1991 Nike Catalogue.
 Pages 14 and 47 from the Spring 1992 Nike Catalogue.

Primary Examiner—Louis S. Zarfes
Attorney, Agent, or Firm—Banner, Birch, McKie & Beckett

[56] **References Cited**

U.S. PATENT DOCUMENTS

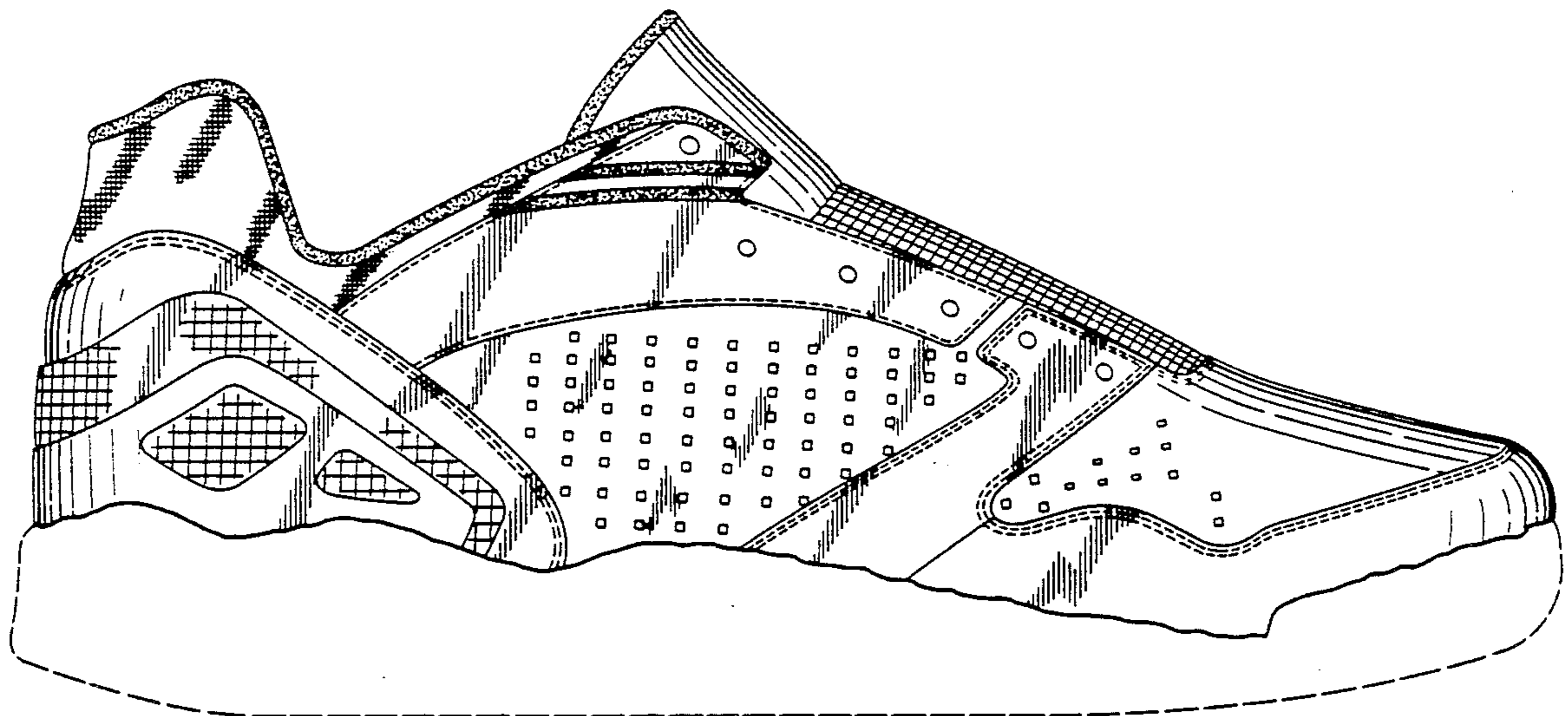
D. 295,578	5/1988	Tong	D2/314
D. 297,183	8/1988	Selbiger .	
D. 297,382	8/1988	Swett .	
D. 299,783	2/1989	Brown et al. .	
D. 299,886	2/1989	Brown et al. .	
D. 306,370	3/1990	Selbiger et al. .	
D. 306,371	3/1990	Feller et al. .	
D. 307,350	4/1990	Brown et al. .	
D. 310,291	9/1990	Selbiger	D2/314
D. 311,268	10/1990	Hatfield	D2/314
D. 315,054	3/1991	Hatfield	D2/314
D. 317,224	6/1991	Lucas	D2/314
D. 317,823	7/1991	Hatfield	D2/314
D. 318,944	8/1991	Lucas	D2/314

[57] **CLAIM**

The ornamental design for a shoe upper, as shown and described.

DESCRIPTION

FIG. 1 is a right side elevational view of a shoe upper showing my new design;
 FIG. 2 is a left side elevational view thereof;
 FIG. 3 is a front elevational view thereof;
 FIG. 4 is a rear elevational view thereof; and,
 FIG. 5 is a top plan view thereof.
 The broken line showing the remaining portion of the shoe bottom in FIGS. 1-4 forms no part of the claimed design.



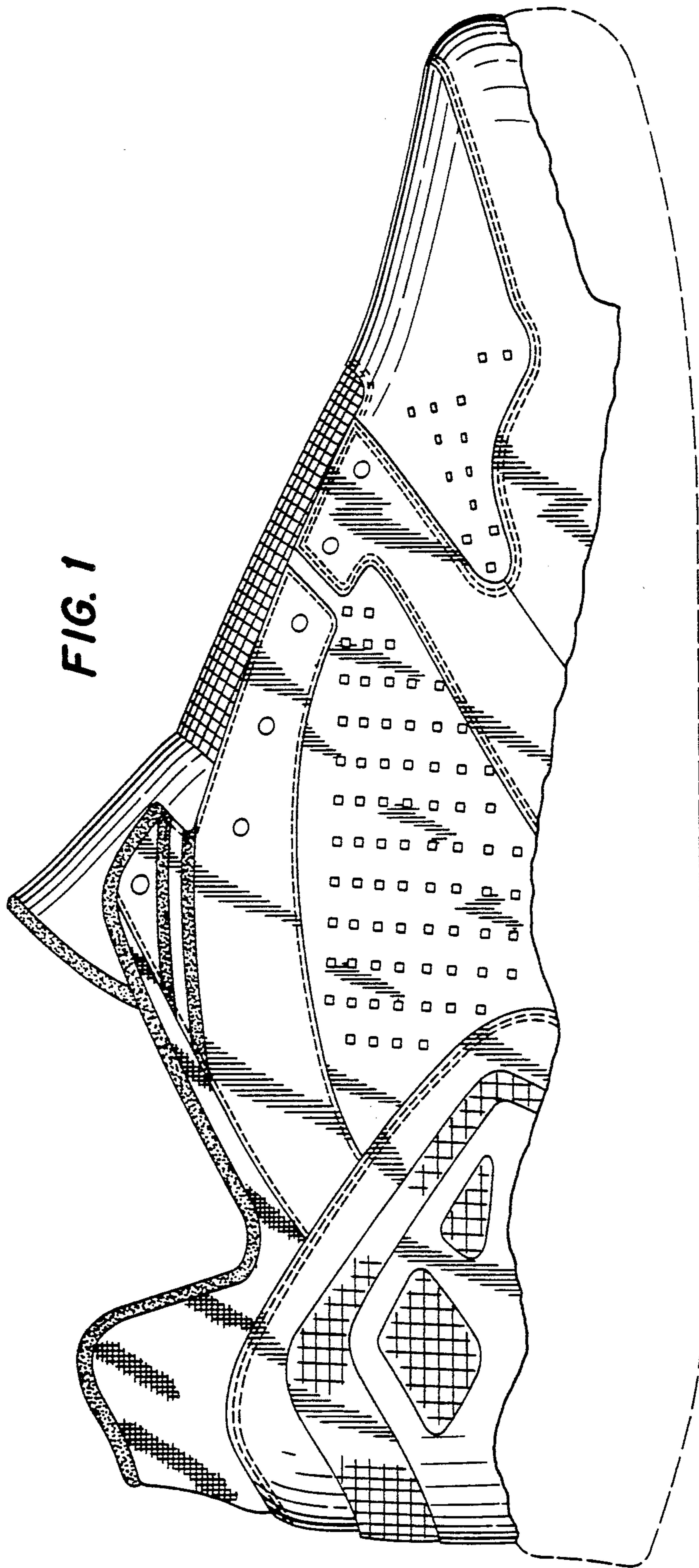


FIG. 1

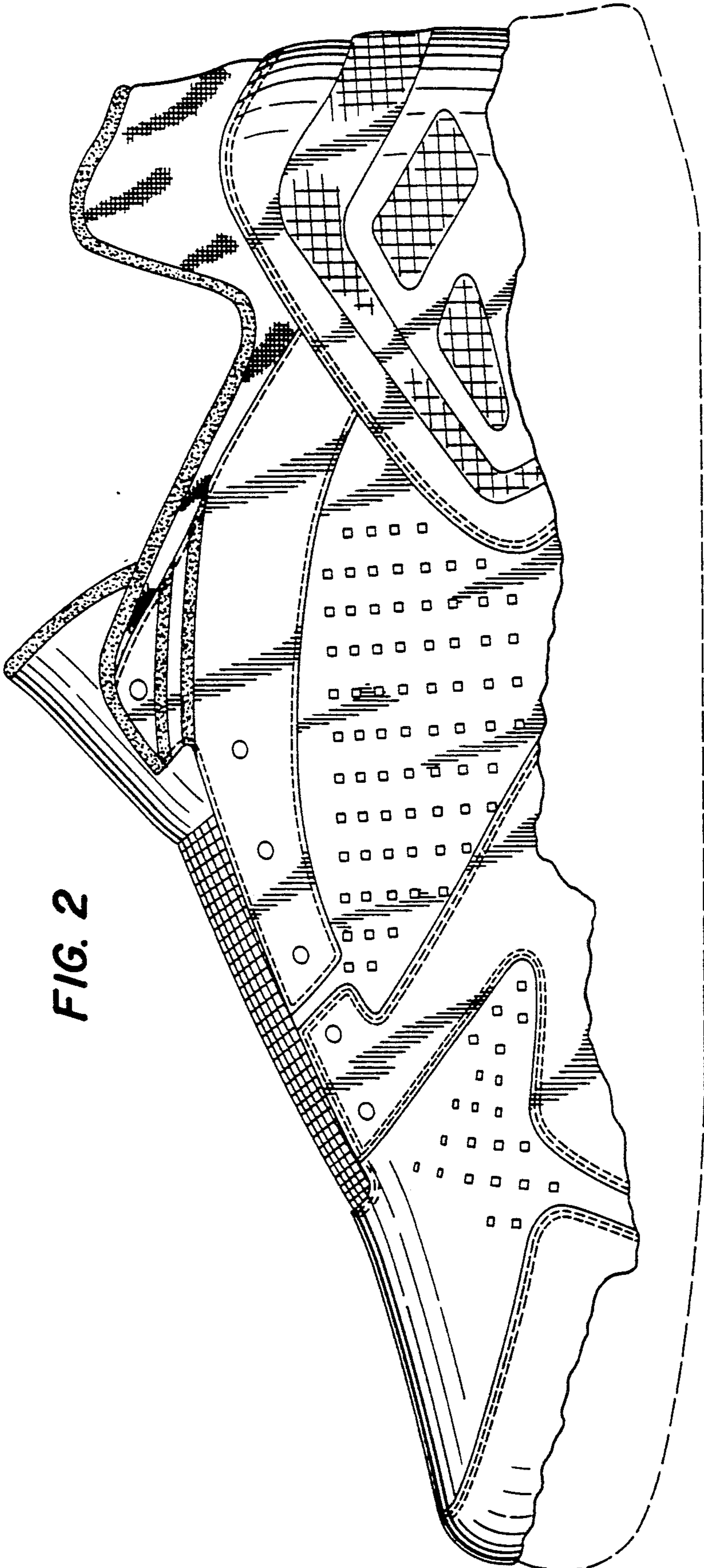


FIG. 2

FIG. 4

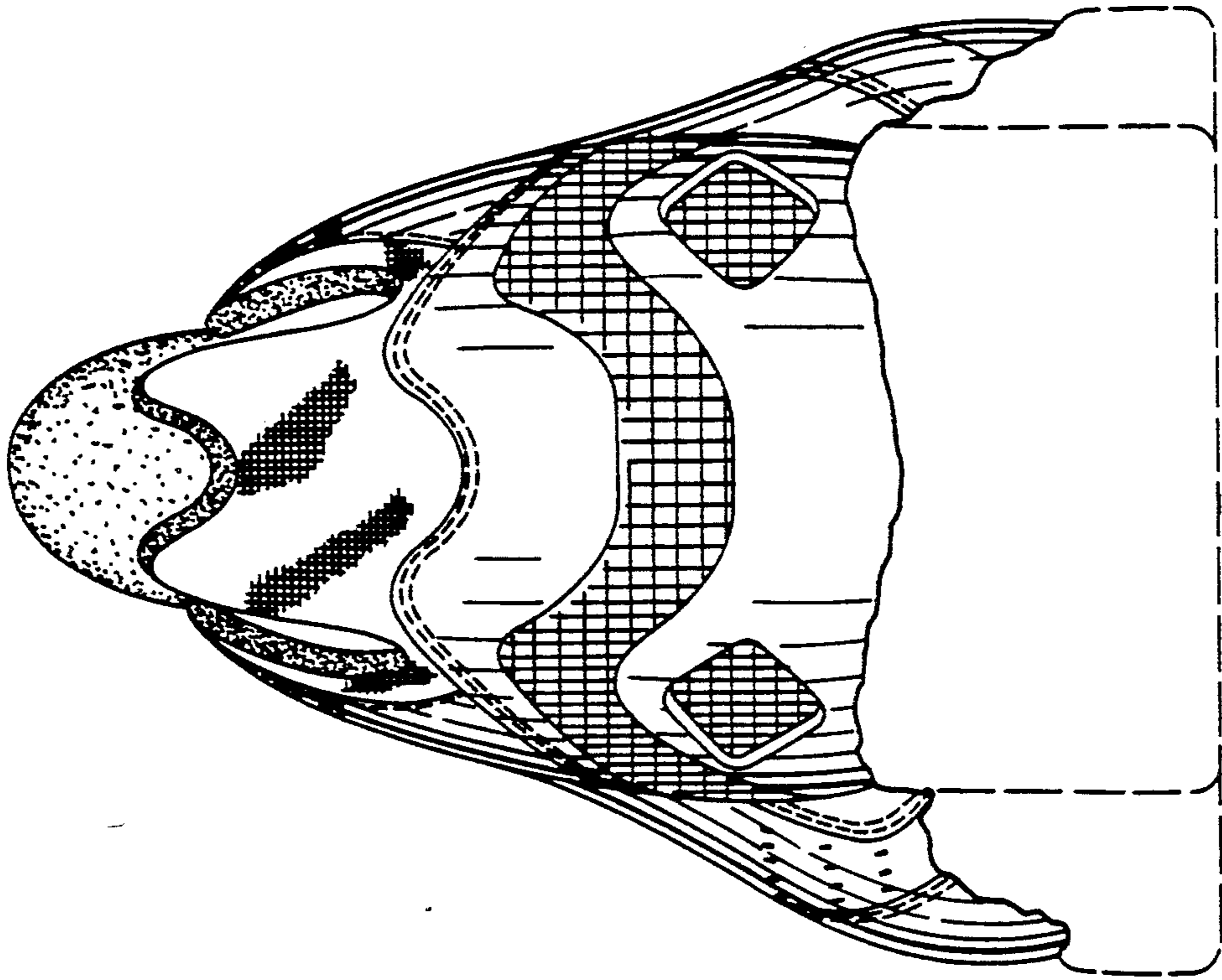


FIG. 3

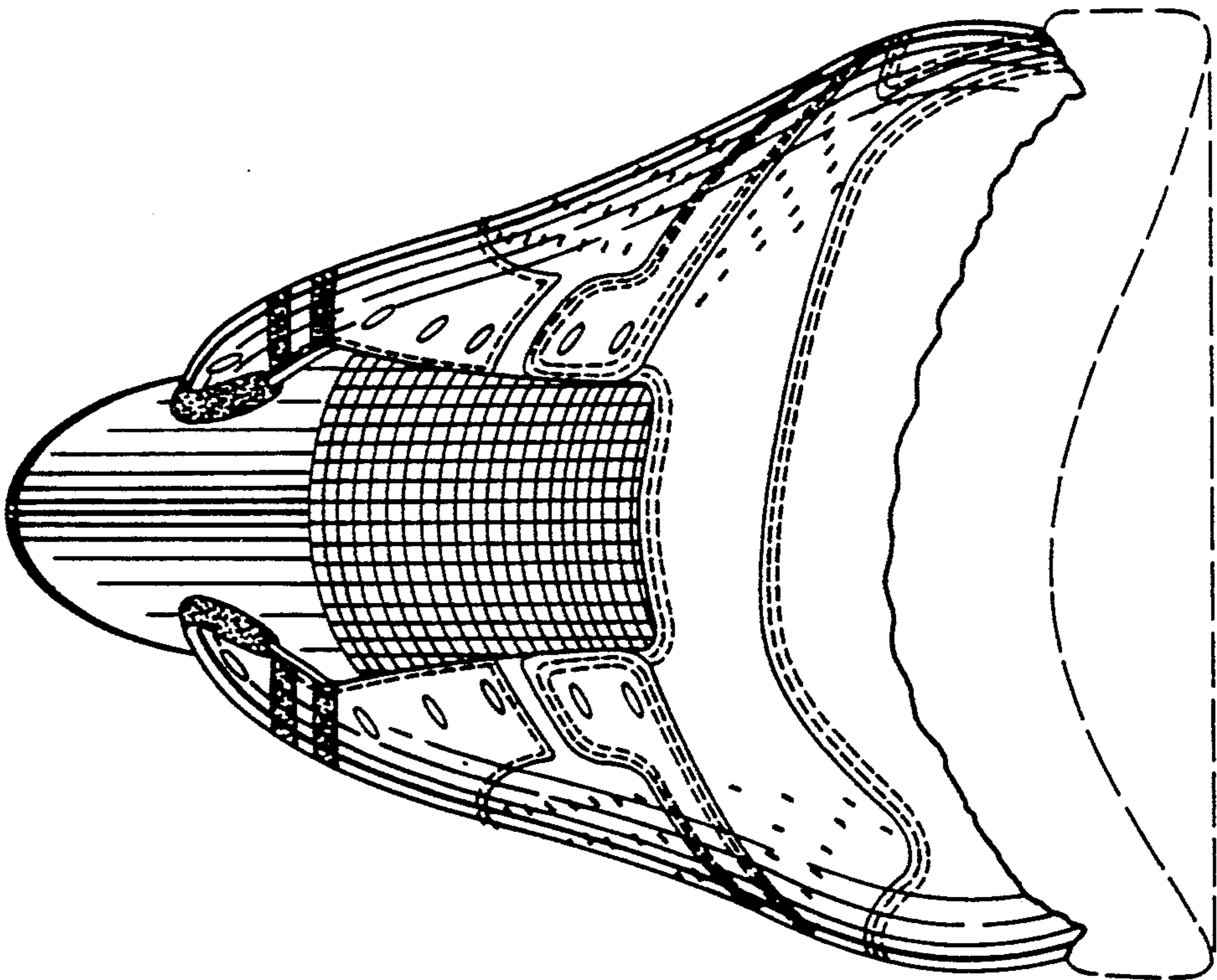


FIG. 5

