



US00D326350S

United States Patent [19]

[11] Patent Number: Des. 326,350

Silverman et al.

[45] Date of Patent: ** May 26, 1992

[54] SHOE

[75] Inventors: Jeffrey Silverman, Scarsdale, N.Y.;
Paula E. Hyde, Westport, Conn.

[73] Assignee: Toddler U Inc., Westport, Conn.

[**] Term: 14 Years

[21] Appl. No.: 428,668

[22] Filed: Oct. 30, 1989

[52] U.S. Cl. D2/278; D2/308;
D2/313

[58] Field of Search D2/264, 265, 278, 287,
D2/308-314; 36/1, 7.3, 45, 50, 83-92, 99-106,
112-116, 132, 136, 11.5

[56] **References Cited**

U.S. PATENT DOCUMENTS

D. 134,665	12/1942	Sandler	D2/287
D. 294,421	3/1988	Le	D2/278
D. 294,653	3/1988	Le	D2/278
2,100,849	2/1938	Engel	36/11.5
4,769,927	9/1988	Liggett et al.	36/114 X

OTHER PUBLICATIONS

Footwear News, Mon. Jul. 29, 1985, p. 115—of Flyers Children's Shoe at bottom right.

Primary Examiner—Louis S. Zarfes
Attorney, Agent, or Firm—Lerner, David, Littenberg, Krumholz & Mentlik

[57] **CLAIM**

The ornamental design for a shoe, as shown and described.

DESCRIPTION

FIG. 1 is a perspective view of a shoe showing our new design;
 FIG. 2 is a top plan view of the shoe shown in FIG. 1;
 FIG. 3 is a left side elevational view of the shoe shown in FIG. 1;
 FIG. 4 is a right side elevational view of the shoe shown in FIG. 1;
 FIG. 5 is a front elevational view; and
 FIG. 6 is a rear elevational view of the shoe shown in FIG. 1;
 FIG. 7 is a bottom plan view of the shoe shown in FIG. 1;
 FIG. 8 is a perspective view of the shoe shown in FIG. 1 with the shoe laces removed; and,
 FIG. 9 is a perspective view of the shoe shown in FIG. 1, with the loop on the upper surface of the tongue disposed substantially beneath the laces.






FIG. 1

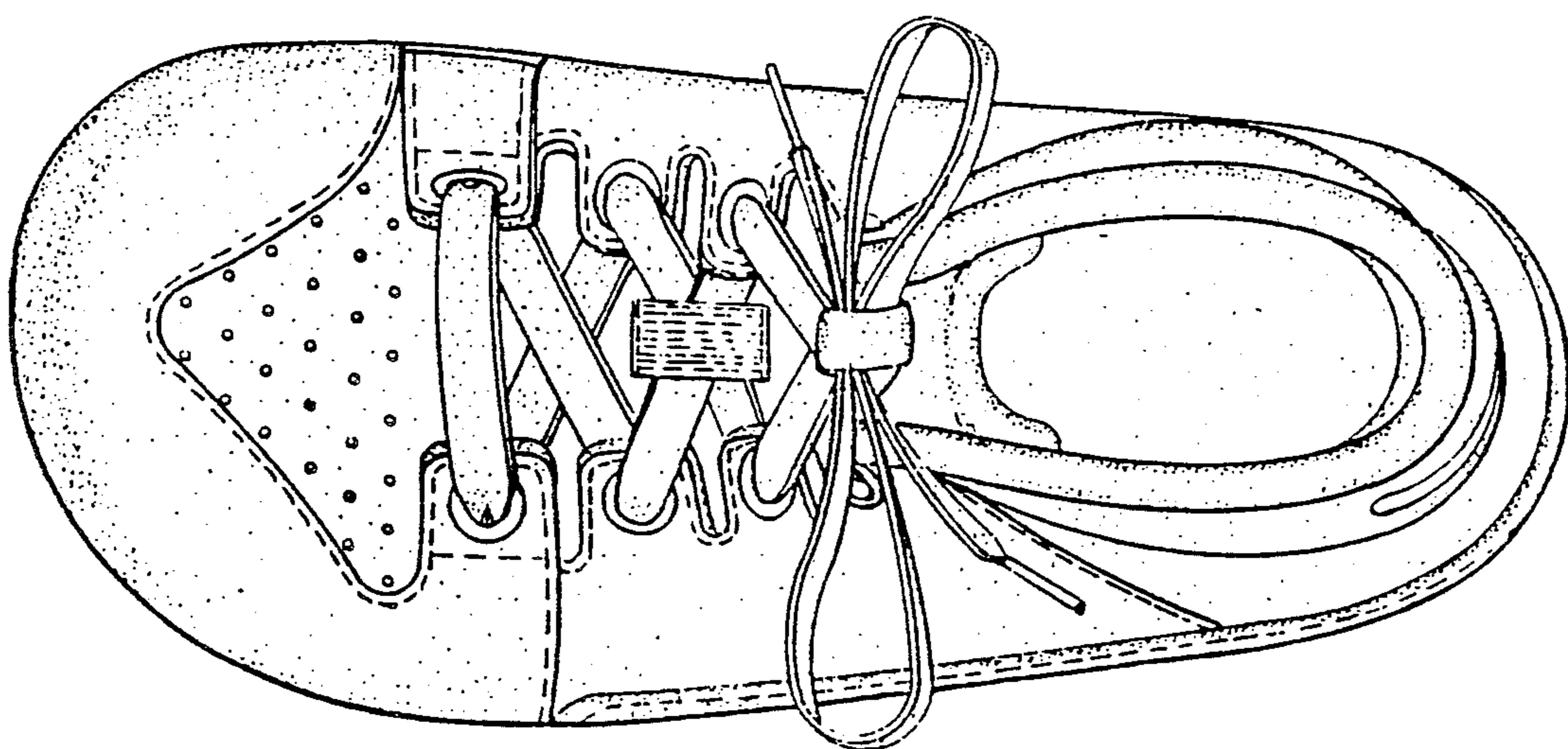


FIG. 2




FIG. 3




FIG. 4

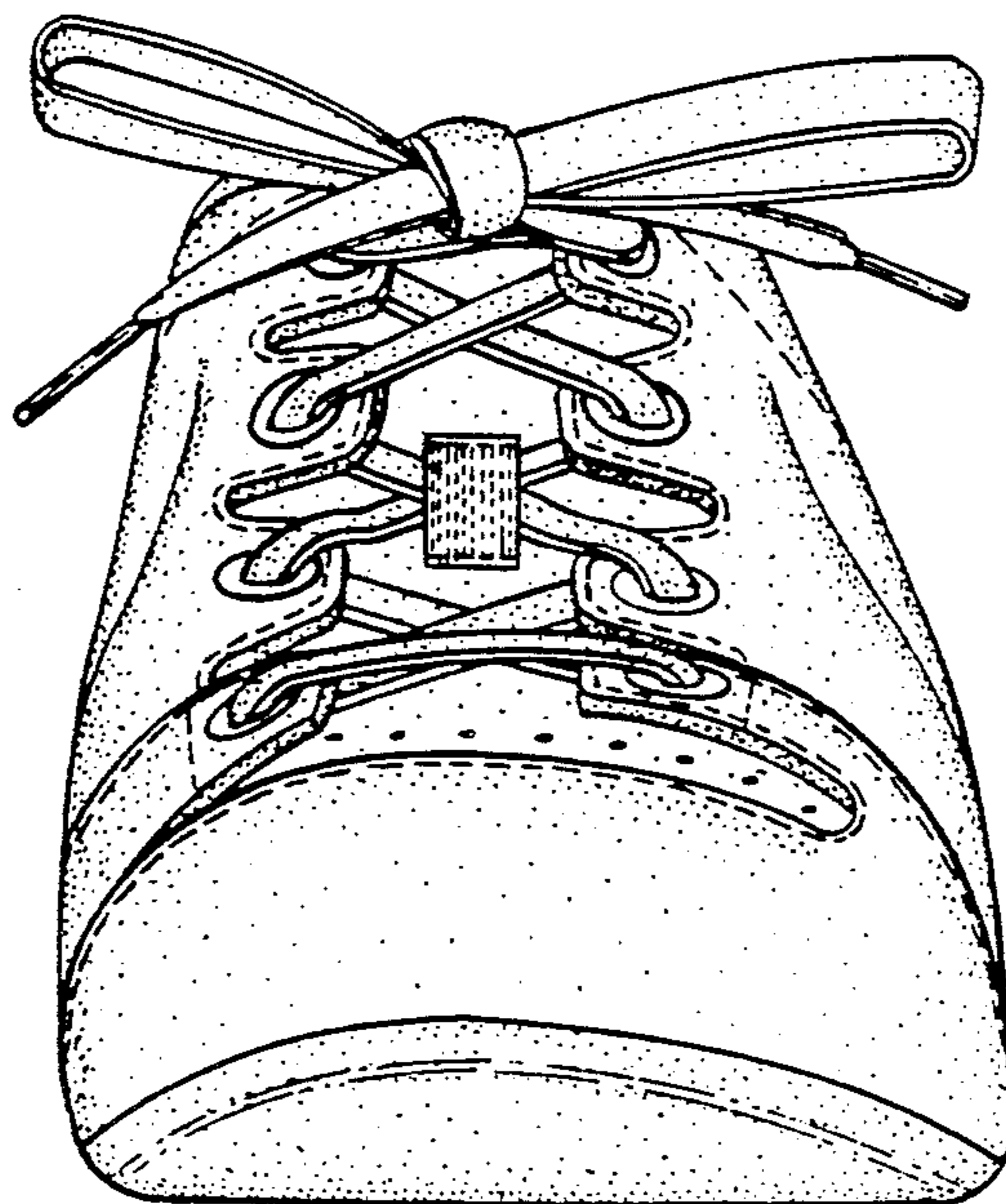


FIG. 5

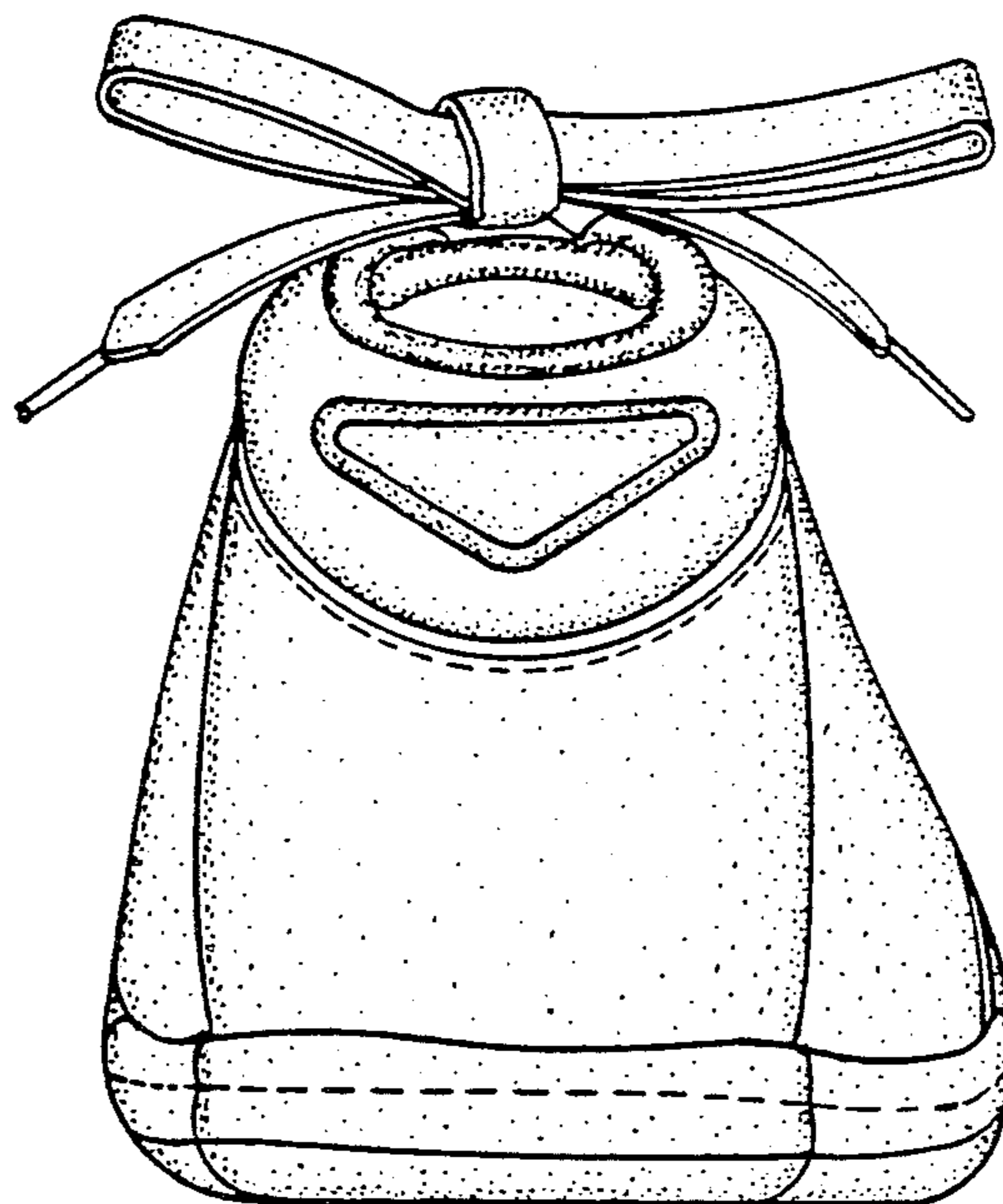


FIG. 6

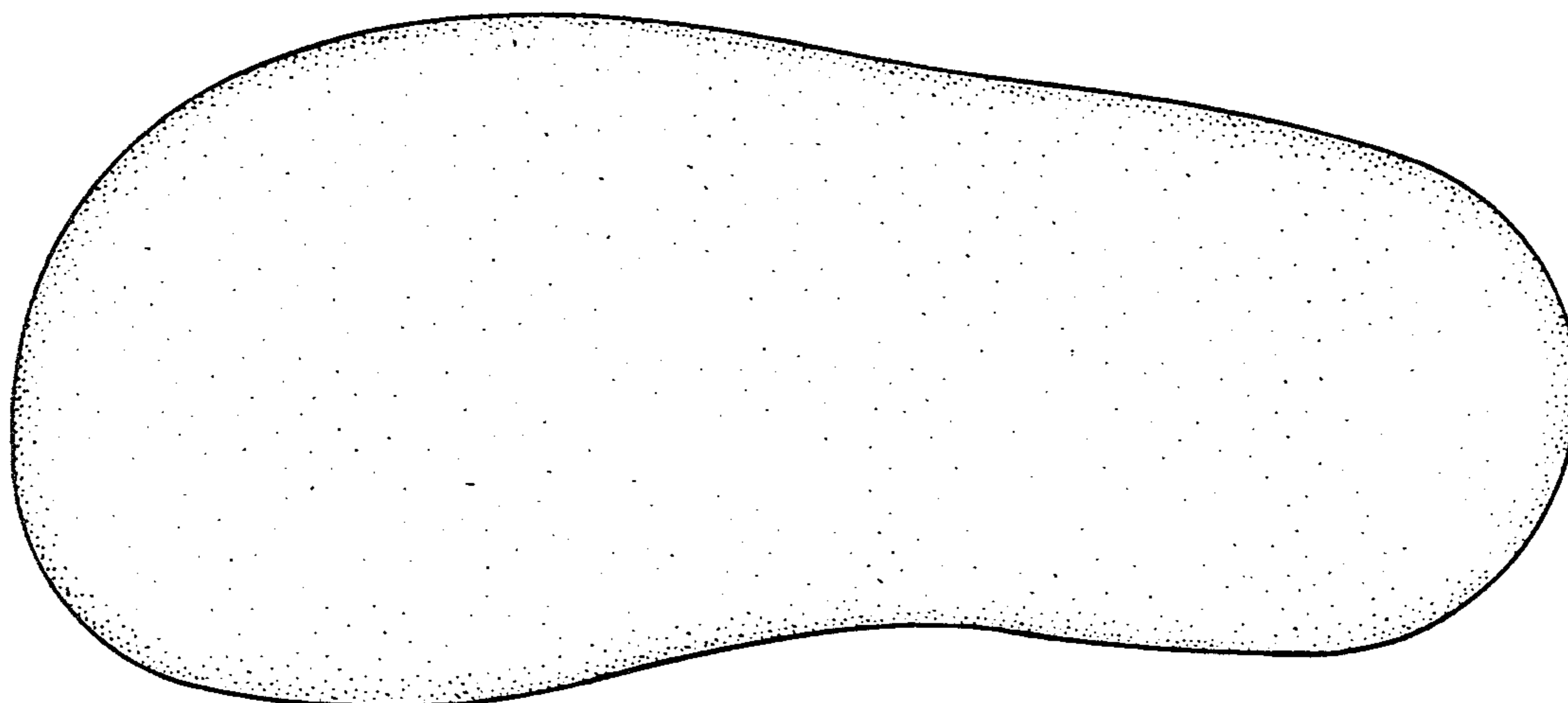


FIG. 7



FIG. 8




FIG. 9