



US00D326330S

United States Patent [19]

[11] Patent Number: **Des. 326,330**

Klein, deceased

[45] Date of Patent: **** May 19, 1992**

[54] SHINGLE

[75] Inventor: **John R. Klein, deceased**, late of Malvern, Pa., by Helen Klein, executrix

[73] Assignee: **CertainTeed Corporation**, Valley Forge, Pa.

[**] Term: **14 Years**

[21] Appl. No.: **174,021**

[22] Filed: **Mar. 28, 1988**

[52] U.S. Cl. **D25/139**

[58] Field of Search **D25/138, 139, 140, 141, D25/142, 143; 52/518, 519, 521, 523, 553, 554, 557, 558, 559, 535, 314**

1,958,560	5/1934	Beckman .
2,006,270	6/1935	Harshberger .
2,013,352	9/1935	Levin .
2,045,423	6/1936	Topping .
2,096,968	10/1937	Johnson .
2,099,131	11/1937	Miller D25/139
2,150,004	3/1939	MacDonald .
2,161,440	8/1939	Venrick .
2,196,847	4/1940	Austin .
2,199,760	5/1940	Schuetz .
2,205,679	6/1940	Ames, Jr. .
3,613,328	10/1971	Morgan, Jr. et al. .
3,624,975	12/1971	Morgan et al. .
3,921,358	11/1975	Bettoli .
4,274,243	6/1981	Corbin et al. .
4,382,435	5/1983	Edwards .

Primary Examiner—A. Hugo Word
Assistant Examiner—Doris Clark
Attorney, Agent, or Firm—Paul & Paul

[56] **References Cited**

U.S. PATENT DOCUMENTS


- D. 52,538 10/1918 Lords .
- D. 143,400 1/1946 Coburn .
- D. 143,401 1/1946 Coburn .
- D. 143,402 1/1946 Coburn .
- D. 243,695 3/1977 Roux .
- D. 247,786 4/1978 Flood .
- 1,126,114 1/1915 Spiegle .
- 1,208,595 12/1916 McKay .
- 1,295,360 2/1919 Overbury .
- 1,345,627 7/1920 Overbury .
- 1,499,308 10/1921 Rahr .
- 1,659,808 1/1923 Caton .
- 1,748,981 8/1924 Harris .
- 1,805,292 5/1931 Mosher D25/139
- 1,860,180 1/1930 Horne .
- 1,873,944 10/1931 Black .

[57] **CLAIM**

The ornamental design for a shingle, as shown and described.

DESCRIPTION

FIG. 1 is a front elevational view of a shingle showing my new design;
FIG. 2 is an end elevational view thereof;
FIG. 3 is a front elevational view of a shingle of a second embodiment showing my new design;
FIG. 4 is an end elevational view thereof;
FIG. 5 is a front elevational view of a shingle of a third embodiment showing my new design; and,
FIG. 6 is an end elevational view thereof.
The rear of the shingle is plain and unornamented.



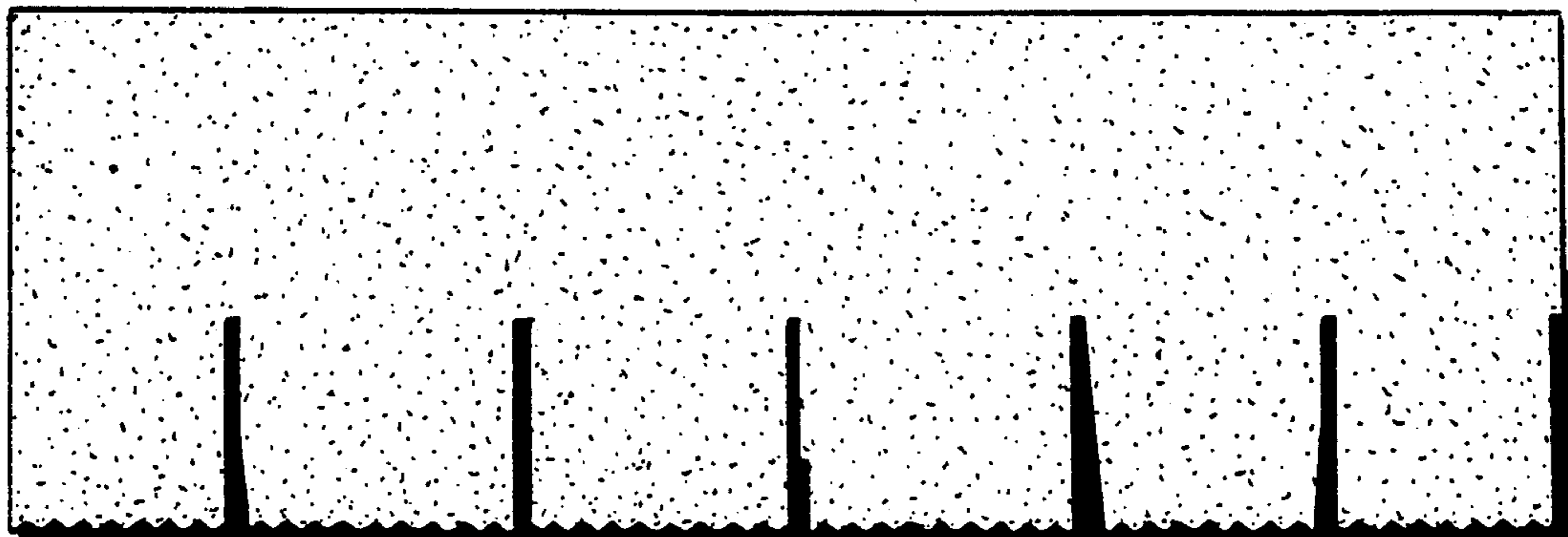


Fig. 1



Fig. 2




Fig. 3



Fig. 4




Fig. 5



Fig. 6