



US00D326326S

# United States Patent [19]

[11] Patent Number: **Des. 326,326**

**Kochsiek**

[45] Date of Patent: **\*\* May 19, 1992**

[54] **EXAMINATION TABLE**

[76] Inventor: **Ann M. Kochsiek**, 1624 Brooks Ave.,  
Maplewood, Minn. 55109

[\*\*] Term: **14 Years**

[21] Appl. No.: **482,672**

[22] Filed: **Feb. 20, 1990**

[52] U.S. Cl. .... **D24/183**

[58] Field of Search ..... **D24/188, 183; 269/322,  
269/323, 325; 5/66, 67, 68**

[56] **References Cited**

**U.S. PATENT DOCUMENTS**

- D. 245,287 8/1977 Damico et al. .... D24/183
- D. 261,549 10/1981 Patterson ..... D24/183
- D. 289,921 5/1987 Migliore ..... D24/183
- D. 301,925 6/1989 Simpkins ..... D24/183

- 2,926,256 2/1960 Rankin ..... D24/159 X
- 3,334,952 8/1967 Douglas, Jr. et al. .... D24/183 X


*Primary Examiner*—Stella Reid  
*Attorney, Agent, or Firm*—Haugen and Nikolai

[57] **CLAIM**

The ornamental design for an examination table, as shown and described.

**DESCRIPTION**

FIG. 1 is a left side elevational view of an examination table, showing my new design;  
FIG. 2 is a right side elevational view thereof;  
FIG. 3 is a front elevational view thereof;  
FIG. 4 is a rear elevational view thereof; and,  
FIG. 5 is a top plan view thereof.  
The bottom of the article is substantially plain and unornamented.






Fig. 3

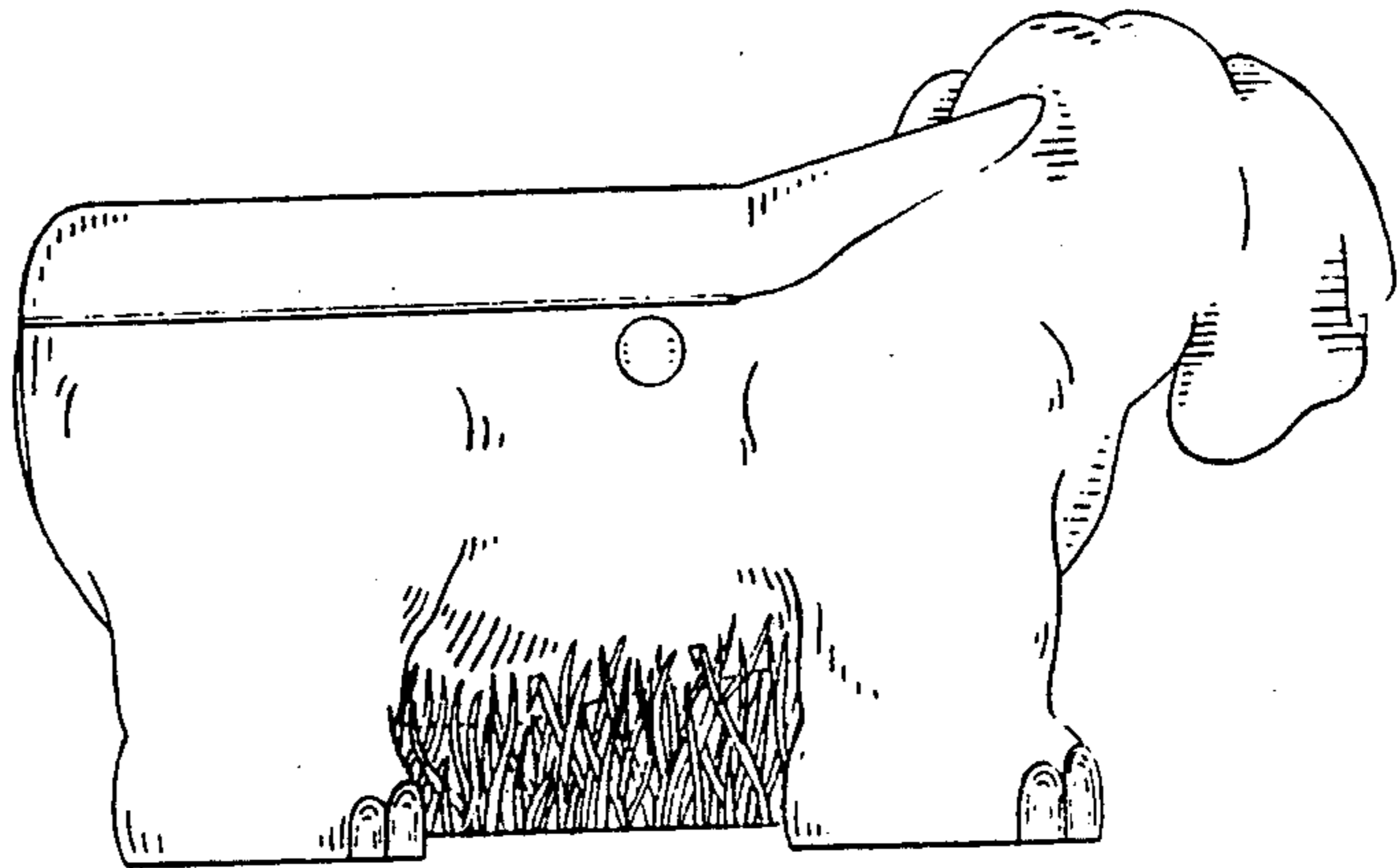


Fig. 2

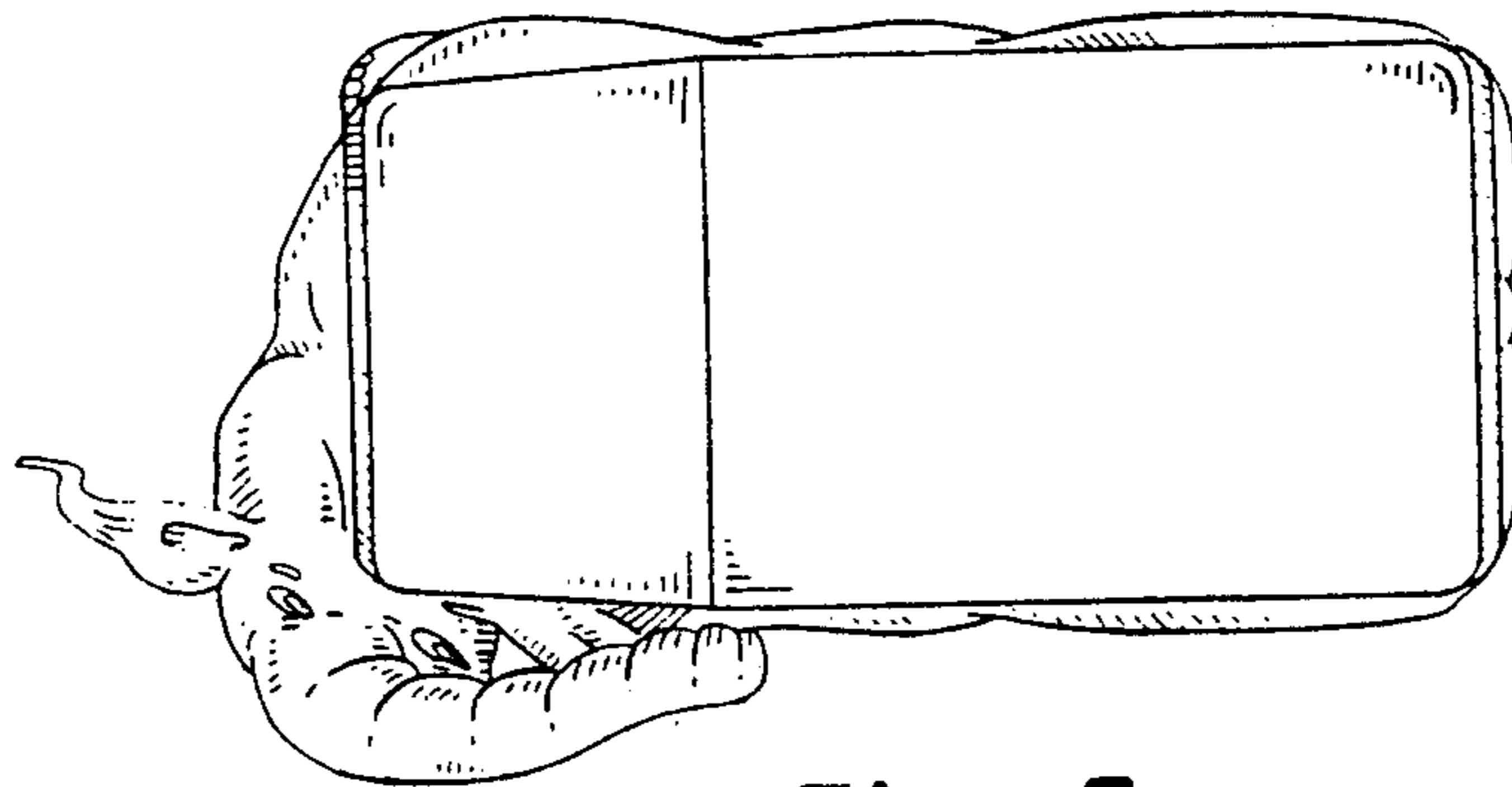


Fig. 5




Fig. 1

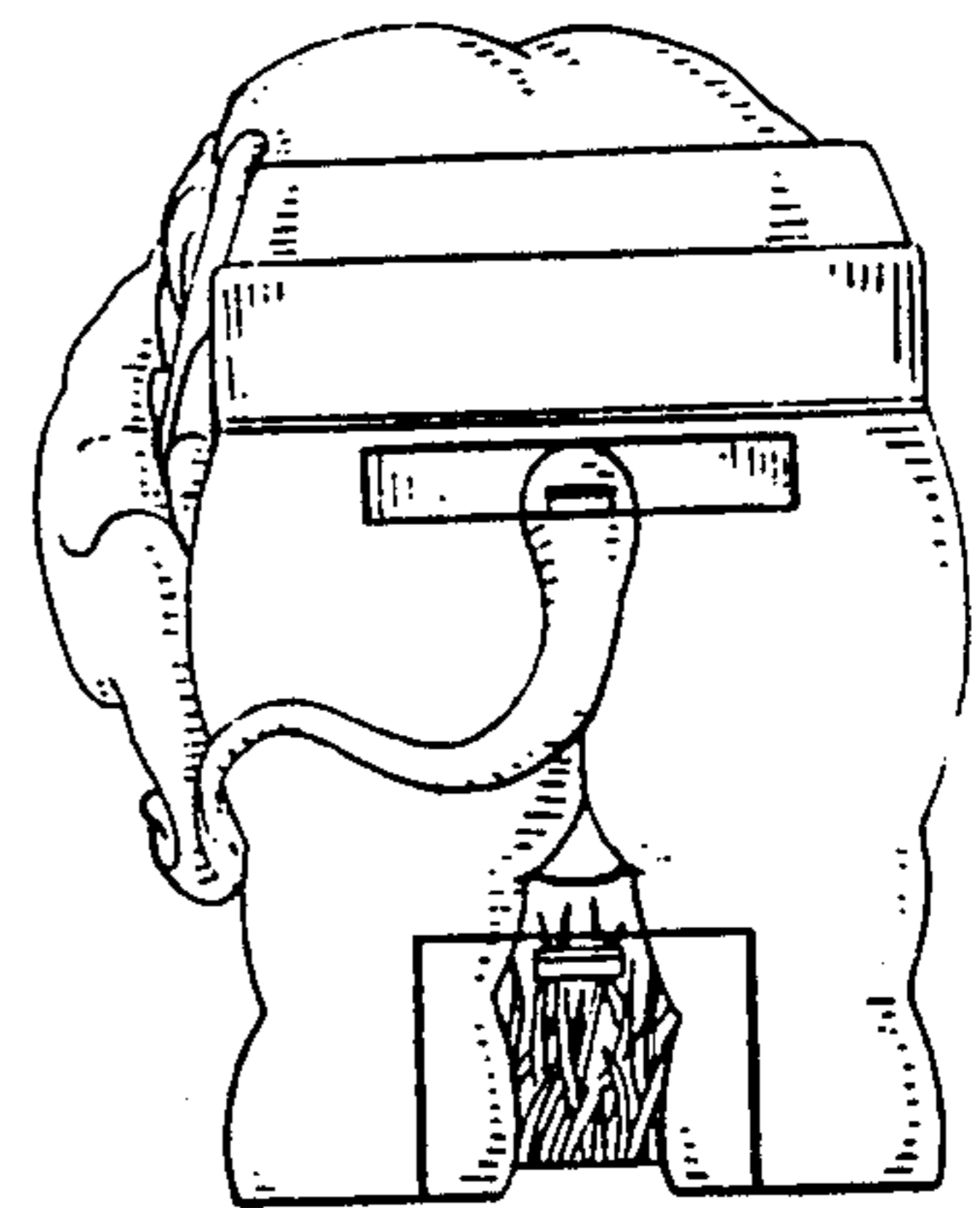


Fig. 4