



US00D326323S

United States Patent [19]

[11] Patent Number: **Des. 326,323**

Hunt et al.

[45] Date of Patent: **** May 19, 1992**

[54] **CARTRIDGE FOR A SKIN STAPLER**

[75] Inventors: **John V. Hunt**, Milford, Ohio;
Michael A. Murray, Bellevue, Ky.

[73] Assignee: **Ethicon, Inc.**, Somerville, N.J.

[**] Term: **14 Years**

[21] Appl. No.: **413,887**

[22] Filed: **Sep. 28, 1989**

[52] U.S. Cl. **D24/145**

[58] Field of Search **D24/145; 227/19, 175,
227/176, 177**

[56] **References Cited**

U.S. PATENT DOCUMENTS

D. 278,656	4/1985	Green et al.	D24/145
D. 282,400	1/1986	Guy et al.	D24/145
4,204,623	5/1980	Green	227/19
4,349,028	9/1982	Green	227/19
4,648,542	3/1989	Fox et al.	227/19
4,662,555	5/1987	Thornton	227/19
4,669,647	6/1987	Horace	229/19

FOREIGN PATENT DOCUMENTS

81/01953	7/1981	World Int. Prop. O.	227/176
----------	--------	--------------------------	---------

OTHER PUBLICATIONS

Auto Suture® Skin & Fascia brochure Sep. 1974, Staple in upper right hand box of first (cover) page. Information Booklet WECK 360 LK Skin Stapler ©1985.

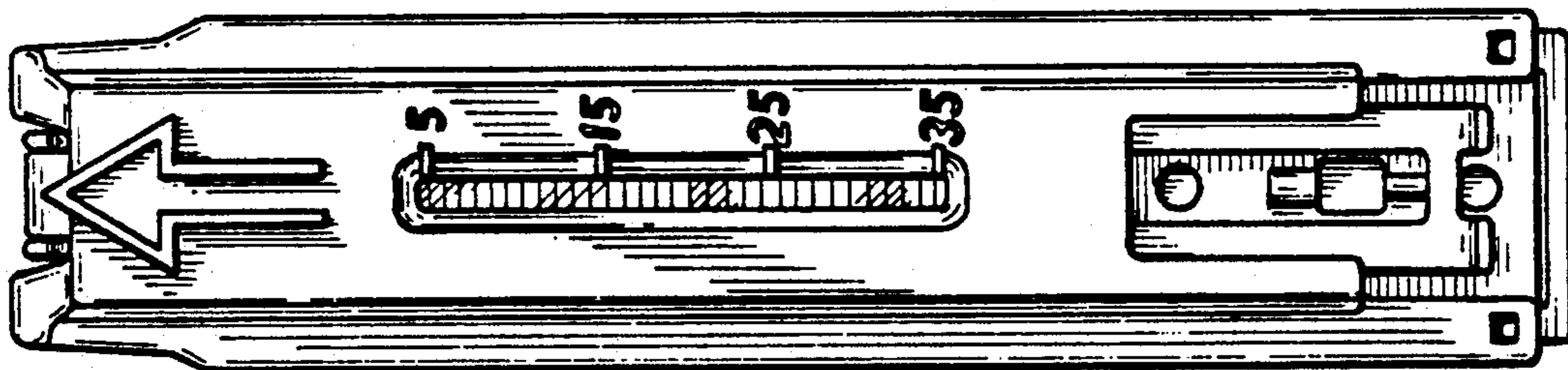
Primary Examiner—A. Hugo Word
Assistant Examiner—Celia A. Murphy
Attorney, Agent, or Firm—Paul A. Coletti

[57] **CLAIM**

The ornamental design for a cartridge for a skin stapler cartridge, as shown and described.

DESCRIPTION

FIG. 1 is a perspective view of a cartridge for a skin stapler showing our new design, the broken line showing of a skin stapler being for illustrative purposes only, and forming no part of the claimed design; FIG. 2 is a top plan view thereof; FIG. 3 is a front elevational view thereof; FIG. 4 is a right side elevational view thereof, the left side being a mirror image; FIG. 5 is a rear elevational view thereof; and, FIG. 6 is a bottom plan view thereof.



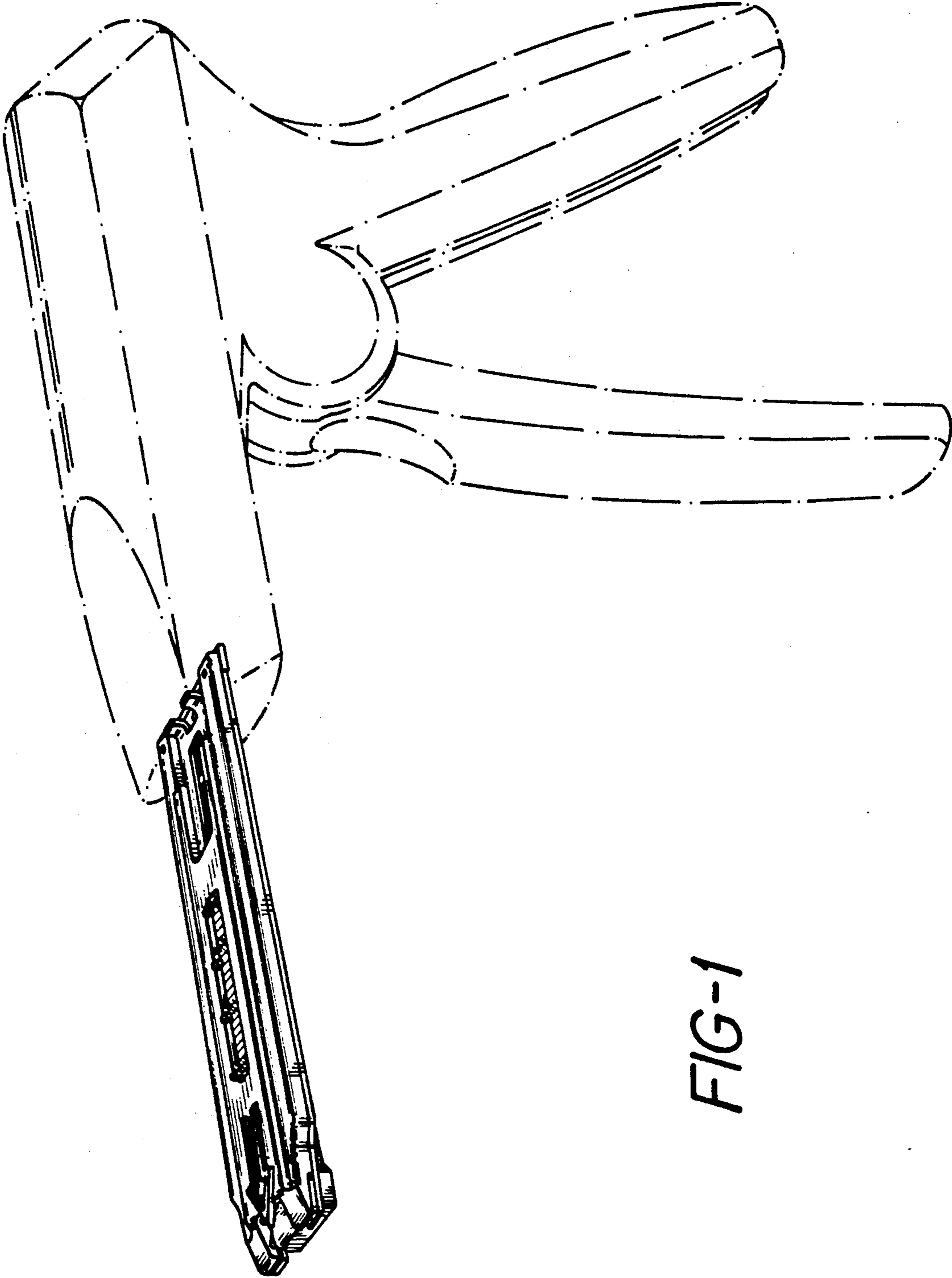


FIG-1

FIG-2

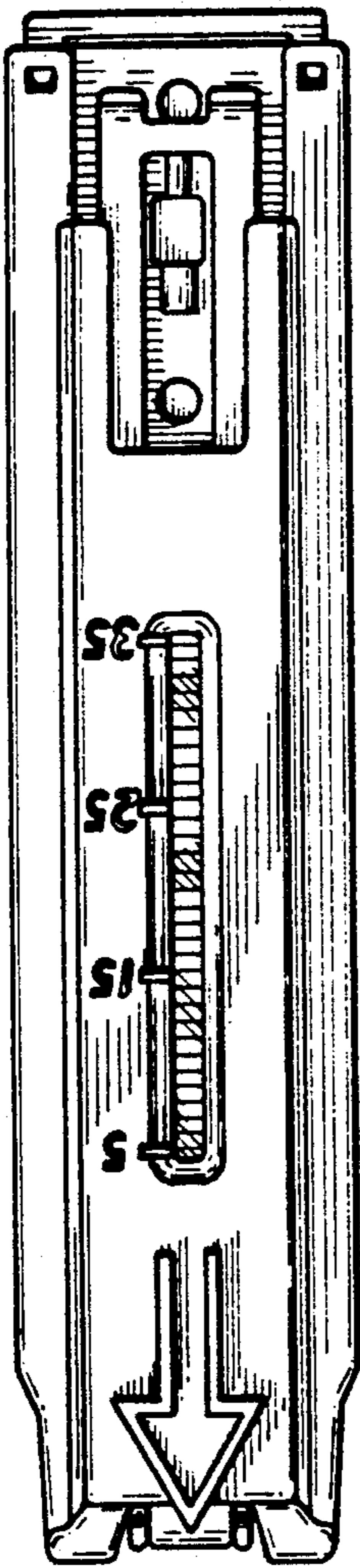


FIG-4



FIG-3




FIG-5

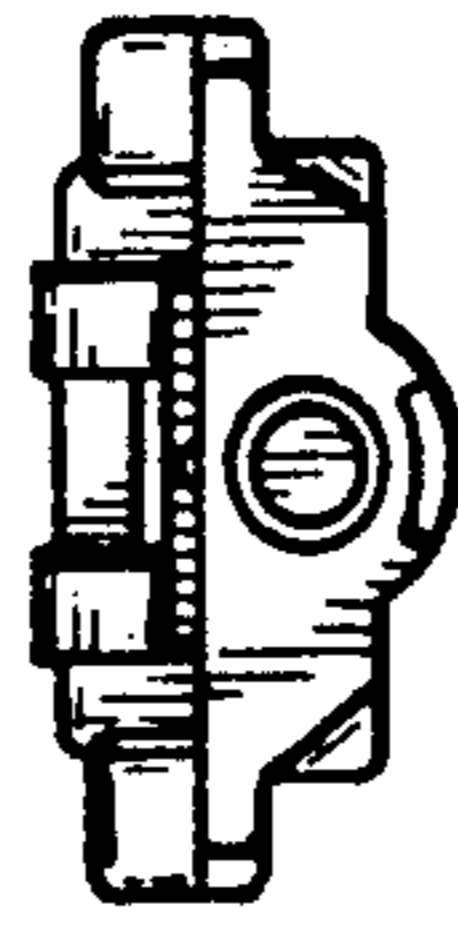


FIG-6

