



US00D326312S

United States Patent [19]

[11] Patent Number: **Des. 326,312**

Frankel

[45] Date of Patent: **** May 19, 1992**

[54] **COMBINATION SPOUT COVER AND LIQUID SOAP DISPENSER**

D. 236,298	8/1975	Baca	D6/539
D. 282,563	2/1986	Beane	D23/256
D. 298,161	10/1988	Garcia	D23/241
1,893,972	1/1933	Whitman	239/211 X
4,353,139	10/1982	Wainwright	D23/256 X

[75] Inventor: **Gail B. Frankel, Dallas, Tex.**

[73] Assignee: **Kel-Gar, Inc., Dallas, Tex.**

[*] Notice: The portion of the term of this patent subsequent to May 19, 2006 has been disclaimed.

Primary Examiner—James R. Largen
Attorney, Agent, or Firm—Konneker & Bush

[**] Term: **14 Years**

[57] CLAIM

The ornamental design for a combination spout cover and liquid soap dispenser, as shown and described.

[21] Appl. No.: **405,006**

DESCRIPTION

[22] Filed: **Sep. 8, 1989**

[52] U.S. Cl. **D23/256**

[58] Field of Search D23/215, 222, 255-257;
D21/162; D6/539; 4/661, DIG. 18; 239/211,
602


FIG. 1 is a perspective view taken from the top, front and left side of a combination spout cover and liquid soap dispenser showing my new design; FIG. 2 is a front elevational view thereof; FIG. 3 is a right side elevational view thereof, the left side being a mirror image of the right side; FIG. 4 is a rear elevational view thereof; FIG. 5 is a top plan view thereof; FIG. 6 is a bottom plan view thereof; and, FIG. 7 is a cross-sectional view taken on line 7—7 of FIG. 5.

The broken line representations of a spout and liquid soap in FIG. 7 are for the purpose of illustration only and form no part of the claimed design.

[56] References Cited

U.S. PATENT DOCUMENTS

D. 155,252	9/1949	Wolf	D21/162
D. 163,527	6/1951	Lewandowski	D23/215
D. 173,979	2/1955	Crenshaw	D23/222
D. 184,302	1/1959	Cooper	D21/162
D. 207,941	6/1967	Laguera	D23/256
D. 216,883	3/1970	Katzman	D23/215






FIG. 1

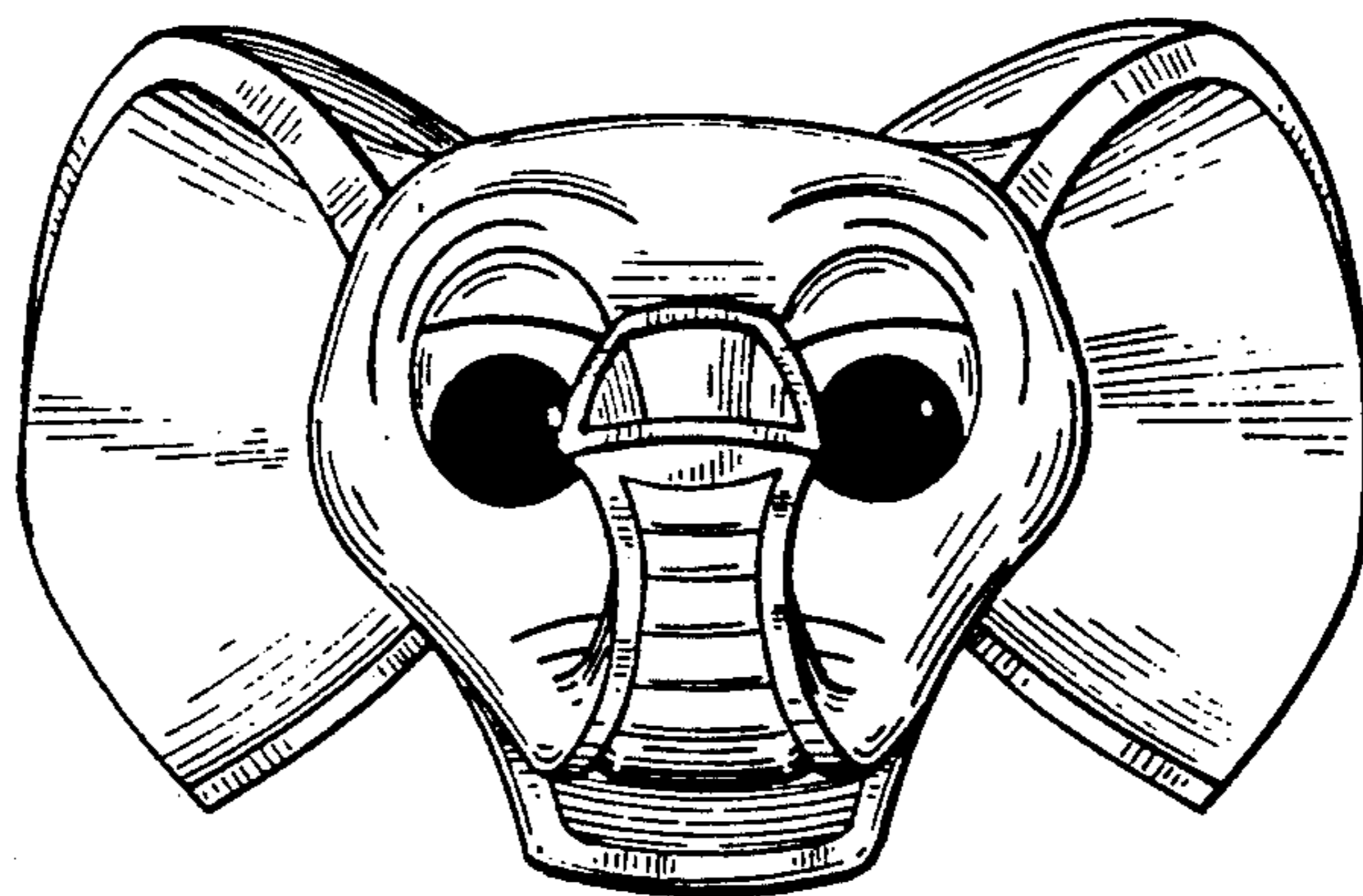


FIG. 2

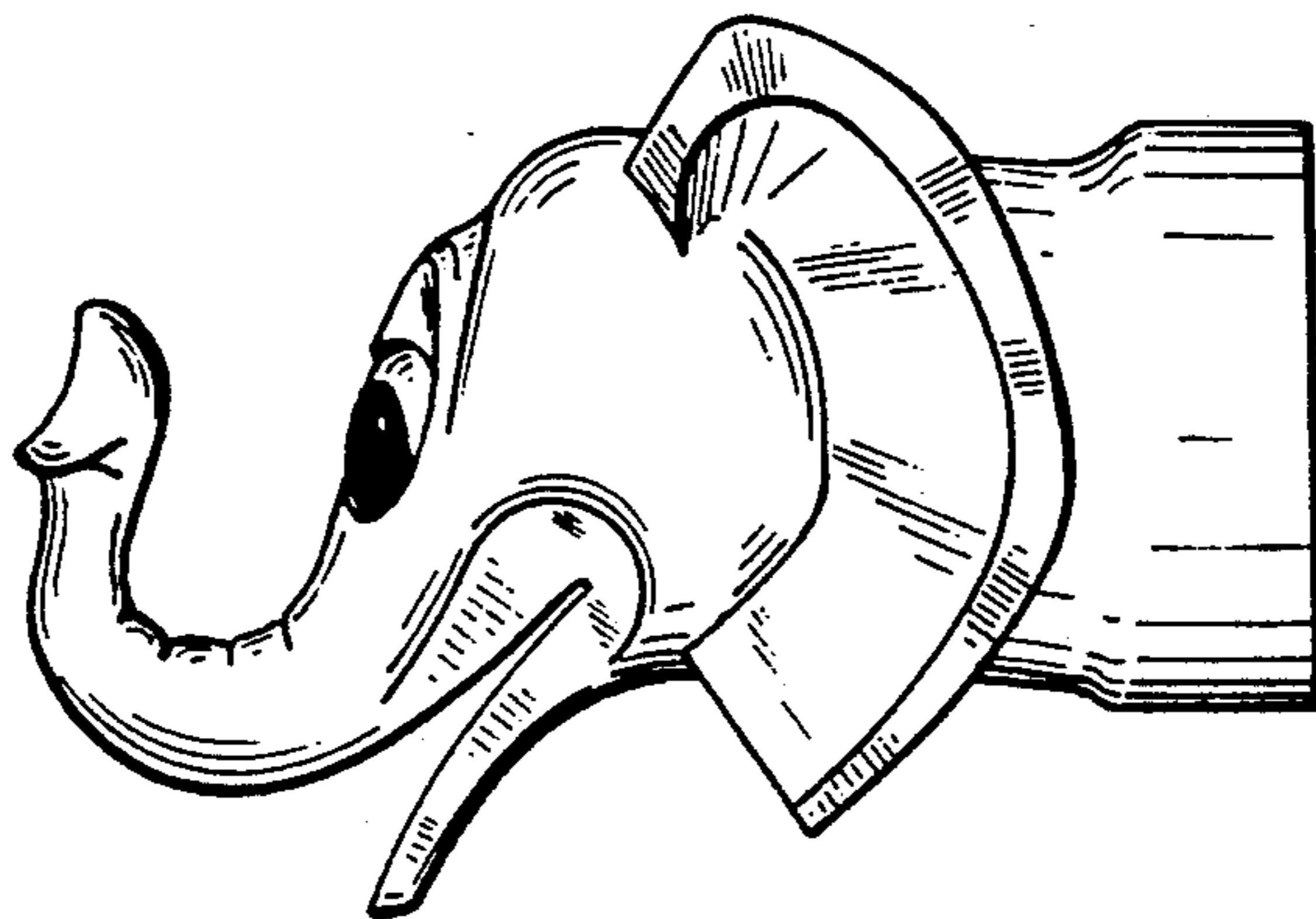


FIG. 3

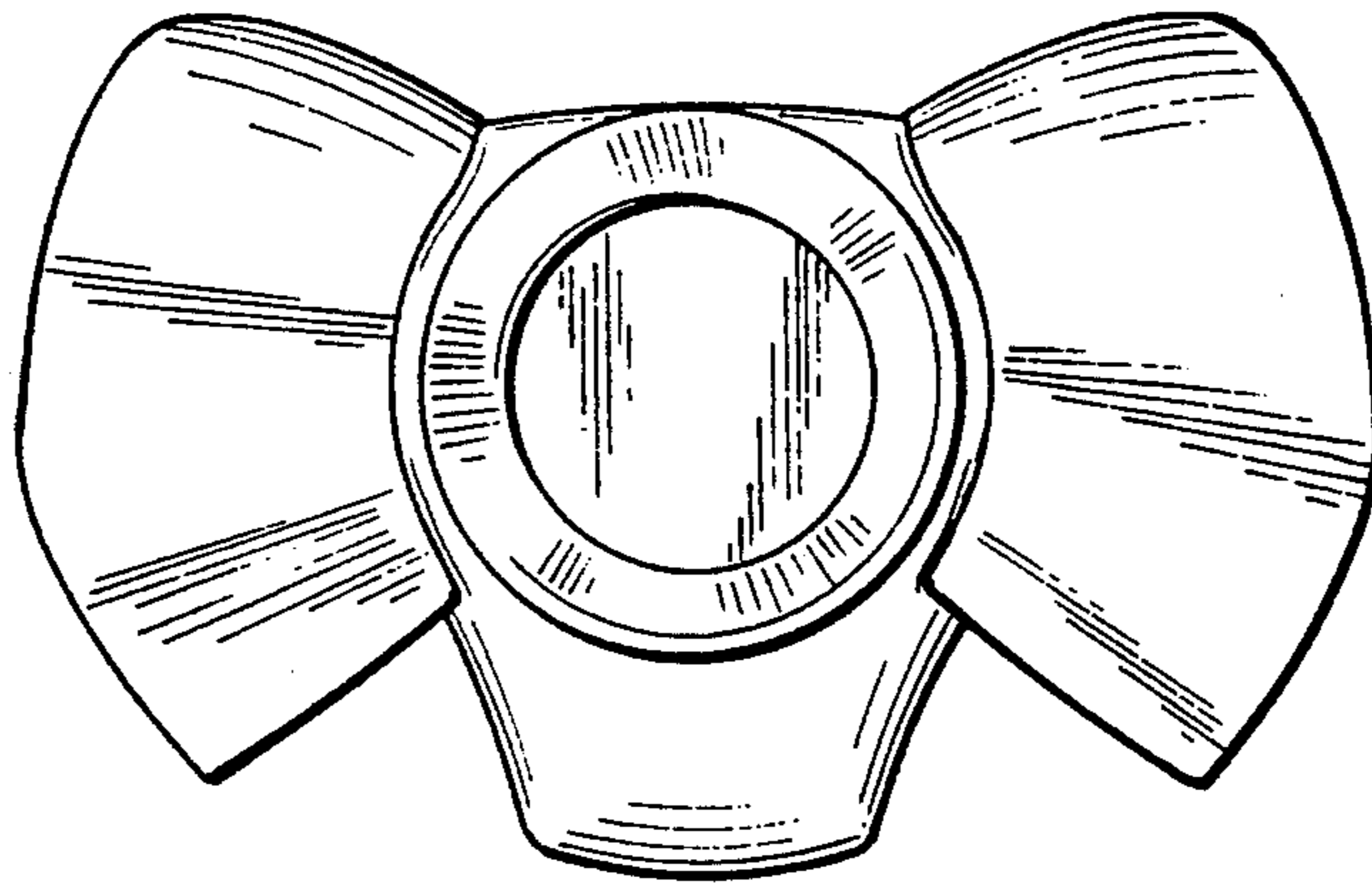


FIG. 4

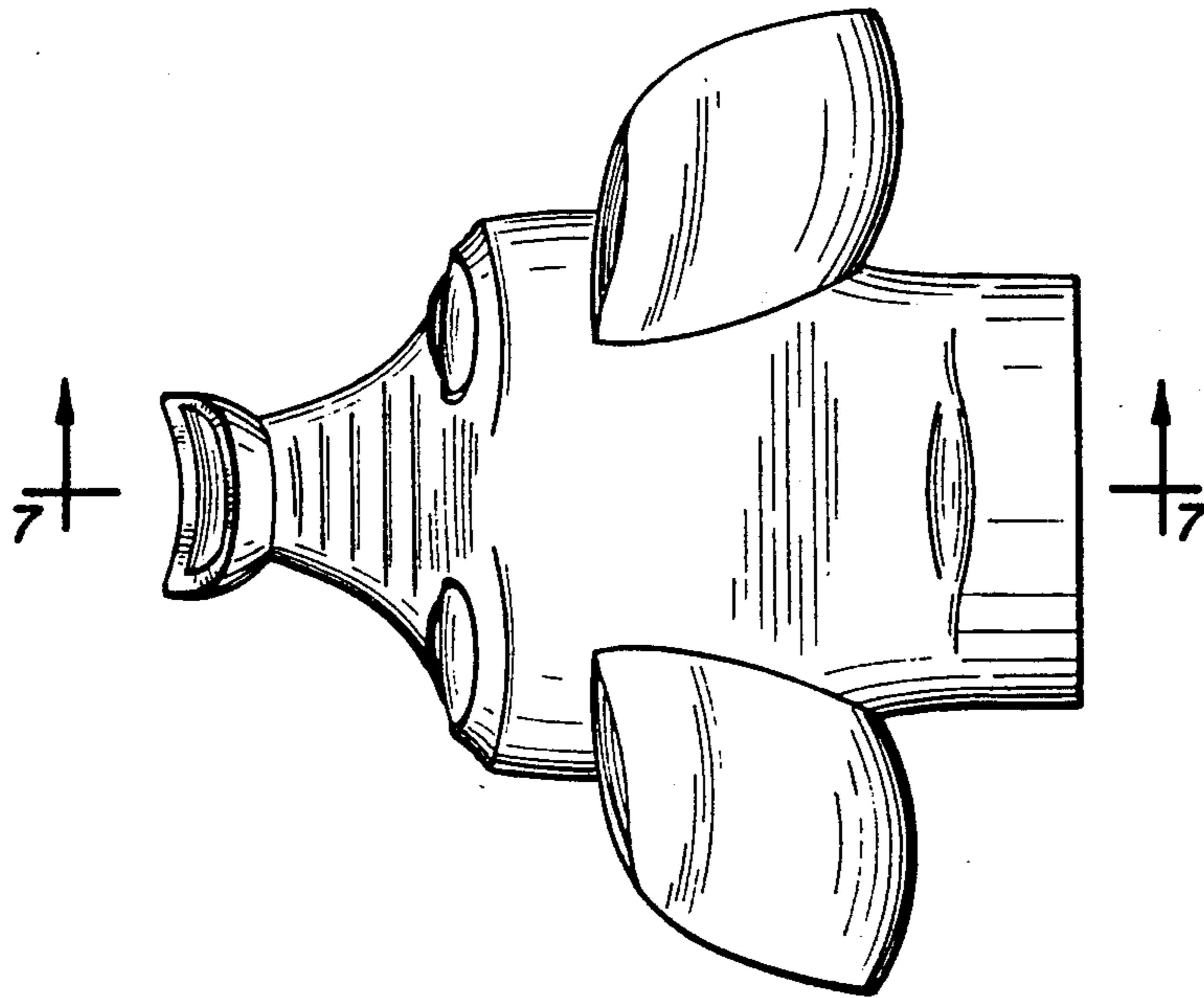


FIG. 5




FIG. 6

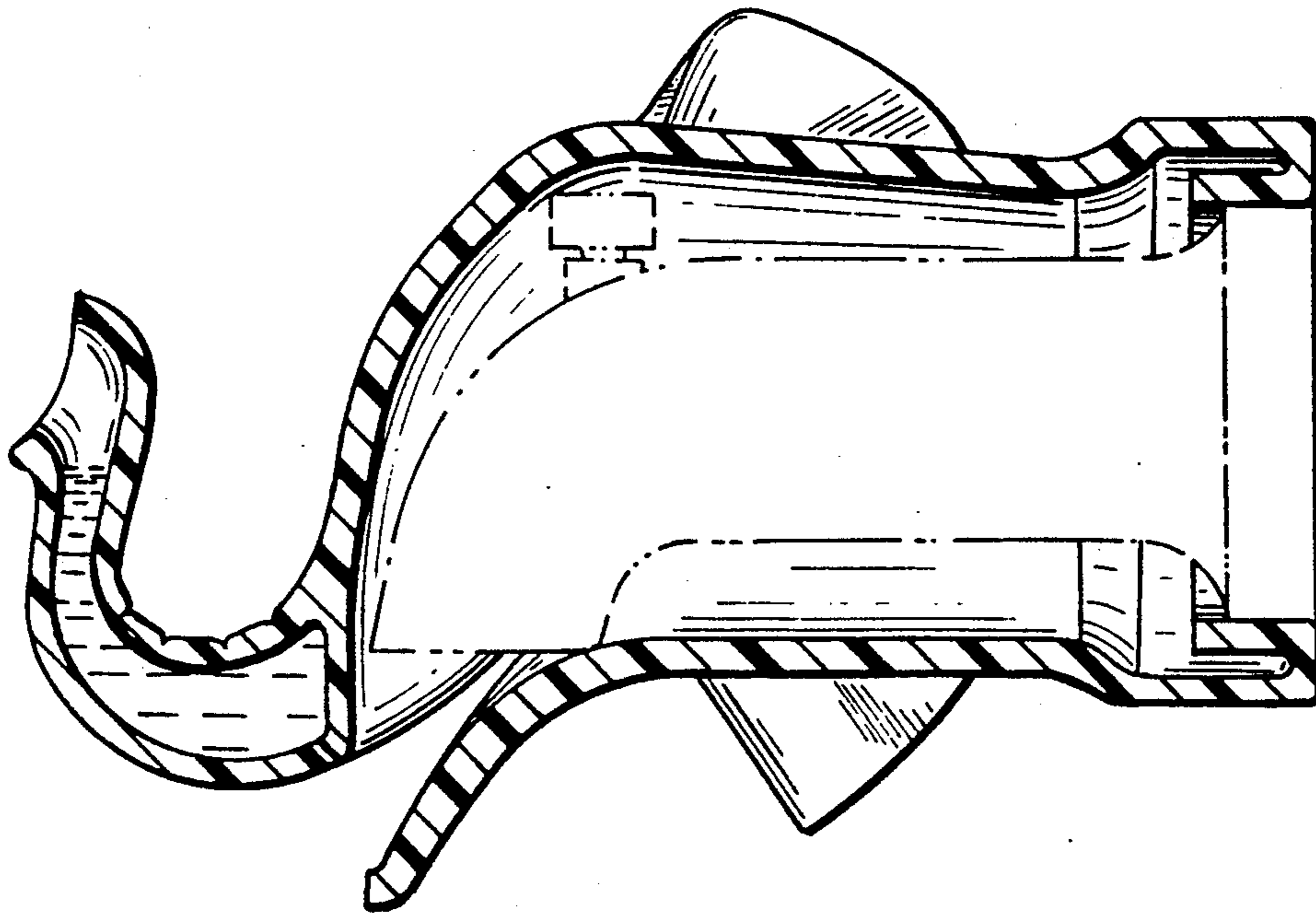


FIG. 7