



US00D326299S

United States Patent [19]

[11] Patent Number: **Des. 326,299**

King et al.

[45] Date of Patent: **** May 19, 1992**

[54] **DUMBBELL**

881,438	3/1908	Nohl	272/122
3,734,493	5/1973	Hasekian	272/122
4,538,806	9/1985	Wilkerson	272/122

[75] Inventors: **Jon E. King; Bradley G. Stack**, both of St. Louis, Mo.

[73] Assignee: **Sinclair & Rush, Inc.**, St. Louis, Mo.

Primary Examiner—Charles A. Rademaker
Attorney, Agent, or Firm—Polster, Lieder, Woodruff & Lucchesi

[**] Term: **14 Years**

[21] Appl. No.: **660,581**

[57] **CLAIM**

[22] Filed: **Feb. 25, 1991**

The ornamental design for dumbbell, as shown and described.

[52] U.S. Cl. **D21/197**

[58] Field of Search **D21/191-199;**
272/67, 68, 93, 122, 123, 124

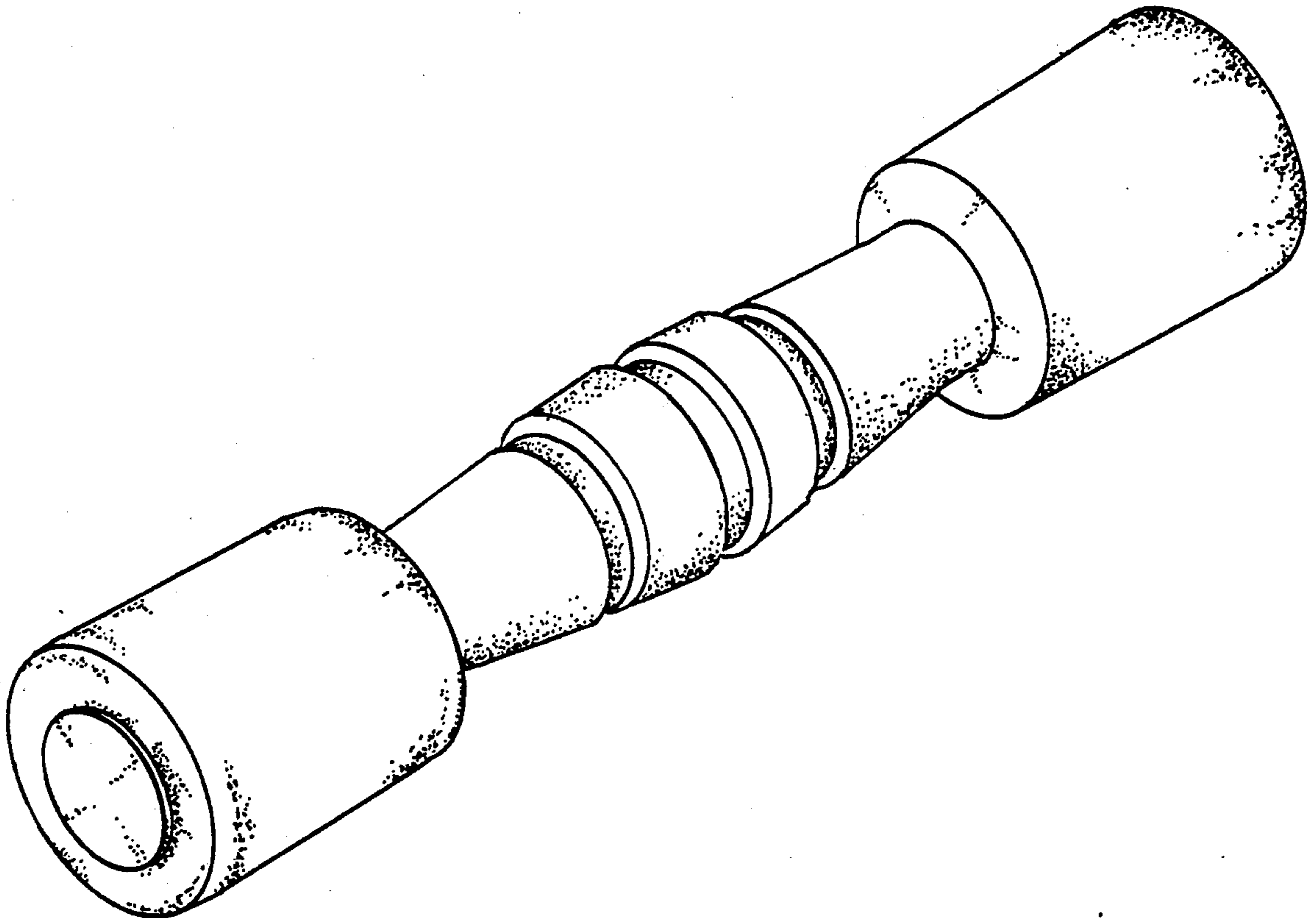
DESCRIPTION

[56] **References Cited**

U.S. PATENT DOCUMENTS

D. 248,493	7/1978	Moncrief	D21/198
D. 285,329	8/1986	Boettger	D21/198

FIG. 1 is a front perspective view of a dumbbell showing our new design;
FIG. 2 is a side elevational view thereof, the side opposite being identical; and,
FIG. 3 is an end elevational view thereof, the end opposite being identical.



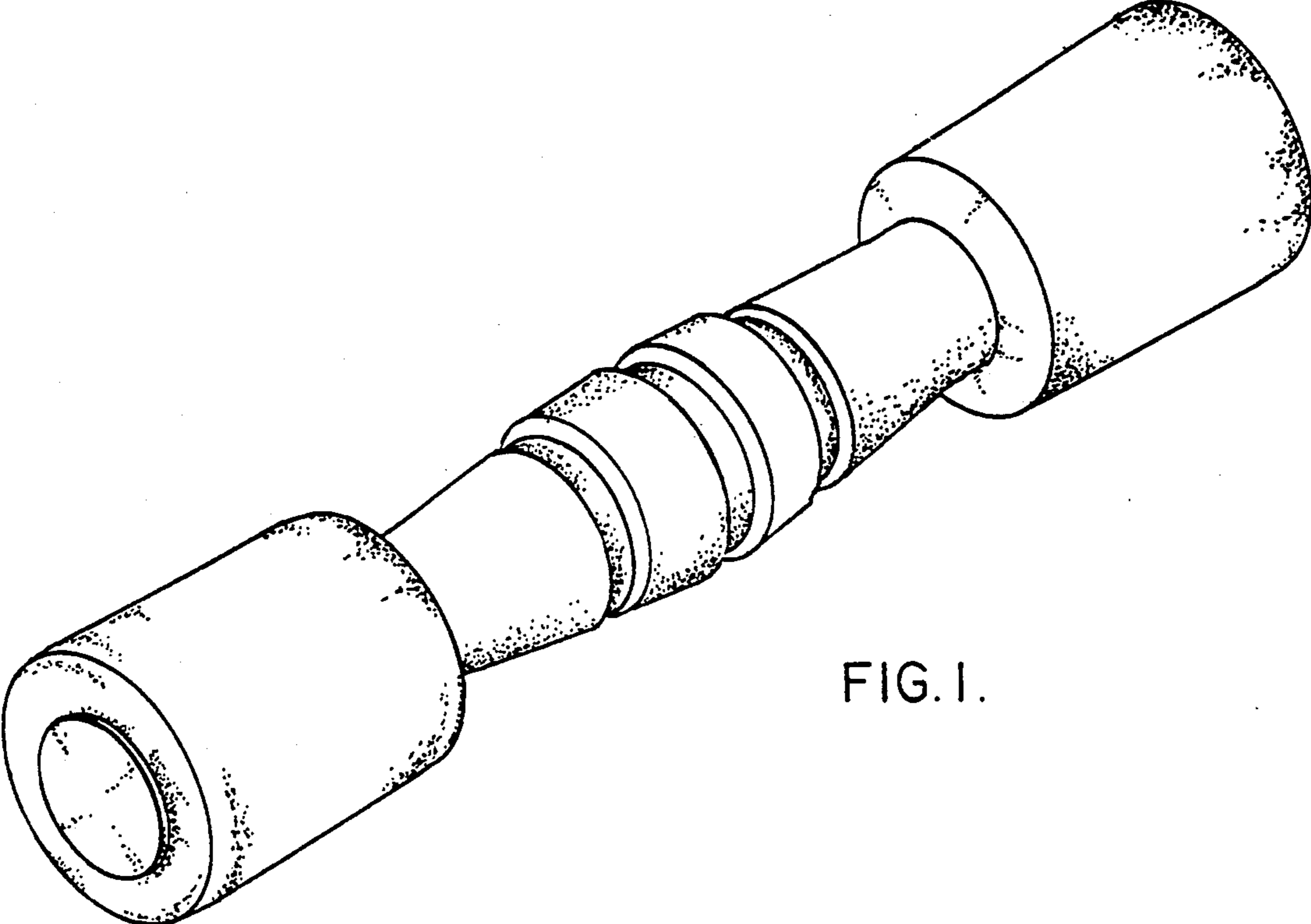


FIG. 1.

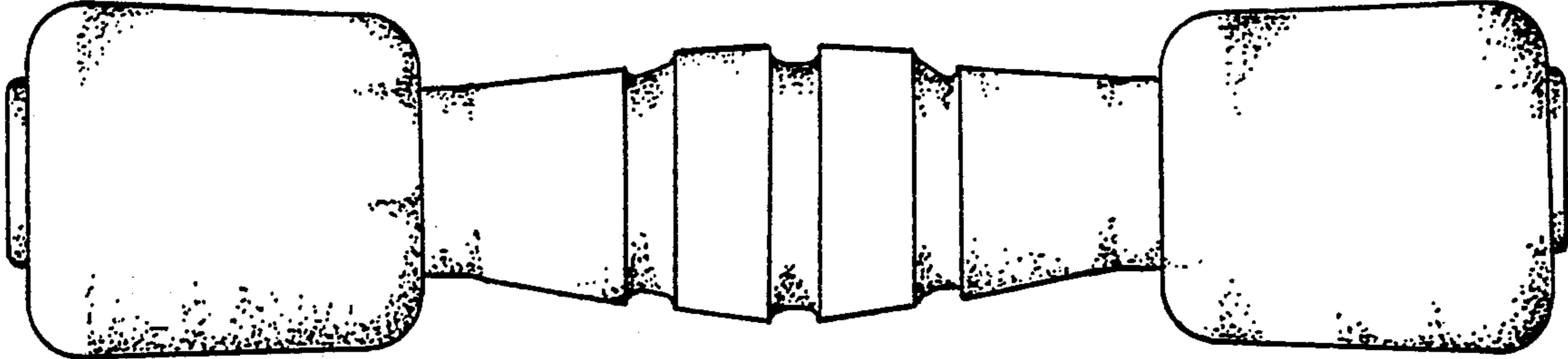


FIG. 2.




FIG. 3.