



US00D326271S

United States Patent [19]

[11] Patent Number: **Des. 326,271**

McGiboney

[45] Date of Patent: **** May 19, 1992**

[54] **TRIGGER LOCK FOR A FUEL PUMP NOZZLE**

4,275,776	6/1981	Rehkopf	141/392
4,278,116	7/1981	Opp	141/392
4,287,736	9/1981	Hadgis	141/392
4,722,375	2/1988	Fox	141/392

[76] Inventor: **James R. McGiboney**, 1019 Hwy 213, Covington, Ga. 30209-8307

Primary Examiner—A. Hugo Word
Assistant Examiner—R. Seifert
Attorney, Agent, or Firm—Terry M. Gernstein

[**] Term: **14 Years**

[21] Appl. No.: **560,328**

[57] **CLAIM**

[22] Filed: **Jul. 31, 1990**

[52] U.S. Cl. **D15/9.1; 141/392**

The ornamental design for a trigger lock for a fuel pump nozzle, as shown and described.

[58] Field of Search **D15/9.1; D3/61-65; D8/27, 18-19, 14, 16, 349; D11/5; 141/392, 206; 251/90**

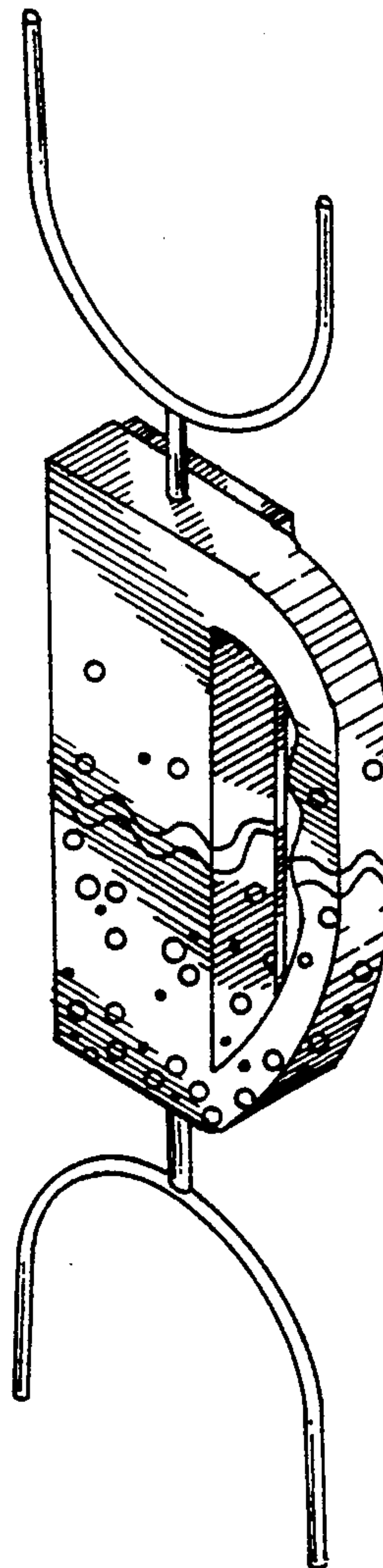
DESCRIPTION

[56] **References Cited**

FIG. 1 is a perspective view of a trigger lock for a fuel pump nozzle showing my new design; FIG. 2 is a front elevational view thereof; FIG. 3 is a rear elevational view thereof; FIG. 4 is a side elevational view thereof; FIG. 5 is a side elevational view of the side opposite FIG. 4; FIG. 6 is a top plan view thereof; and, FIG. 7 is a bottom plan view.

U.S. PATENT DOCUMENTS

D. 250,631	12/1978	Stephenson	D8/349
D. 288,894	3/1987	Bordonaro et al.	D8/18
D. 298,212	10/1988	Gross	D15/9.1
D. 310,321	9/1990	Glover	141/392
4,210,181	7/1980	Clevenger	141/392
4,216,807	8/1980	Diamond	141/392



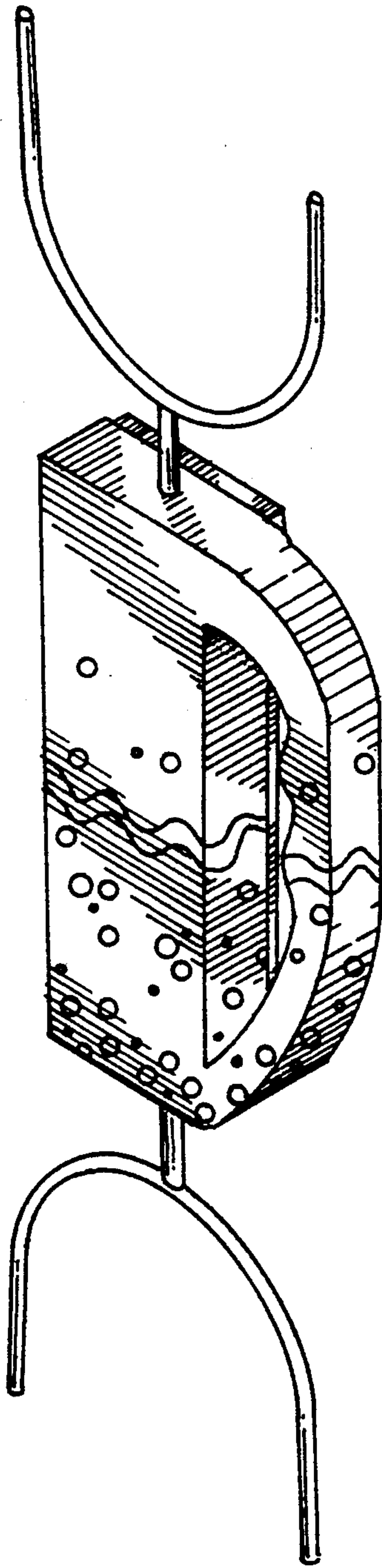


FIG. 1.

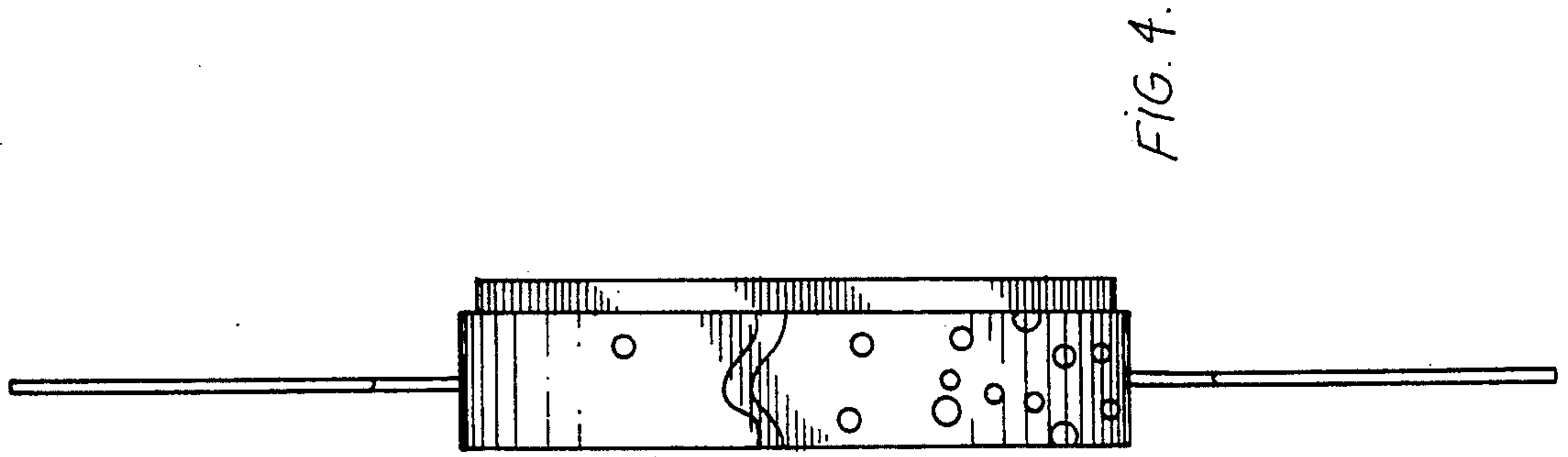


FIG. 4.

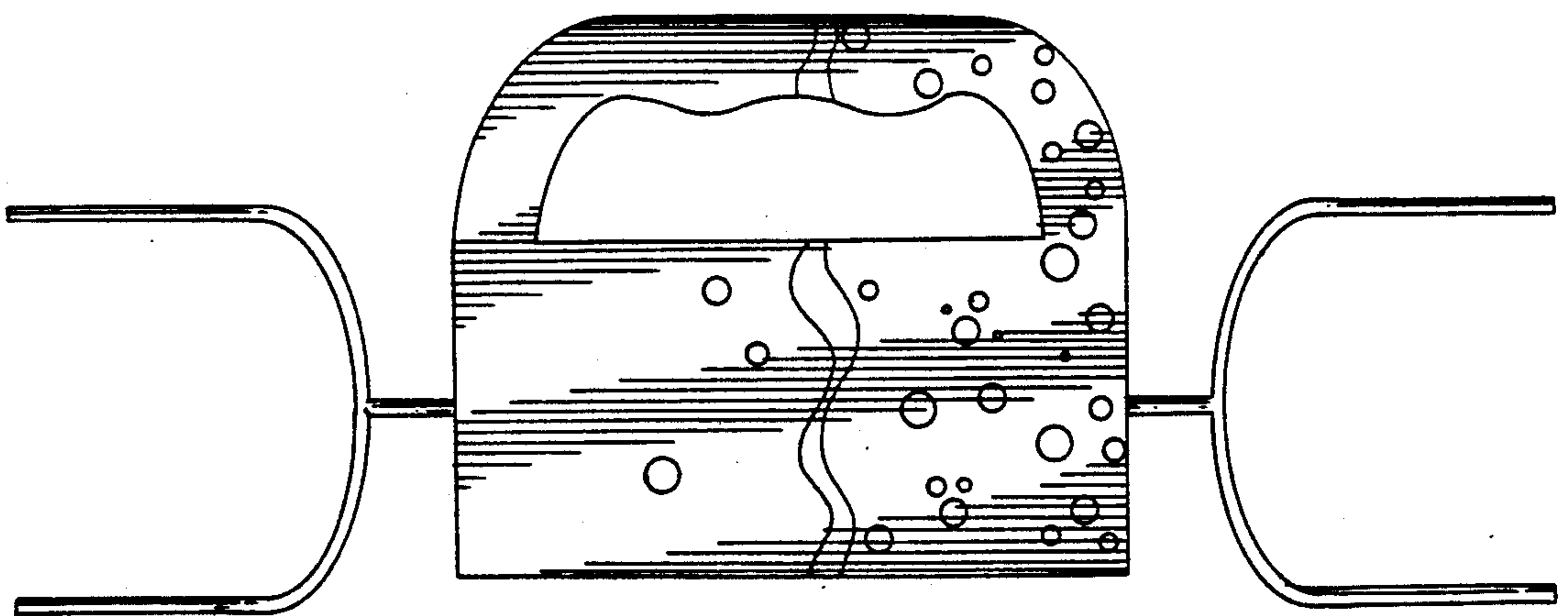


FIG. 2.

FIG. 5.

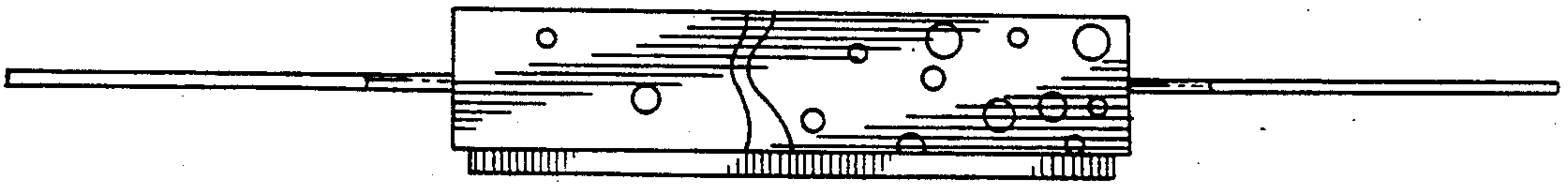


FIG. 3.

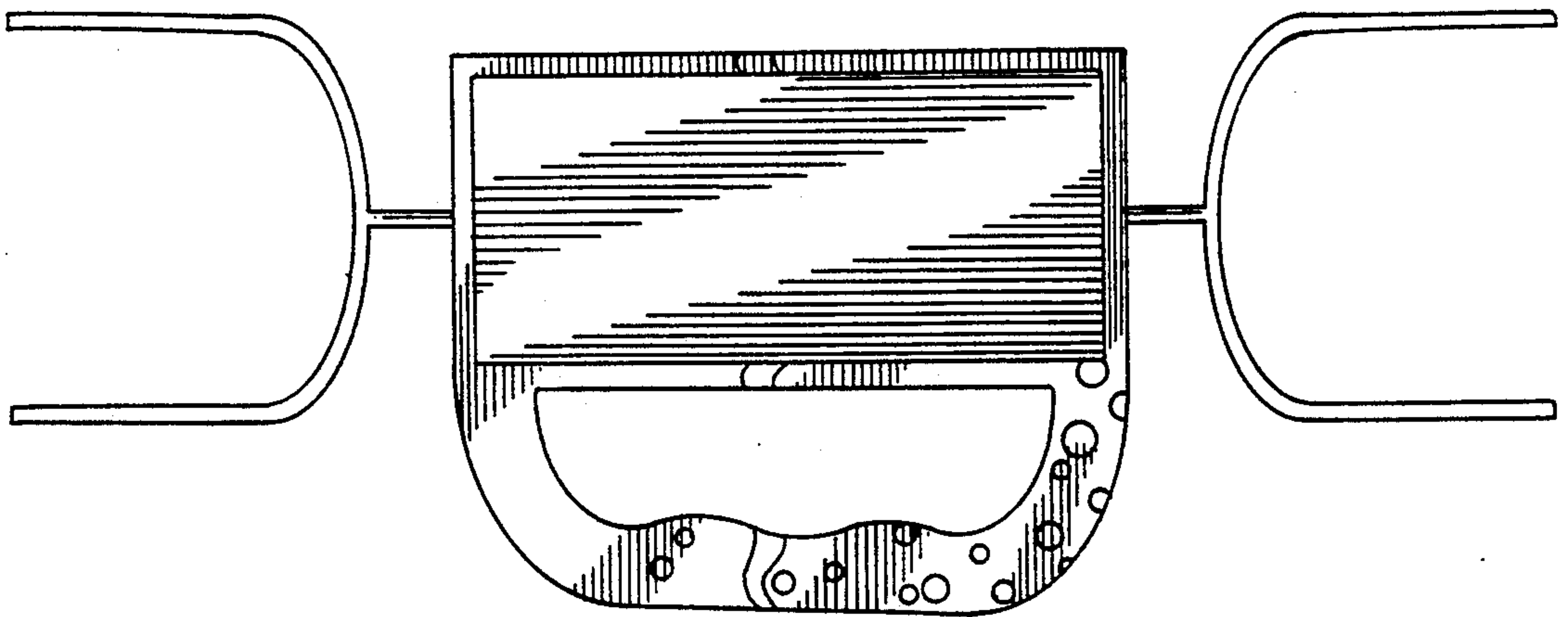


FIG. 6.

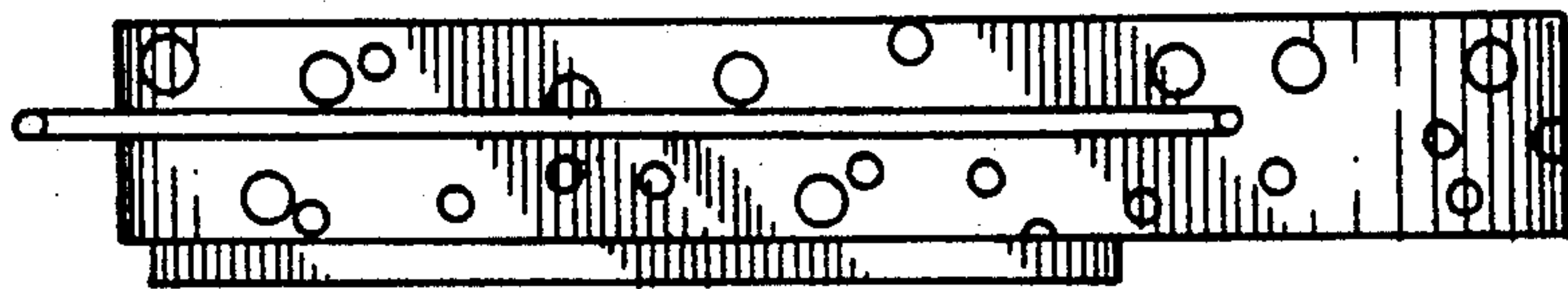



FIG. 7.