



US00D326263S

United States Patent [19]

[11] Patent Number: **Des. 326,263**

Fuqua et al.

[45] Date of Patent: **** May 19, 1992**

[54] **TELEPHONE BASE WITH DISPLAY**

[75] Inventors: **Jerry W. Fuqua; James M. Sharp, Jr.,**
both of Corinth, Miss.

[73] Assignee: **International Telecommunication**
Corp., Memphis, Tenn.

[**] Term: **14 Years**

[21] Appl. No.: **553,943**

[22] Filed: **Jul. 16, 1990**

[52] U.S. Cl. **D14/151; D14/241;**
D14/142

[58] Field of Search **D14/151, 241, 142;**
379/440

D. 299,458	1/1989	Aschauer	D14/245	X
D. 299,459	1/1989	Aschauer	D14/151	
D. 299,823	2/1989	Hahori	D14/151	
D. 300,926	5/1989	Morikawa et al.	D14/241	X
D. 301,475	6/1989	Nagele	D14/142	
D. 303,114	8/1989	Danielson et al.	D14/142	
D. 303,801	10/1989	Kido et al.	D14/142	
D. 303,966	10/1989	Fritzsche	D14/151	
D. 306,027	2/1990	Gagnon	D14/241	
D. 306,296	2/1990	Hayashi	D14/151	
D. 306,444	3/1990	Fried et al.	D14/151	
D. 306,586	3/1990	Vallejo	D14/151	X
D. 306,587	3/1990	Ando	D14/241	X
D. 306,859	3/1990	Helstab et al.	D14/241	
D. 307,144	4/1990	Hahori	D14/241	
D. 310,524	9/1990	Utsuki et al.	D14/241	
D. 311,191	10/1990	Ando	D14/241	
D. 311,918	11/1990	Renard	D14/241	
D. 312,258	11/1990	Atkins	D14/241	
D. 312,459	11/1990	Oshima	D14/151	
D. 312,461	11/1990	Ando	D14/241	
D. 313,235	12/1990	Kido et al.	D14/151	X
D. 313,602	1/1991	Weber	D14/241	
D. 319,641	9/1991	Sugi et al.	D14/241	X
4,046,972	9/1977	Huizinga	379/164	

[56] **References Cited**

U.S. PATENT DOCUMENTS

D. 212,230	9/1968	Kamp	D14/241	
D. 248,300	1/1978	Hirasawa et al.	D14/151	
D. 251,296	3/1979	Haas	D14/241	
D. 257,772	1/1981	Fukutami	D14/151	
D. 266,086	9/1982	Foggia et al.	D14/241	
D. 268,934	5/1983	Walton	D14/241	
D. 270,836	10/1983	Breger	D14/151	
D. 271,394	11/1983	Brown et al.	D14/241	
D. 271,972	12/1983	Genaro et al.	D14/149	
D. 273,108	3/1984	Breger	D14/151	
D. 278,903	6/1985	Seisakioka	D14/151	
D. 280,324	8/1985	Endt	D14/151	
D. 280,617	9/1985	Inaha	D14/151	
D. 282,745	2/1986	Brown	D14/241	
D. 284,078	6/1986	Yamagami et al.	D14/151	
D. 284,079	6/1986	Kita et al.	D14/151	
D. 284,188	6/1986	Kondo et al.	D14/151	
D. 284,571	7/1986	Marshall	D14/151	
D. 285,553	9/1986	Beha et al.	D14/151	
D. 290,700	7/1987	Lindahl	D14/151	
D. 293,439	12/1987	Nogas	D14/151	
D. 293,790	1/1988	Hillmer	D14/151	
D. 294,351	2/1988	Richter et al.	D14/151	
D. 294,940	3/1988	Brown et al.	D14/151	
D. 295,039	4/1988	Maleskas	D14/151	
D. 295,639	4/1988	Maliskar	D14/151	
D. 295,743	5/1988	Raisz et al.	D14/151	
D. 298,130	10/1988	Komatsu	D14/151	
D. 298,532	11/1988	Richardson et al.	D14/151	
D. 298,939	12/1988	Morikawa et al.	D14/151	
D. 299,229	1/1989	Kuo	D14/151	

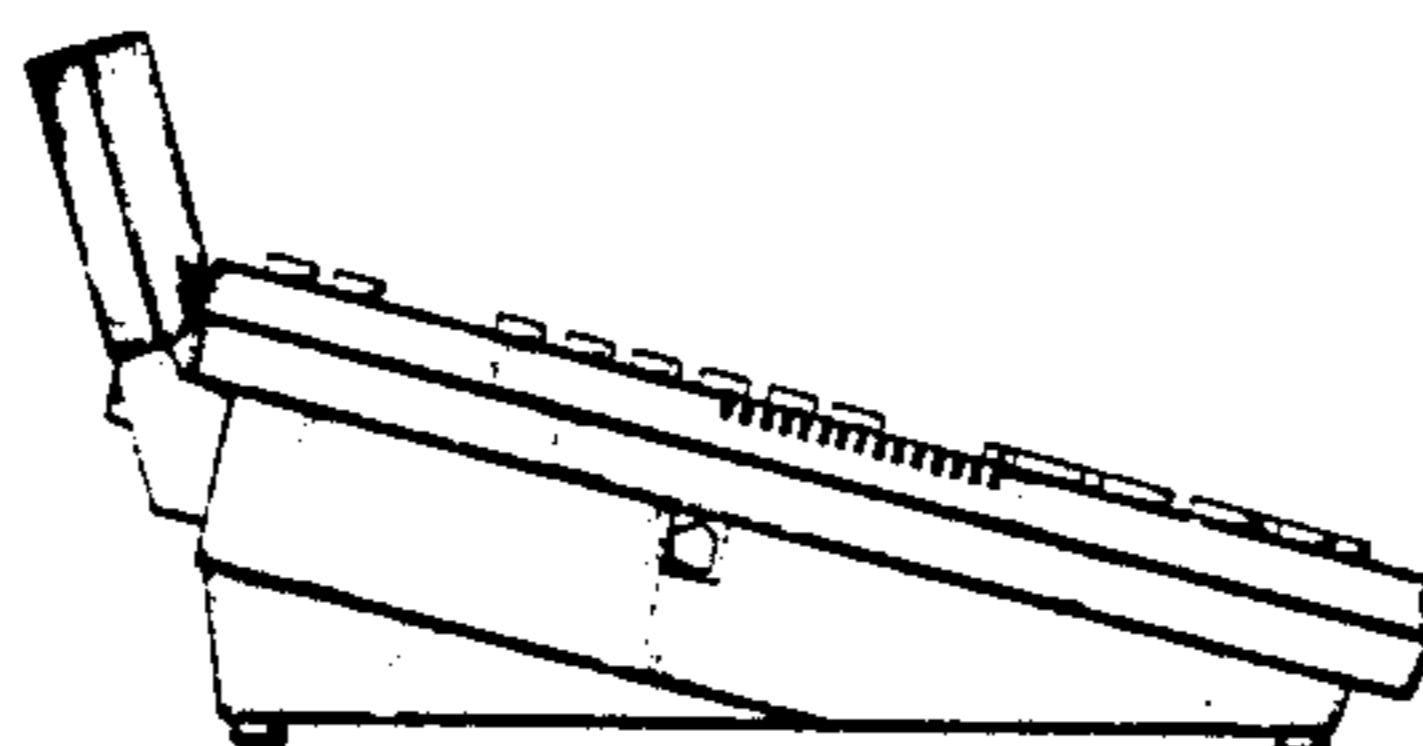

Primary Examiner—Horace B. Fay, Jr.
Attorney, Agent, or Firm—Ware, Fressola, Van Der
Sluys & Adolphson

[57] **CLAIM**

The ornamental design for a telephone base with display, as shown.

DESCRIPTION

FIG. 1 is a front, top and right side perspective view of a telephone base with display showing our new design; FIG. 2 is a top plan view thereof; FIGS. 3 and 4 are respectively front and rear elevational views thereof; FIG. 5 is a right side elevational view thereof with the display unit shown in alternative horizontal alignment with the keyboard surface of the telephone base; FIG. 6 is a left side elevational view of the base as shown in FIG. 1; FIG. 7 is a bottom plan view of the base as shown in FIG. 1; FIG. 8 is a front, top and right side perspective view of



the telephone base with its bottom elements in an alternative position, and with its top display unit shown in horizontal alignment with keyboard surface as shown in FIG. 5;

FIG. 9 is a left side elevational view of FIG. 8;

FIG. 10 is a bottom perspective view of the base of FIG. 8; and,

FIG. 11 is a top plan view of a second embodiment of the telephone base thereof.

The second embodiment of the telephone base is identical to the first embodiment except for the deleted eight buttons just below the display unit.

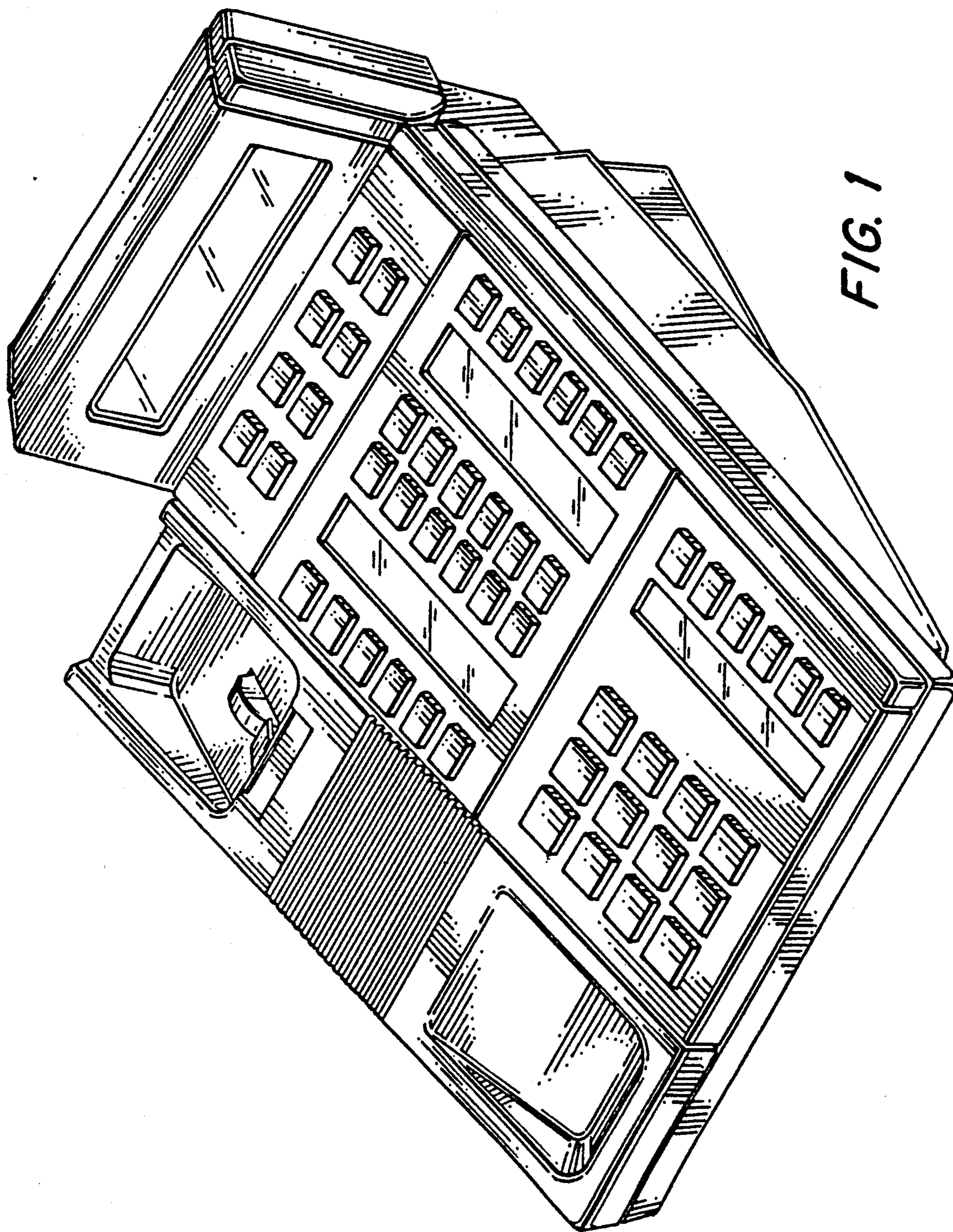


FIG. 1

FIG. 2

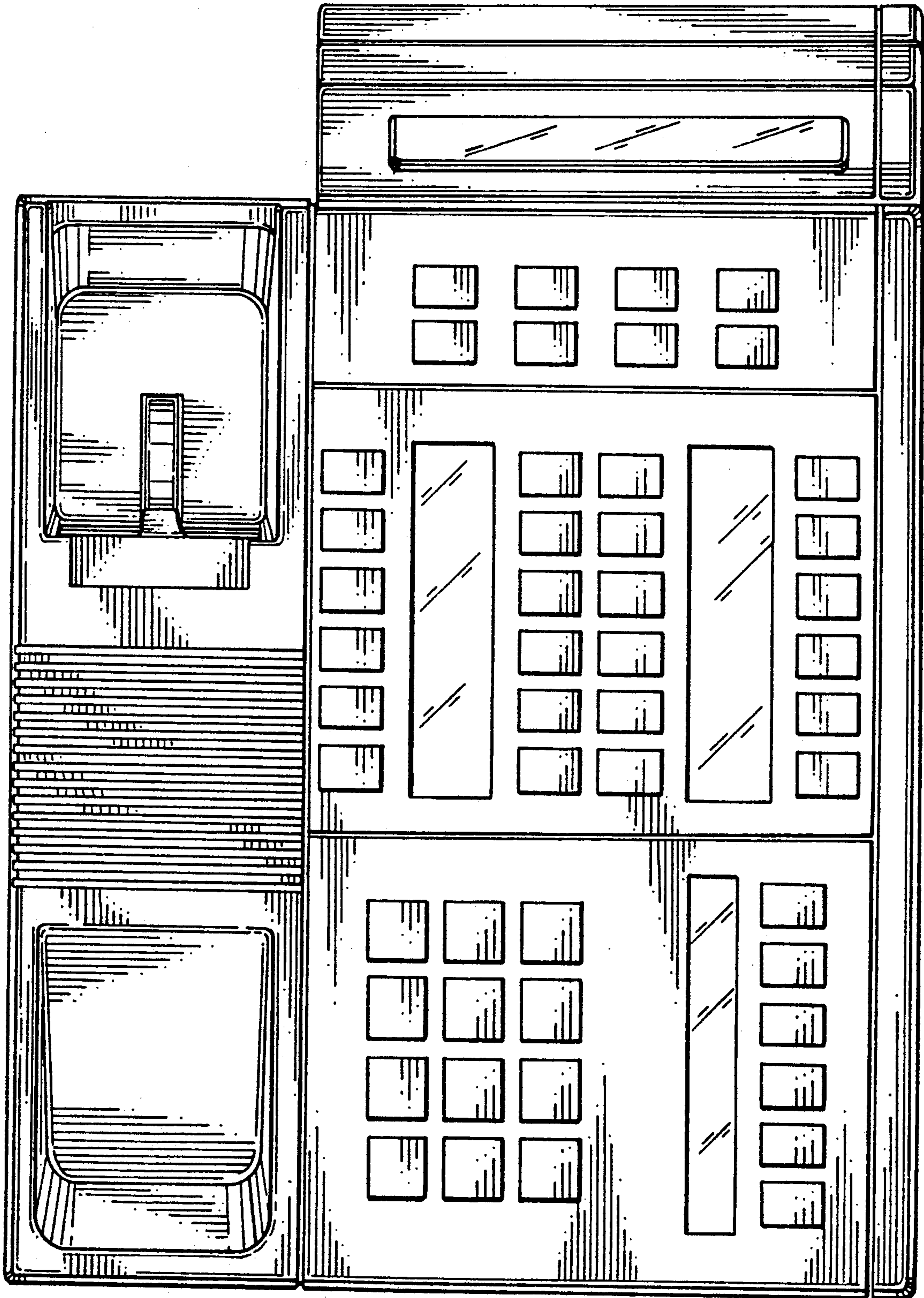


FIG. 3

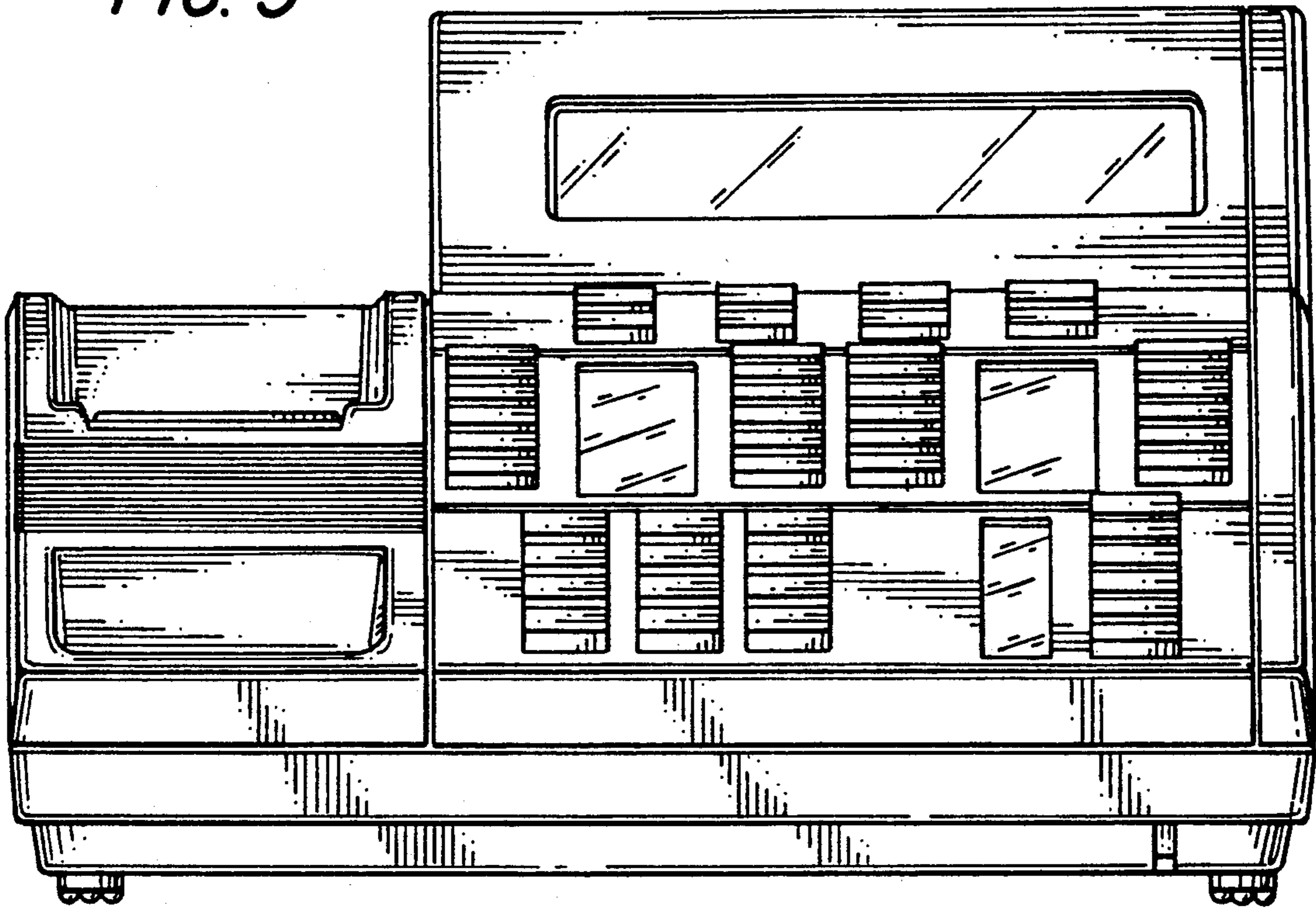
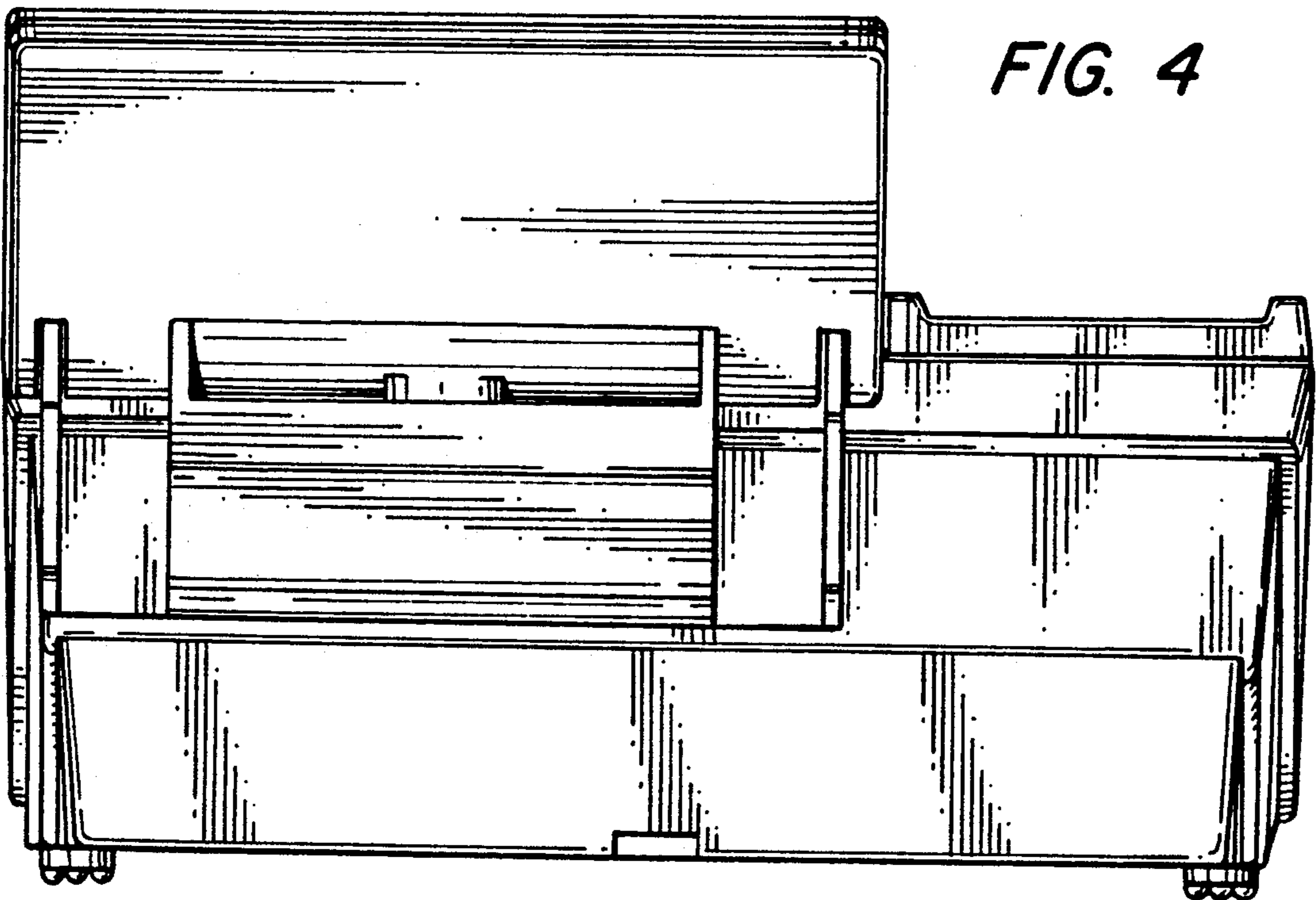


FIG. 4



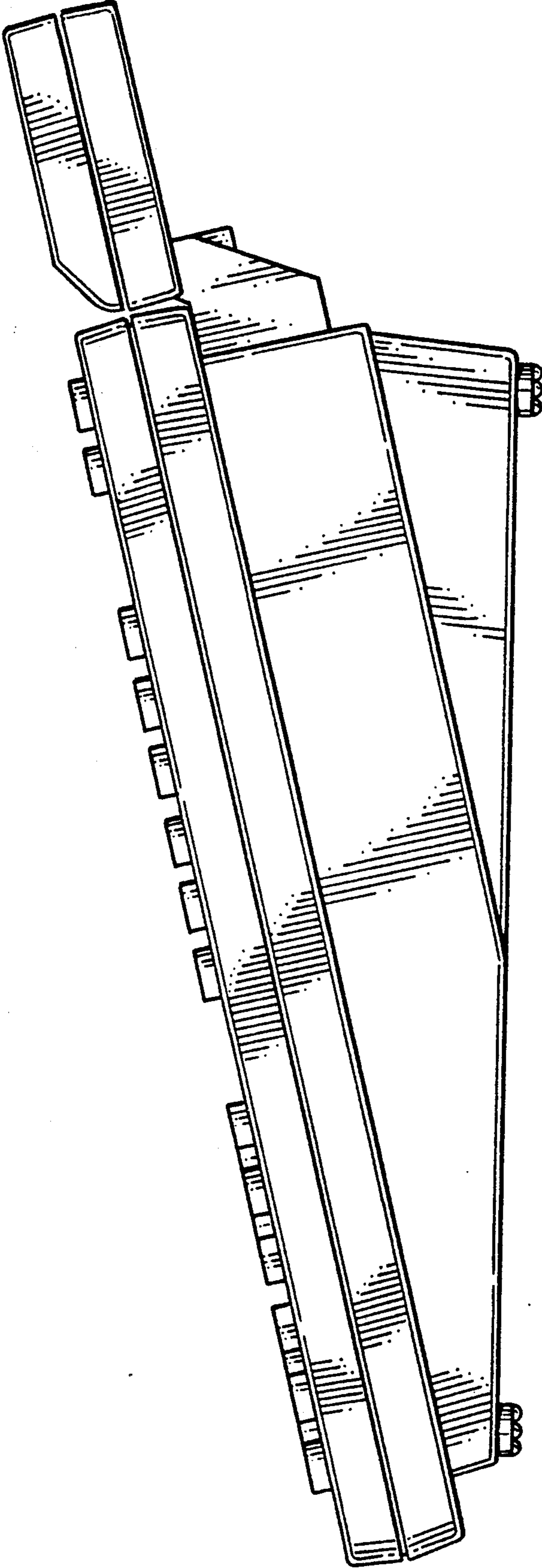


FIG. 5

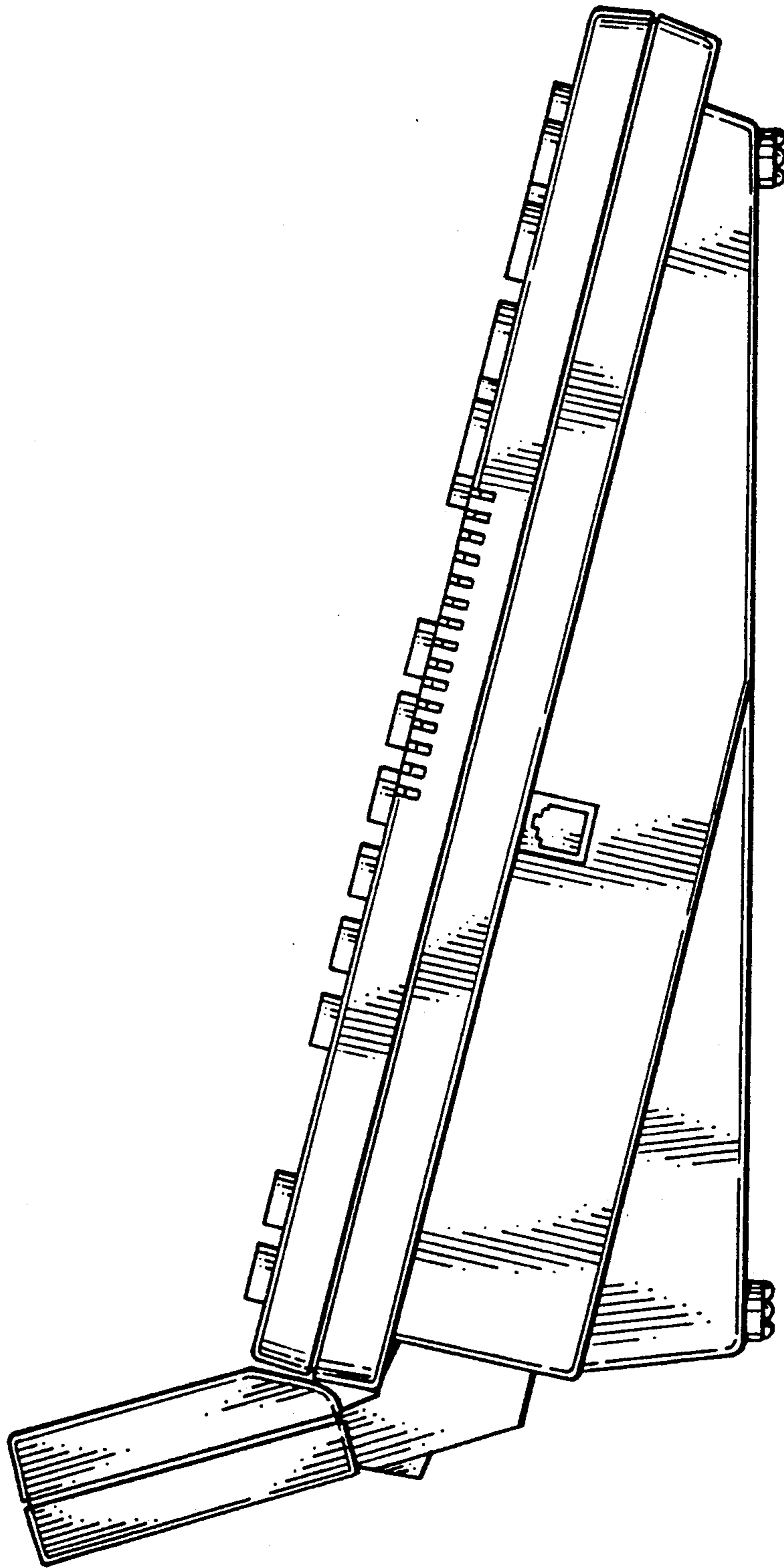
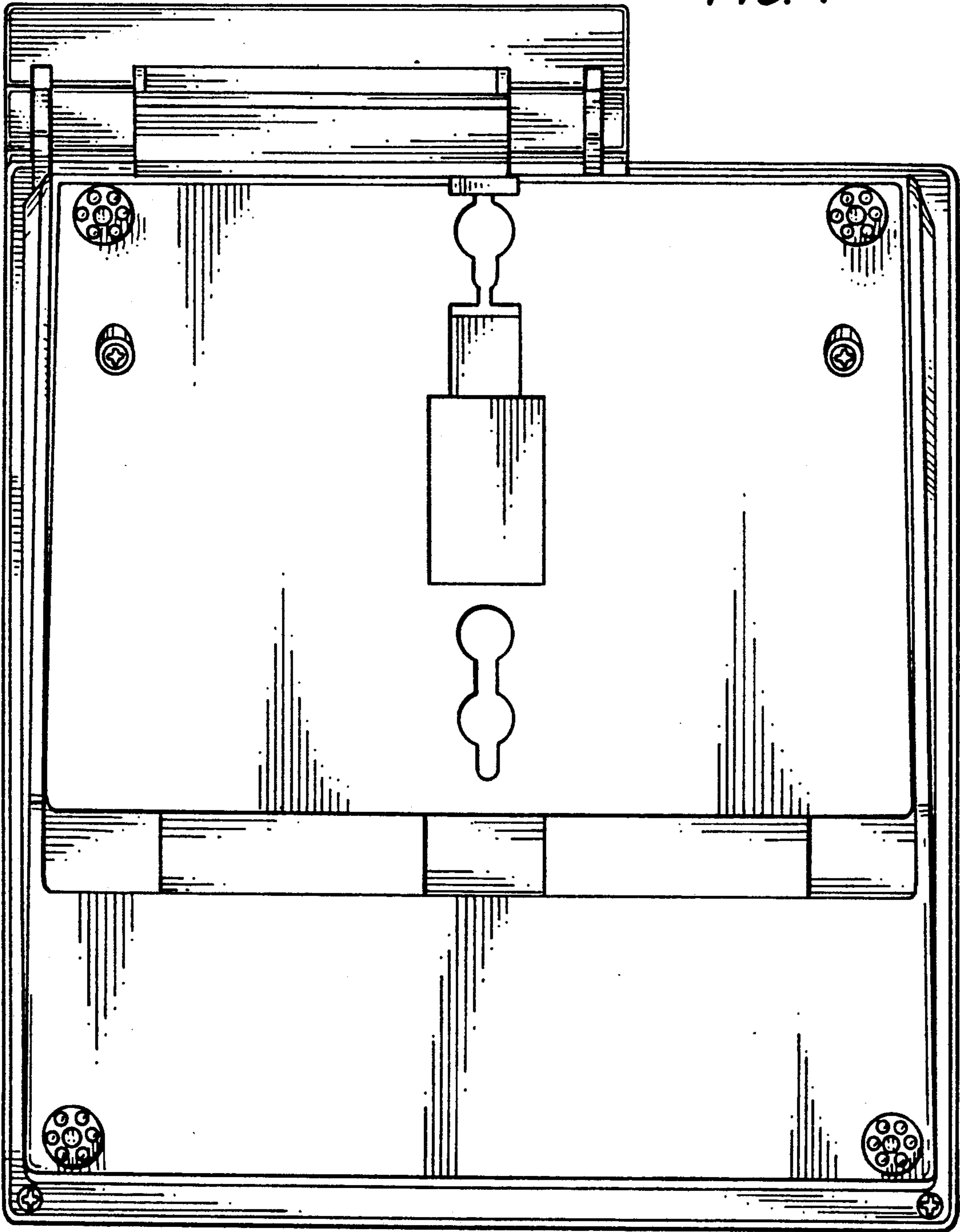


FIG. 6

FIG. 7






FIG. 8

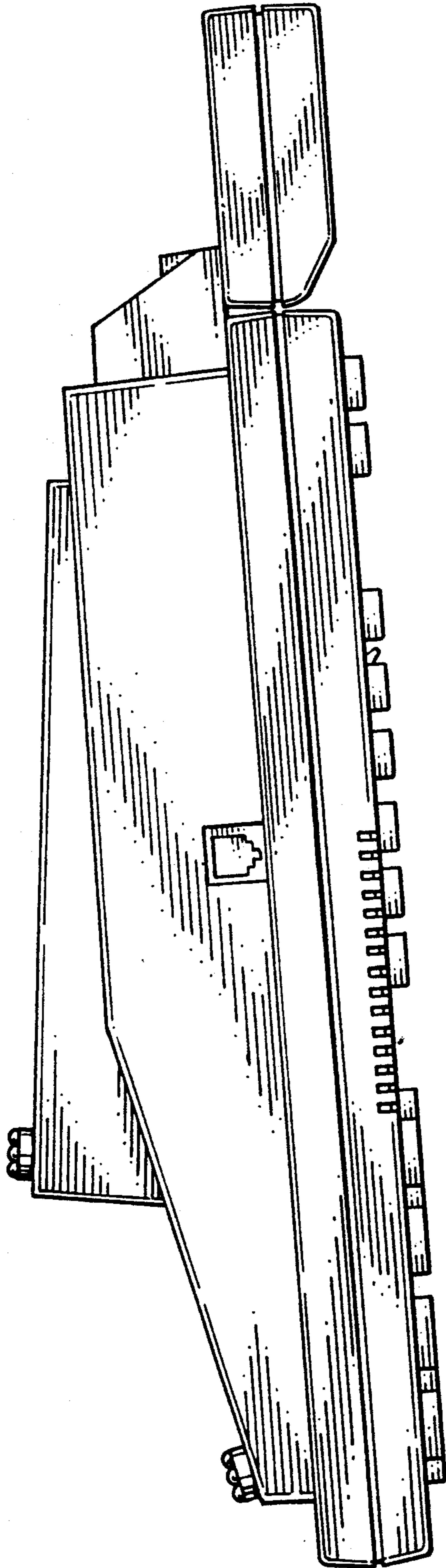


FIG. 9

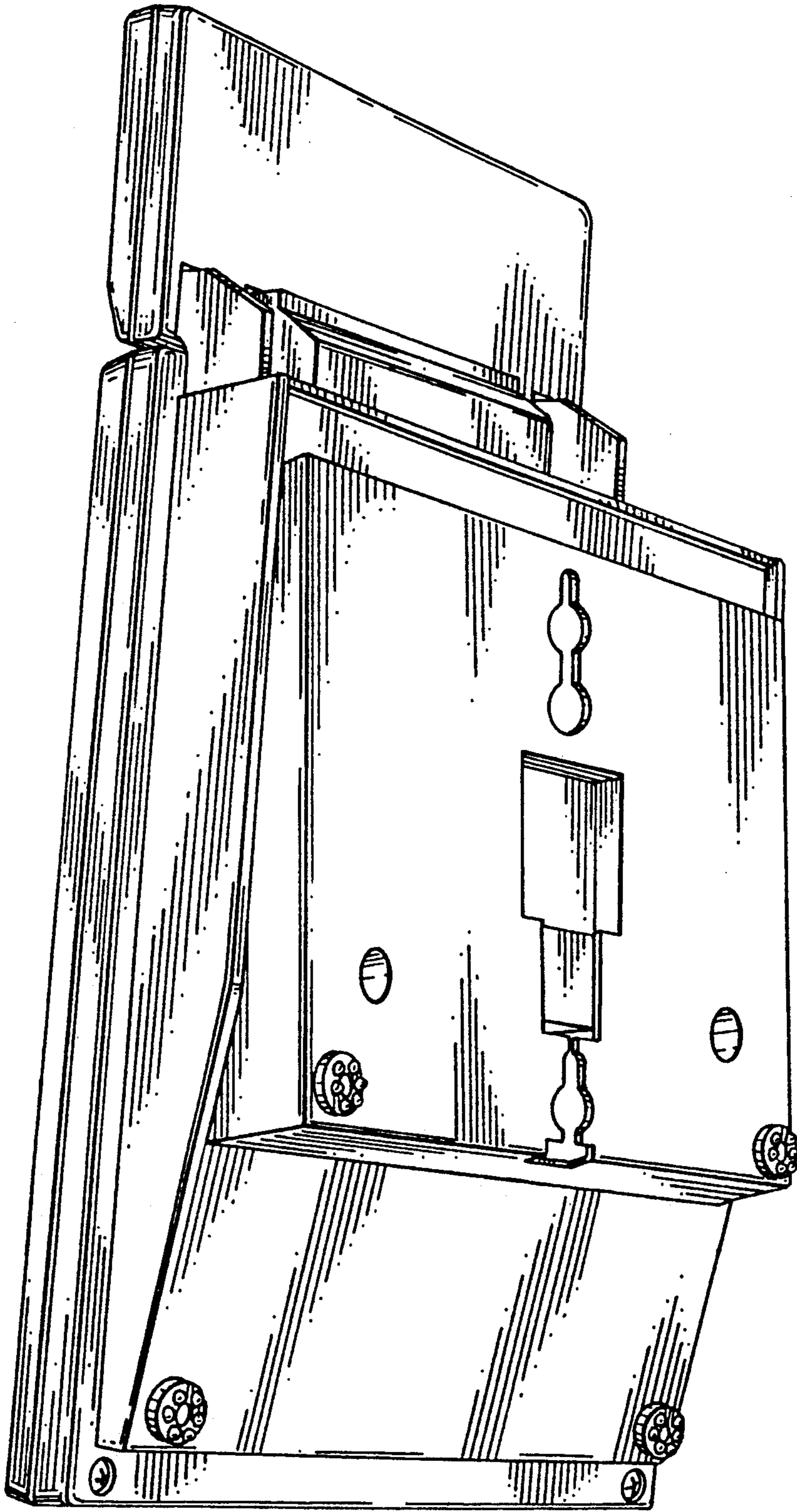


FIG. 10

FIG. 11

