



US00D326248S

United States Patent [19]

[11] Patent Number: **Des. 326,248**

Horita et al.

[45] Date of Patent: **** May 19, 1992**

- [54] **PULL TAB FOR SLIDE FASTENER**
- [75] Inventors: **Yoshiyuki Horita; Hiroshi Mizuno,**
both of Toyama, Japan
- [73] Assignee: **Yoshida Kogyo K.K.,** Tokyo, Japan
- [**] Term: **14 Years**
- [21] Appl. No.: **357,858**
- [22] Filed: **May 30, 1989**
- [52] U.S. Cl. **D11/221; D11/79;**
D11/200
- [58] Field of Search **D11/200, 201, 221, 212,**
D11/13, 40-47, 79-80, 85-86, 1-4;
24/381-385, 415-417, 427-431
- [56] **References Cited**
U.S. PATENT DOCUMENTS
13,444 11/1882 Horton **D11/86**

1,977,528 10/1934 Puc 24/416

Primary Examiner—A. Hugo Word
Assistant Examiner—R. T. Seifert
Attorney, Agent, or Firm—Hill, Van Santen, Steadman & Simpson

[57] CLAIM

The ornamental design for a pull tab for slide fastener, as shown.

DESCRIPTION

FIG. 1 is a front elevational view of a pull tab for slide fastener showing my new design, the opposite side view being identical;
 FIG. 2 is right side elevational view, the opposite side being identical;
 FIG. 3 is a top plan view;
 FIG. 4 is a bottom plan view; and,
 FIG. 5 is a sectional view taken along the lines 5—5 of FIG. 1.

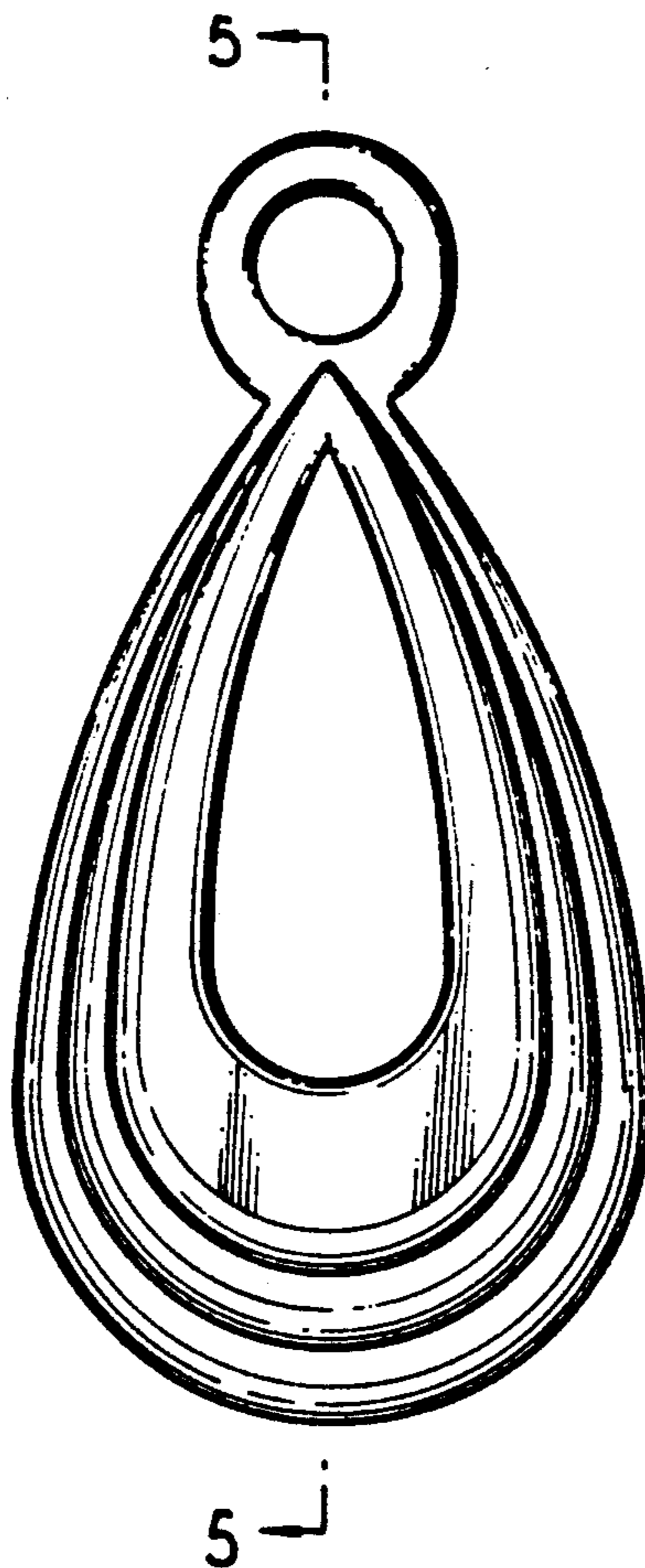


FIG. 1

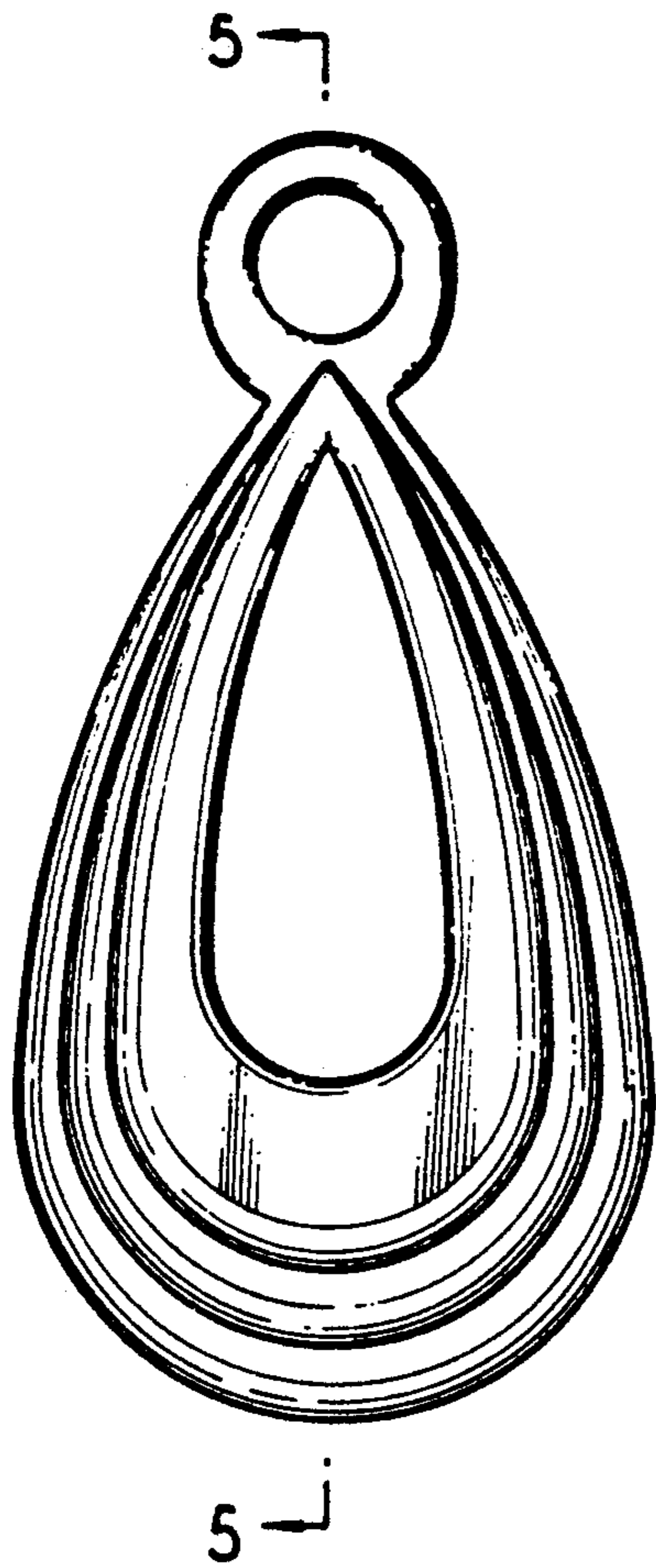


FIG. 2




FIG. 5

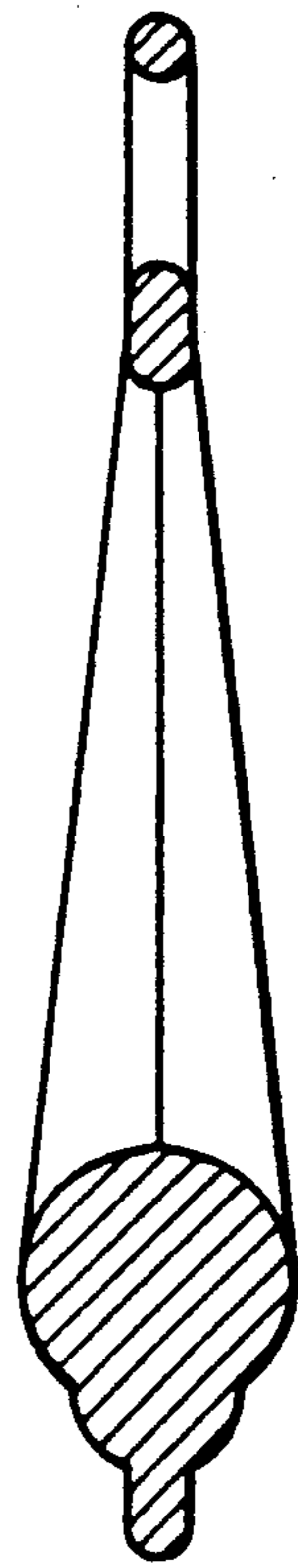


FIG. 3




FIG. 4

