



US00D326246S

# United States Patent [19]

[11] Patent Number: **Des. 326,246**

Weder

[45] Date of Patent: **\*\* May 19, 1992**

[54] **FLOWER POT COVER**

[75] Inventor: **Donald E. Weder, Highland, Ill.**

[73] Assignee: **Highland Supply Corp., Highland, Ill.**

[\*] Notice: The portion of the term of this patent subsequent to Jan. 29, 2006 has been disclaimed.

[\*\*] Term: **14 Years**

[21] Appl. No.: **321,461**

[22] Filed: **Mar. 9, 1989**

[52] U.S. Cl. .... **D11/152; D11/164**

[58] Field of Search ..... **D11/143, 152, 153, 164; D7/509-511, 523; D9/430-432, 444, 306, 349, 390; 47/66, 72; 206/423; 215/100.5; 229/1.5 B, 4.5, 906.1, 922; 248/27.8; 428/35.1, 542.6**

[56] **References Cited**

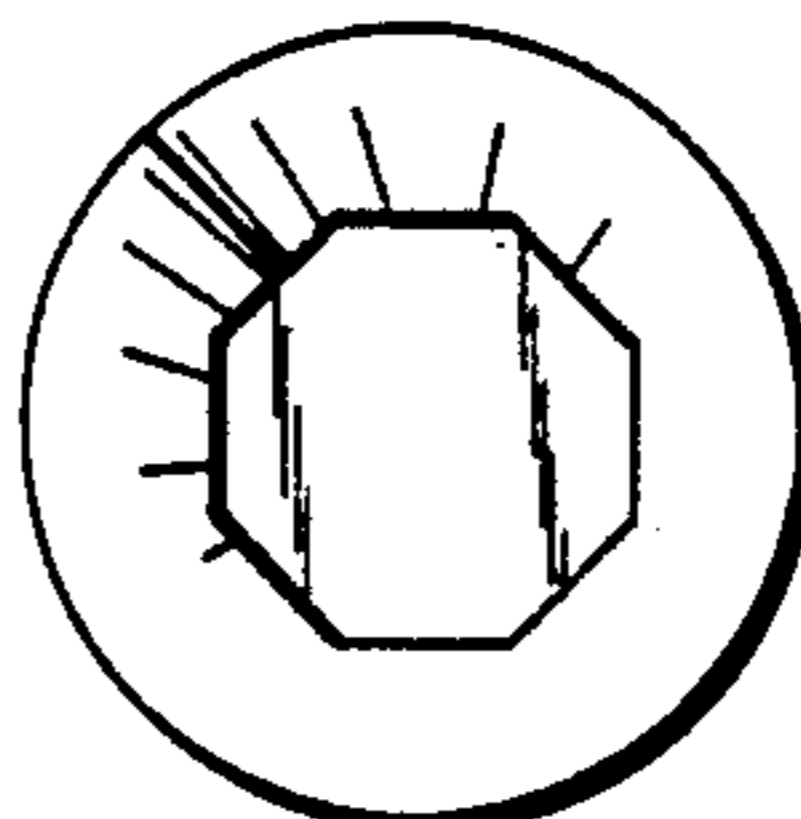
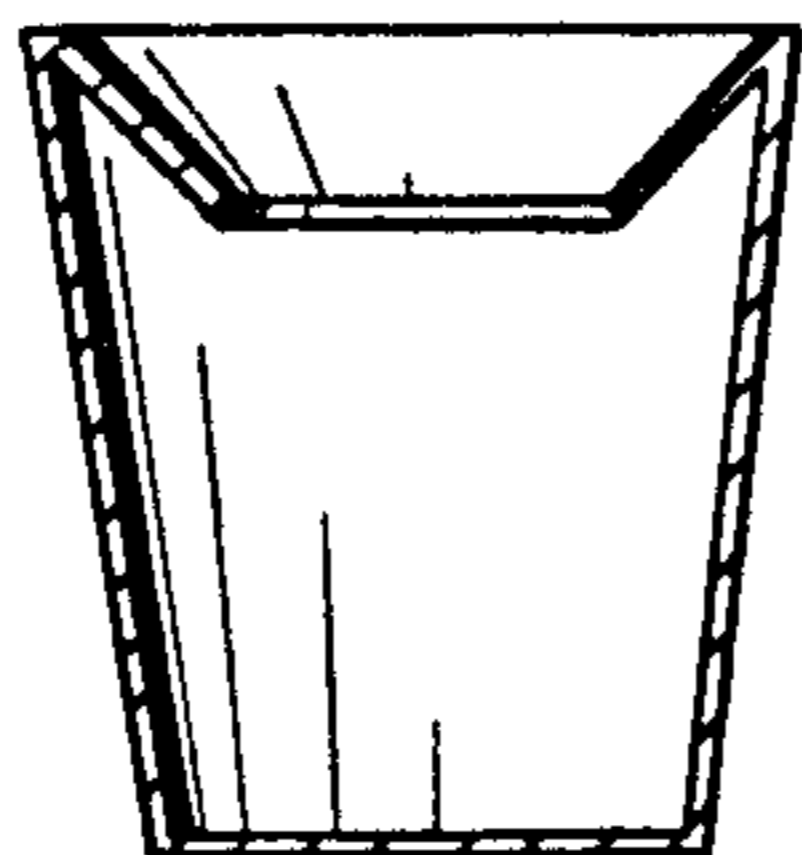
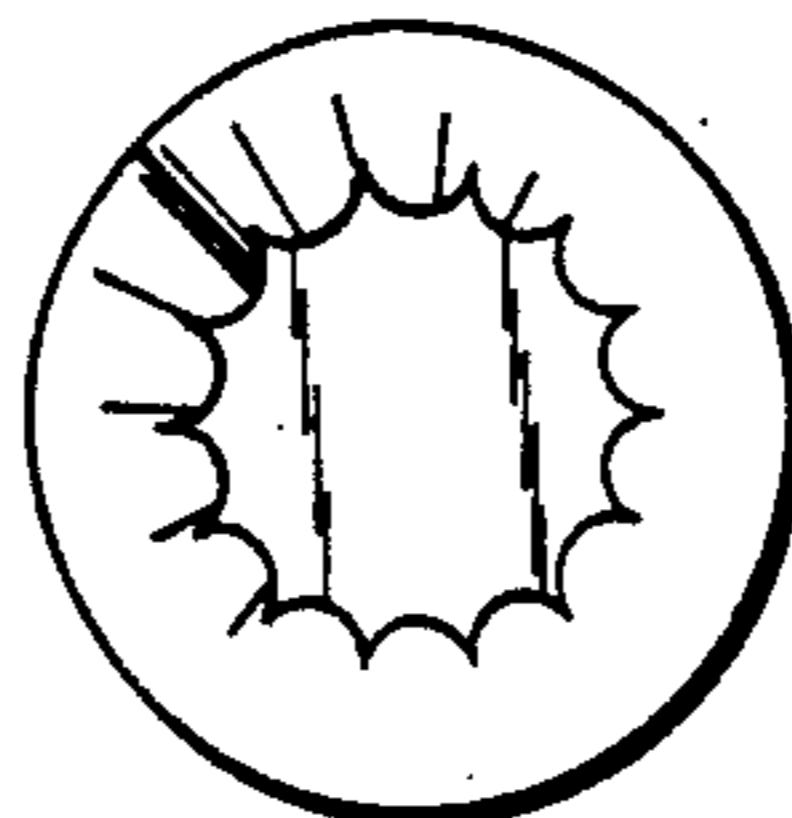
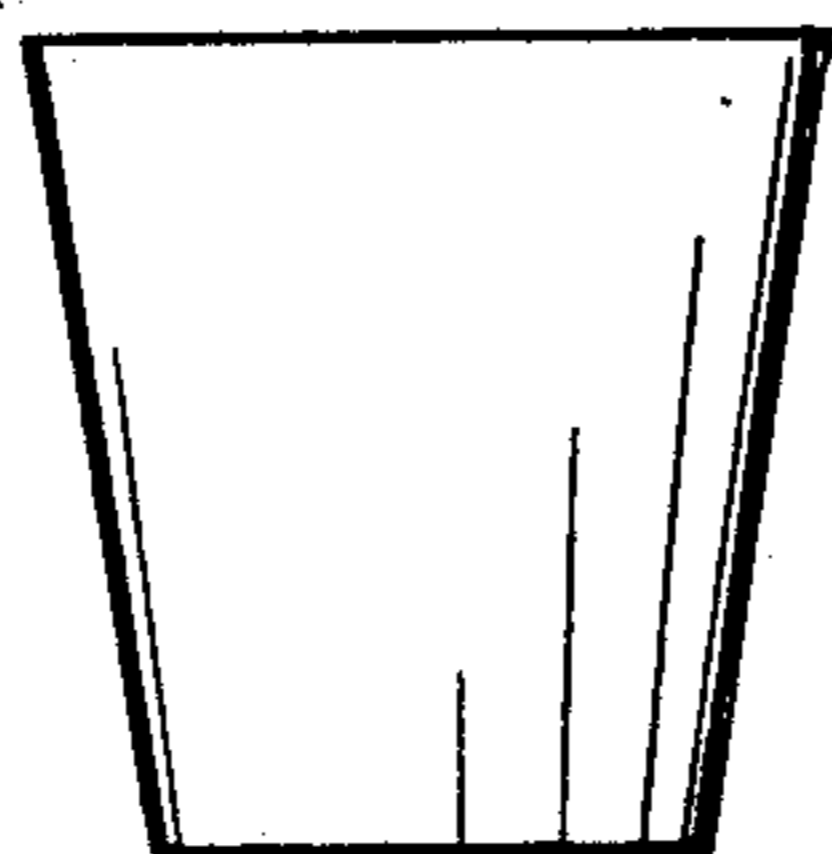
**U.S. PATENT DOCUMENTS**

D. 47,800	9/1915	Pick	.....	D7/523
D. 132,559	5/1942	Sawyer	.....	D11/153
D. 254,659	4/1980	Karotseris	.....	D11/143
D. 287,950	1/1987	Weder et al.	.....	D11/143
D. 289,024	3/1987	Vaughn	.....	D11/164
D. 289,982	5/1987	Weder et al.	.....	D11/164
D. 292,182	10/1987	Weder et al.	.....	D11/164
D. 292,183	10/1987	Weder et al.	.....	D11/164
D. 292,184	10/1987	Weder et al.	.....	D11/164
D. 292,185	10/1987	Weder et al.	.....	D11/164
D. 292,186	10/1987	Weder et al.	.....	D11/164
D. 292,187	10/1987	Weder et al.	.....	D11/164
D. 292,188	10/1987	Weder et al.	.....	D11/164
D. 292,189	10/1987	Weder et al.	.....	D11/164
D. 292,190	10/1987	Weder et al.	.....	D11/164
D. 292,191	10/1987	Weder et al.	.....	D11/164
D. 292,561	11/1987	Weder et al.	.....	D11/164
D. 292,562	11/1987	Weder et al.	.....	D11/164
D. 292,563	11/1987	Weder et al.	.....	D11/164
D. 293,222	12/1987	Weder et al.	.....	D11/164
D. 293,223	12/1987	Weder et al.	.....	D11/164
D. 293,224	12/1987	Weder et al.	.....	D11/164
D. 293,304	12/1987	Weder et al.	.....	D11/164
D. 293,305	12/1987	Weder et al.	.....	D11/164
D. 293,306	12/1987	Weder et al.	.....	D11/164
D. 293,307	12/1987	Weder et al.	.....	D11/164
D. 293,308	12/1987	Weder et al.	.....	D11/164

D. 293,774	1/1988	Weder et al.	.....	D11/164
D. 293,775	1/1988	Weder et al.	.....	D11/164
D. 296,535	7/1988	Weder et al.	.....	D11/149
D. 297,422	8/1988	Weder et al.	.....	D11/164
D. 298,017	10/1988	Weder et al.	.....	D11/164
D. 301,565	6/1989	Weder	.....	D11/152
D. 302,139	7/1989	Weder	.....	D11/153
D. 302,253	7/1989	Weder	.....	D11/153
D. 302,254	7/1989	Weder	.....	D11/153
D. 302,404	7/1989	Weder	.....	D11/153
D. 302,405	7/1989	Weder	.....	D11/155
D. 302,406	7/1989	Weder	.....	D11/155
D. 302,407	7/1989	Weder	.....	D11/155
D. 303,759	10/1989	Mileos	.....	D9/431
D. 303,775	10/1989	Weder	.....	D11/155
209,788	11/1878	Affel	.	
1,069,675	8/1913	Claussen	.	
1,446,563	2/1923	Hughes	.	
1,520,647	12/1924	Hennegan	.	
1,868,853	7/1932	Sievers	.	
1,924,926	8/1933	Gray	.....	65/53
2,302,259	11/1942	Rothfuss	.....	41/10
2,355,559	8/1944	Renner	.....	229/8
2,482,981	9/1949	Kamrass	.....	41/13
2,570,954	9/1951	Kasman	.....	215/100.5
2,967,652	1/1961	Canfield et al.	.....	229/5.5
3,022,605	2/1962	Reynolds	.....	47/58
3,232,469	2/1966	Piazz	.....	229/4.5
3,271,922	9/1966	Wallerstein et al.	.....	53/3
3,488,022	1/1970	Vitorri	.....	248/152
3,542,616	11/1970	Cain et al.	.....	156/224
3,820,684	6/1974	Harrison	.....	D7/511
3,962,503	6/1976	Crawford	.....	428/40
4,043,077	8/1977	Stonehocker	.....	47/66
4,118,890	10/1978	Shore	.....	47/28 R
4,170,618	10/1979	Adams	.....	264/101
4,216,620	8/1980	Weder et al.	.....	47/72
4,300,312	11/1981	Weder et al.	.....	47/72
4,408,644	10/1983	Svantesson	.....	229/1.5 B
4,413,725	11/1983	Bruno et al.	.....	206/45.33
4,508,223	4/1985	Catrambone	.....	206/423
4,712,725	12/1987	Moore	.....	229/1.5 B
4,733,521	3/1988	Weder et al.	.....	53/580
4,773,182	9/1988	Weder et al.	.....	47/72
4,795,601	1/1989	Cheng	.....	264/138
4,813,862	3/1989	Bowers et al.	.....	229/4.5
4,835,834	6/1989	Weder	.....	29/525

**FOREIGN PATENT DOCUMENTS**

560532 4/1975 Switzerland .



## OTHER PUBLICATIONS

"Handbook of Designs & Devices"; C. P. Hornung; ©1932; p. 149; design 1336 (2nd row; 1st col.).

Exhibit A. Curtis Wagner Co., Inc., Houston, Tex., shows thick, stiff shiny red plastic pot cover with large scalloped border, (Photograph) Date unknown.

Exhibit B. Jacobson Pot Cover Company of Scranton, Pa. advertising literature, date of first use unknown.

Exhibit C. Photograph of pot cover, manufacturer unknown, date unknown.

Exhibit D. Photocopy of photo of pot cover ("Platform Pot Dresser") made by John Raisen Corp., San Francisco, Calif. date of first use unknown.

Exhibit E. Photograph of 2-part pot cover system made by Floral Decor, subsidiary of John Henry Co., Lansing Mich. date unknown.

Exhibit F. Photo of pot cover made by a Holland company (K.P.I.), date of first public use believed to be late 1984.

Exhibit G. "The Glass of Frederick Carder", copyright 1971 by P. V. Gardner, showing various styles of glass basket-like vases or containers.

Exhibit H. "Speed Cover ®" brochure, published in 1983 by applicants, showing various pot covers.

Exhibit I. "Speed Cover ®" brochure, published in 1983 by applicants, showing various pot covers.

Exhibit J. Item published in 1936 by Gellman Bros., Minneapolis, Minn, shows an assortment of paper hats.

Exhibit K. Photo of various other flower pot wrapping, sold in rolls or sheets and used in the floral industry for years.

Exhibit L. Photo of pot cover made of woven straw-like material, date unknown.

Exhibit M. Photo of basket-type pot cover used in the floral industry, date unknown.

Exhibit N. "Speed Cover ®" brochure, published in 1984 by applicants, showing various pot covers.

*Primary Examiner*—B. J. Bullock

[57]

## CLAIM

The ornamental design for a flower pot cover, as shown and described.

## DESCRIPTION

FIG. 1 is a side elevational view of a flower pot cover showing my new design;

FIG. 2 is a transverse sectional view thereof;

FIG. 3 is a bottom plan view thereof;

FIG. 4 is a top plan view thereof;

FIG. 5 is a top plan view of a second embodiment of the design of FIG. 1, the only difference being the configuration of the opening;

FIG. 6 is a top plan view of a third embodiment of the design of FIG. 1, the only difference being the configuration of the opening;

FIG. 7 is a top plan view of the fourth embodiment of the design of FIG. 1, the only difference being the configuration of the opening;

FIG. 8 is a side elevational view of the fifth, sixth, seventh, and eighth embodiments of the design of FIG. 1, the top plans corresponding to FIGS. 4, 5, 6, and 7, respectively, the only difference being the height of the body; and,

FIG. 9 is a side elevational view of the ninth, tenth, eleventh, and twelfth embodiments of the design of FIG. 1, the top plans corresponding to FIGS. 4, 5, 6, and 7, respectively, the only difference being the height of the body.




FIG. 1

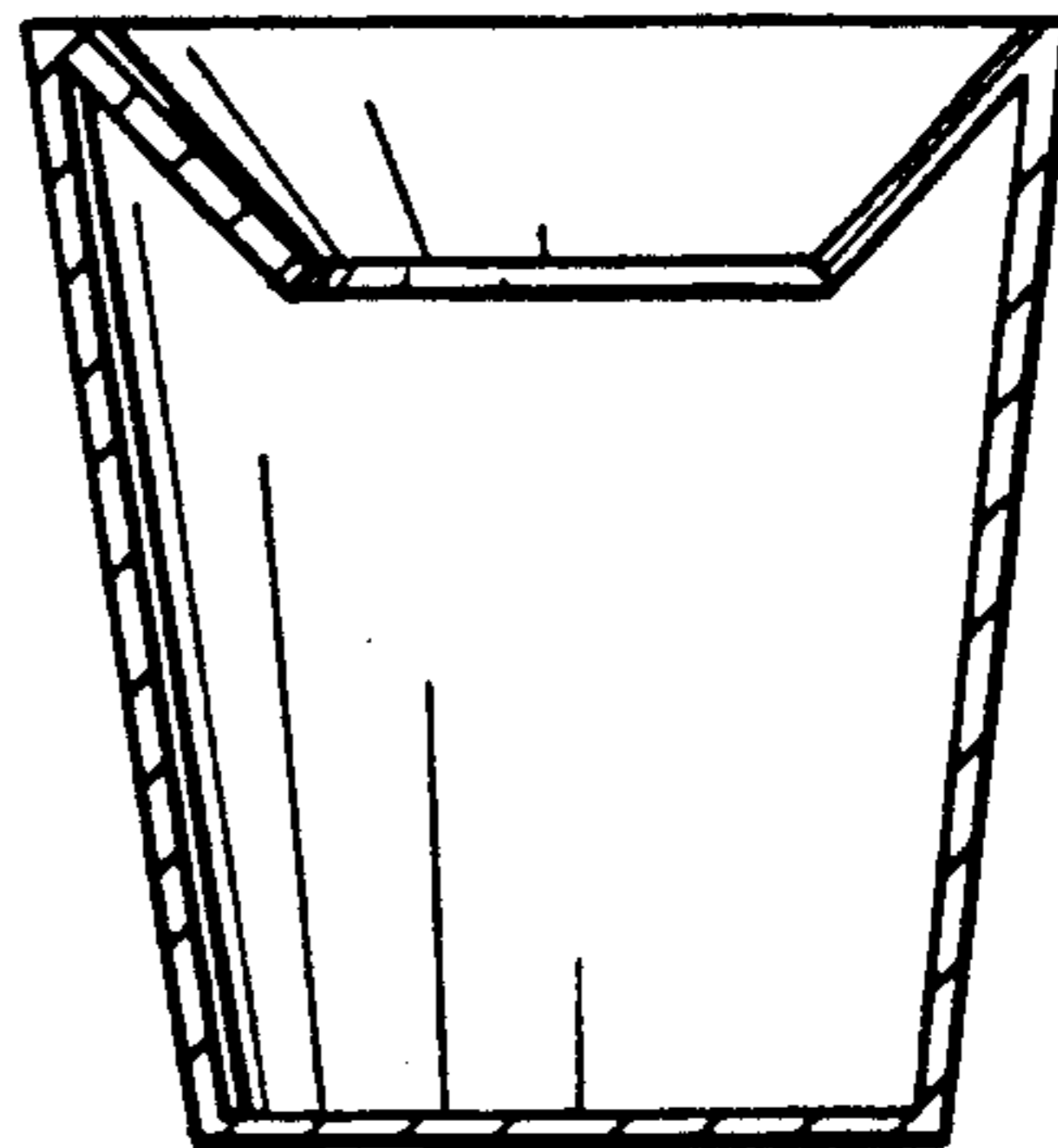


FIG. 2

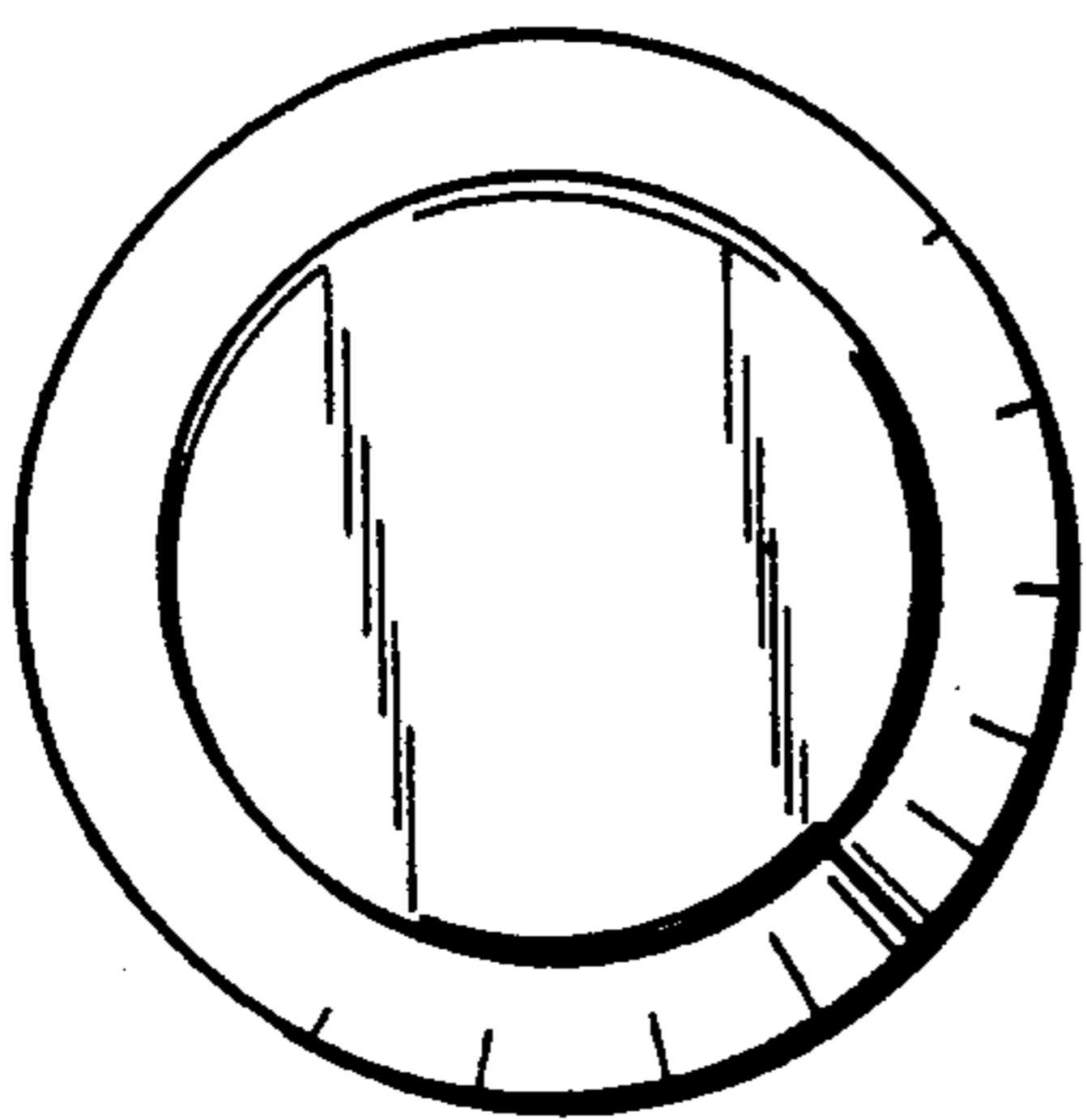


FIG. 3

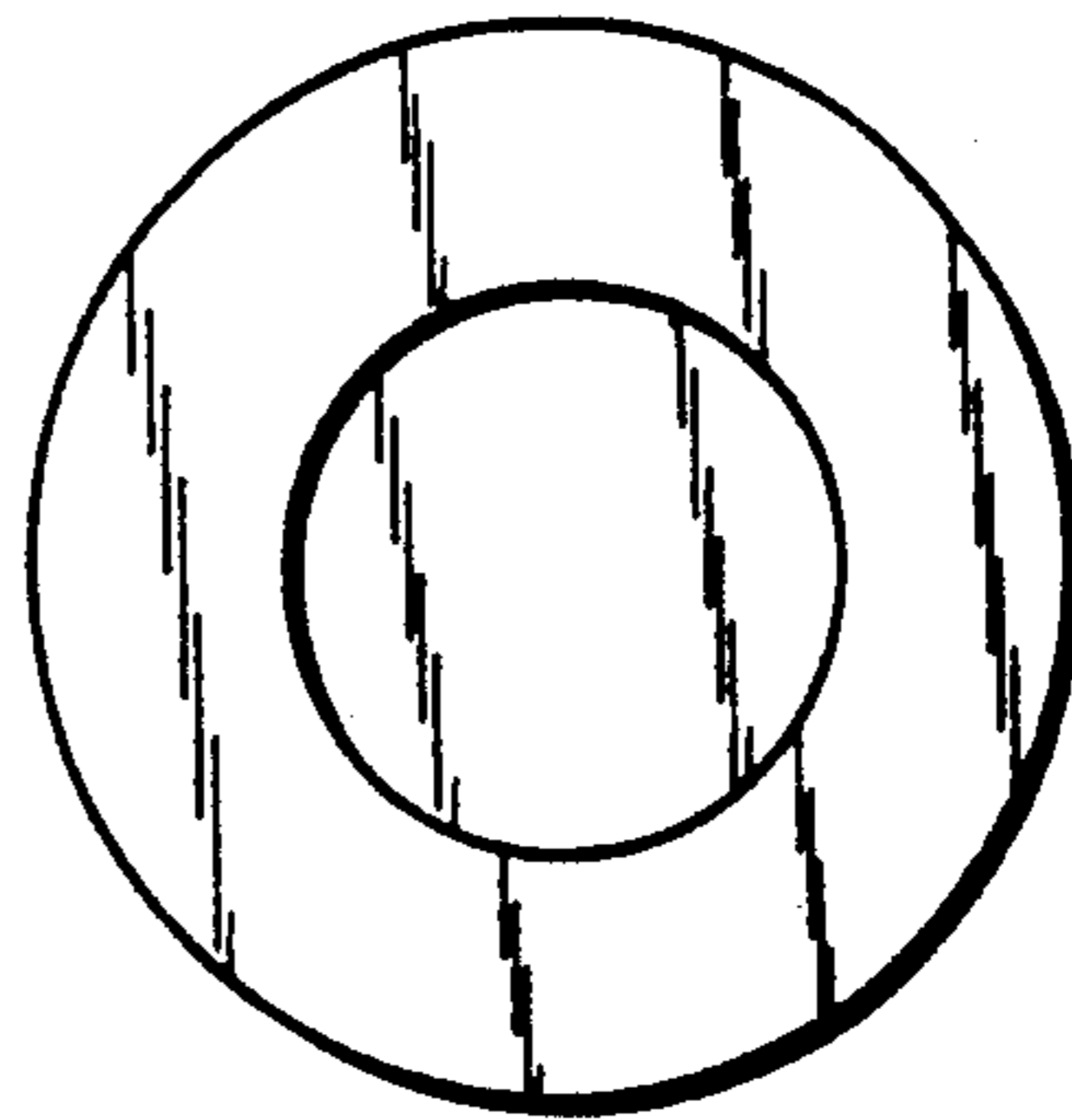


FIG. 4

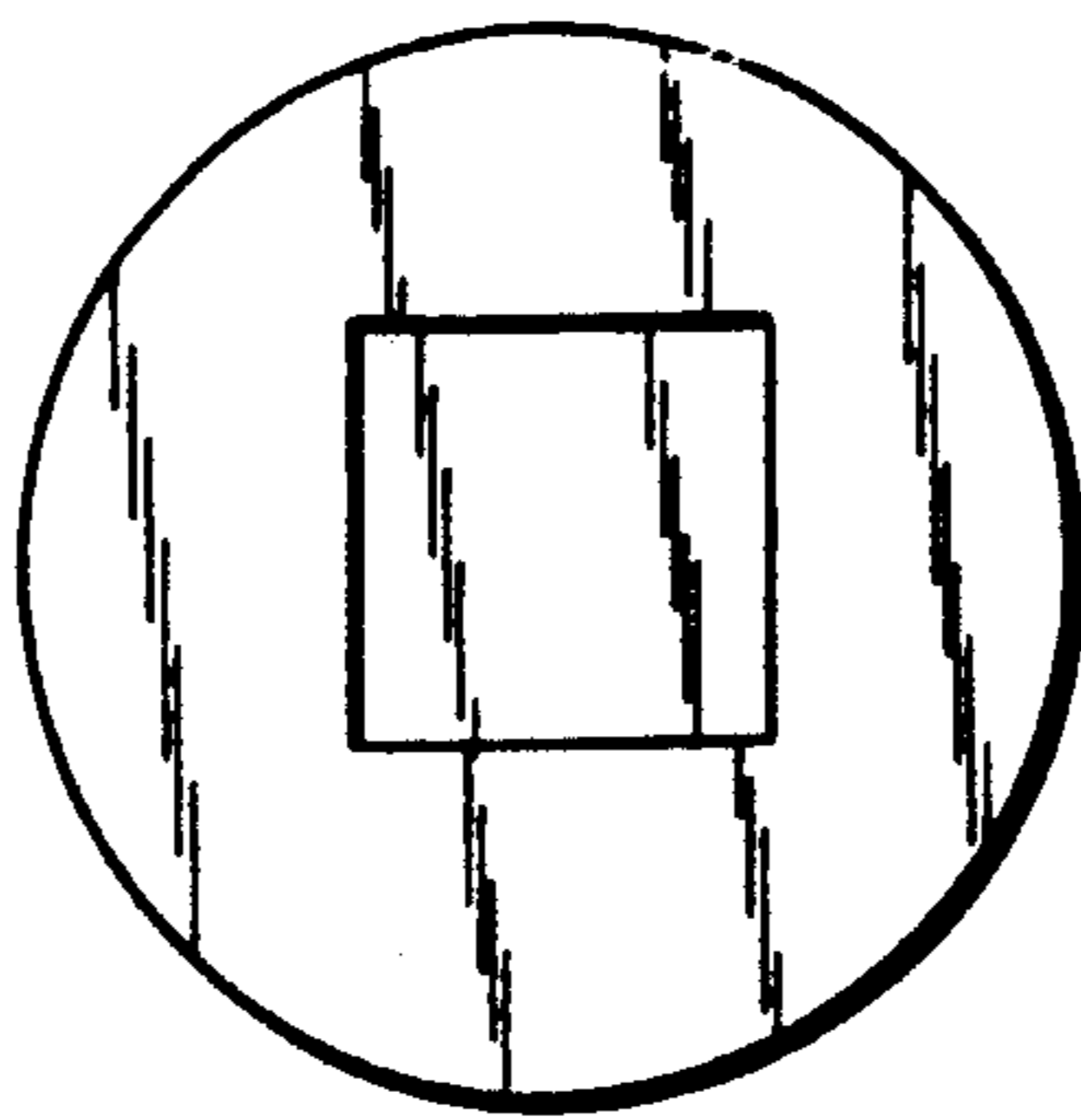


FIG. 5

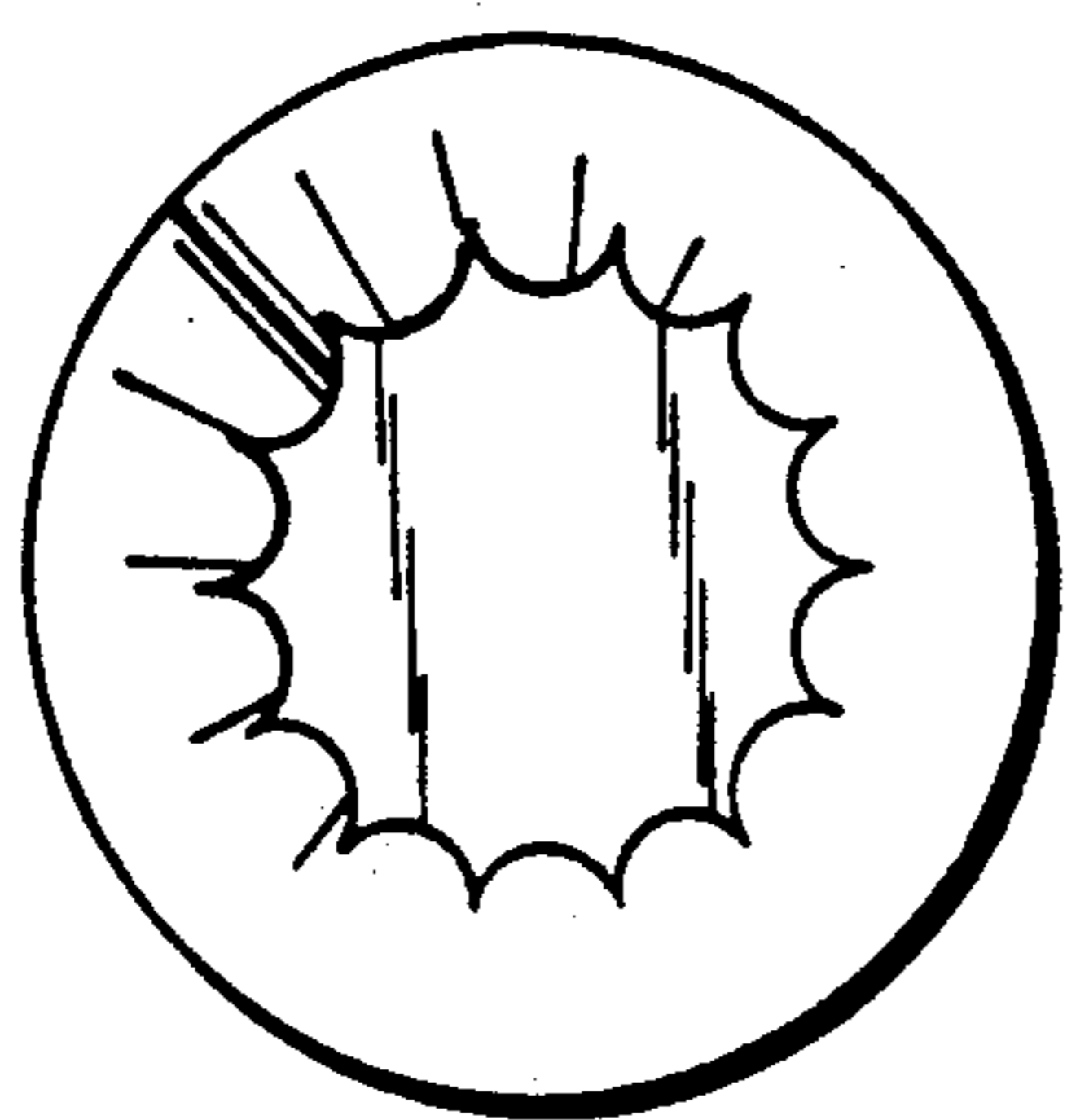


FIG. 1

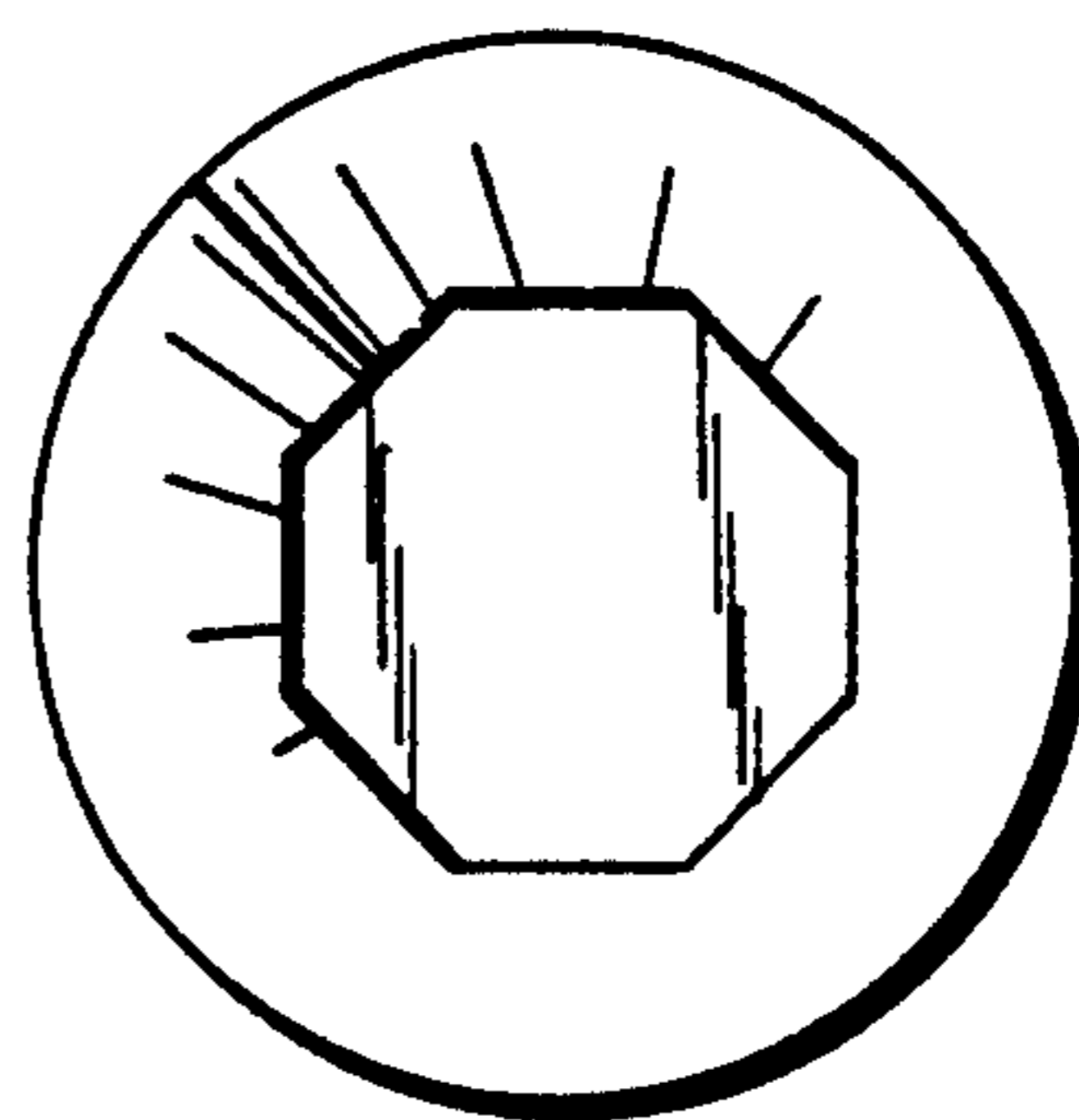


FIG. 2



FIG. 3

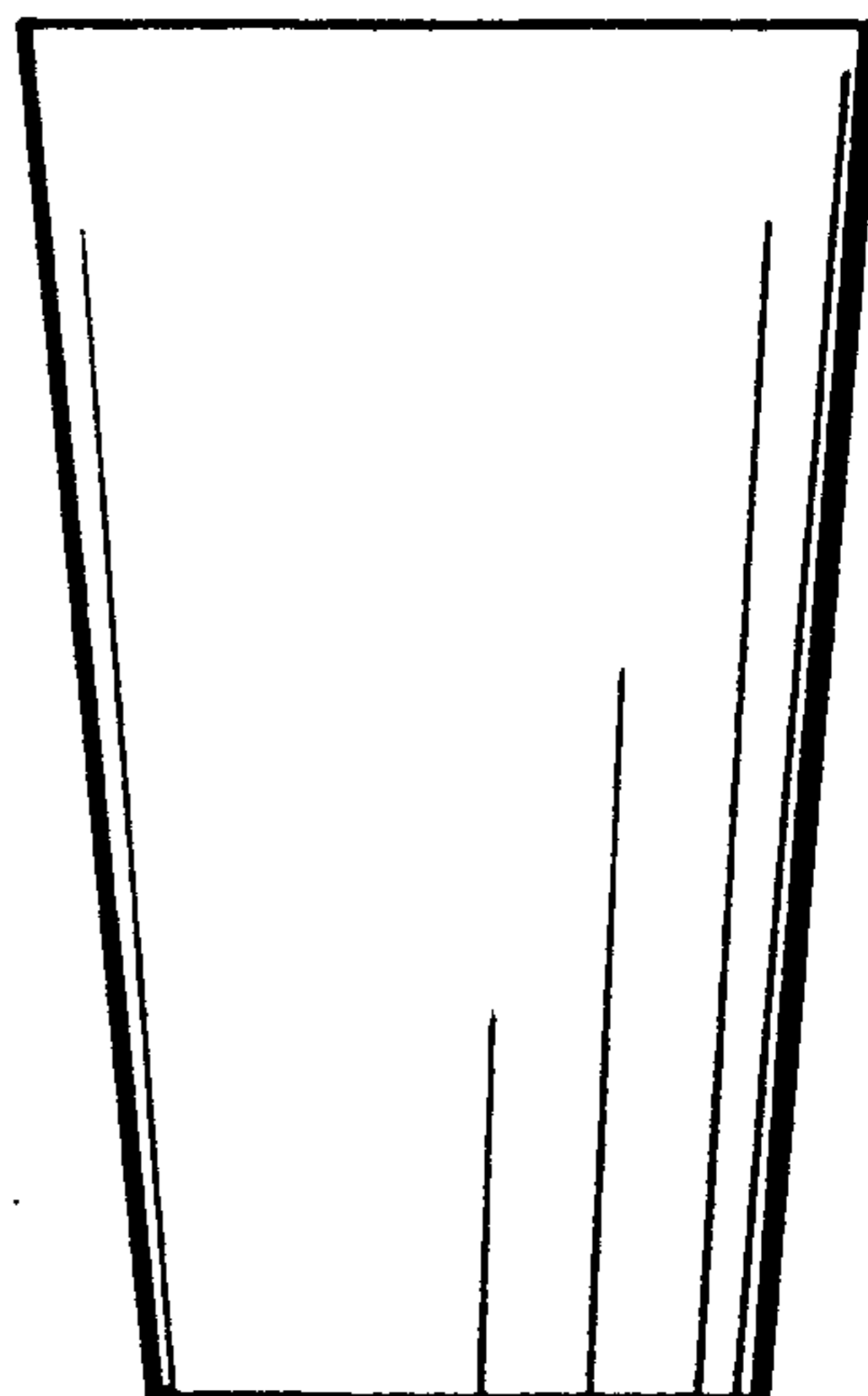


FIG. 4