



US00D326233S

# United States Patent [19]

[11] Patent Number: **Des. 326,233**

**Burgener**

[45] Date of Patent: **\*\* May 19, 1992**

[54] **WATCH**

[75] Inventor: **Eddy Burgener, Moutier, Switzerland**

[73] Assignee: **Swiss Army Brands, Ltd., Shelton, Conn.**

[\*\*] Term: **14 Years**

[21] Appl. No.: **417,003**

[22] Filed: **Oct. 4, 1989**

[30] **Foreign Application Priority Data**

Apr. 6, 1989 [WO] World Int. Prop.

O. .... DMA/000975

[52] U.S. Cl. .... **D10/39; D10/126**

[58] Field of Search .... **D10/1-40, D10/122-132; 368/280-282, 285, 276-277, 223, 228, 232**

[56] **References Cited**

**U.S. PATENT DOCUMENTS**

D. 195,421	6/1963	Huguenin	.....	D10/39
D. 303,504	9/1989	Hysek	.....	D10/32
D. 303,770	10/1989	Woomer	.....	D10/39
D. 309,113	7/1990	Schoepfer	.....	D10/32
D. 317,265	6/1991	Giolla	.....	D10/39

**FOREIGN PATENT DOCUMENTS**

204293 4/1939 Switzerland ..... 368/285

**OTHER PUBLICATIONS**

Jewelers' Circular-Keystone—Apr. 1988—p. 87—Watches at left-center.

Swiss Watch & Jewellery Journal—Feb. 1988—p. 348—Watches at center.

European Jeweler (U.Z.)—Mar. 1982, p. 127—Watch at bottom-right.

Primary Examiner—Nelson C. Holtje

[57] **CLAIM**

The ornamental design for a watch, as shown.

**DESCRIPTION**

FIG. 1 is a front elevational view of a watch showing my new design, the broken line showings of straps being environmental only and forming no part of the claimed design;

FIG. 2 is a rear elevational view thereof;

FIG. 3 is a left side elevational view thereof;

FIG. 4 is a right side elevational view thereof;

FIG. 5 is a top plan view thereof;

FIG. 6 is a bottom plan view thereof;

FIG. 7 is a front elevational view of a second embodiment of my new design of FIGS. 1-6;

FIG. 8 is a right side elevational view thereof;

FIG. 9 is a left side elevational view thereof; and,

FIG. 10 is a top plan view thereof, the bottom plan view being a mirror image.

The rear of the second embodiment is identical to FIG. 2.






FIG. 1




FIG. 8



FIG. 9




FIG. 10



FIG. 7

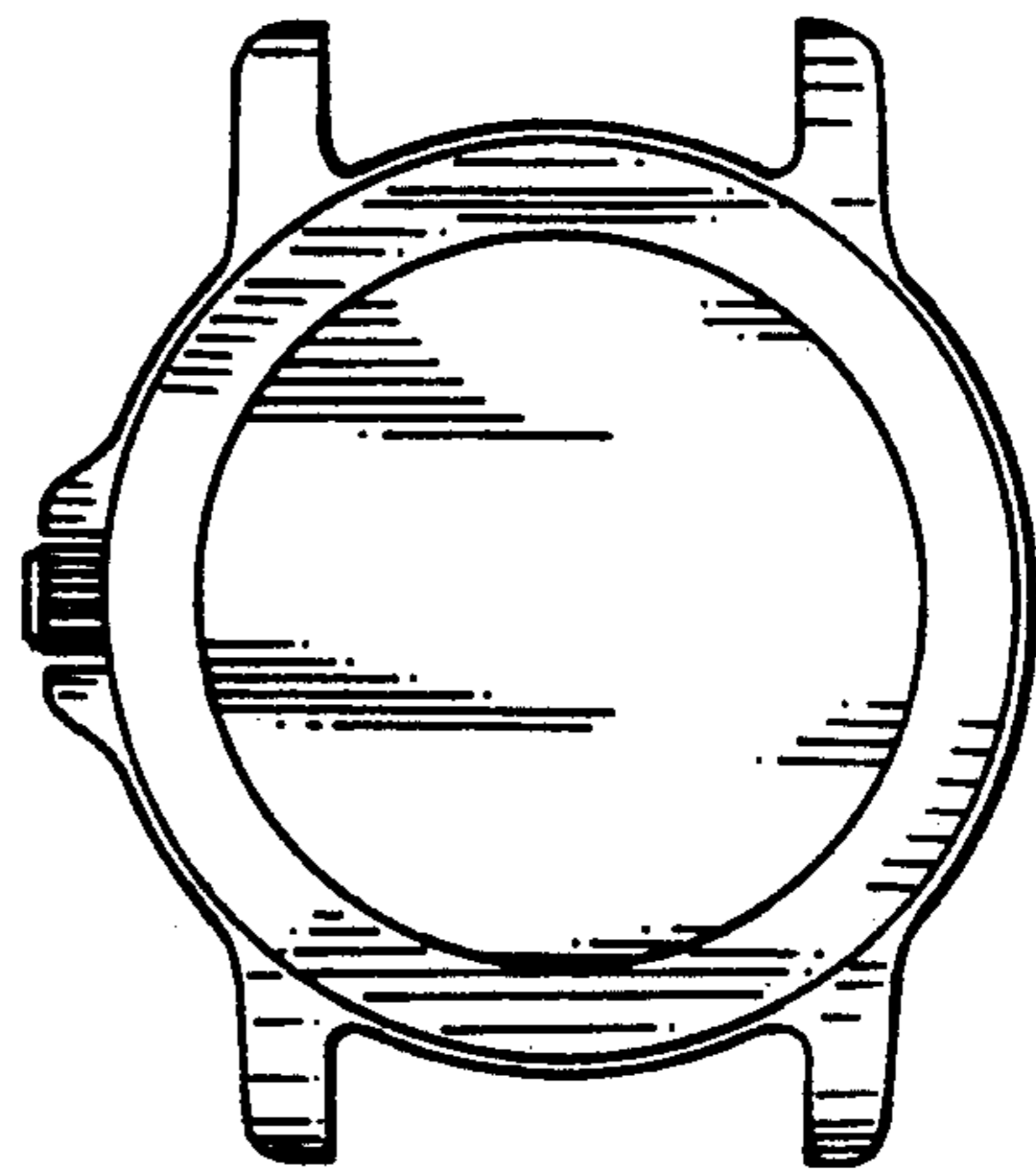


FIG. 2

FIG. 3




FIG. 4



FIG. 5




FIG. 6

