



US00D326226S

# United States Patent [19]

Gerhart

[11] Patent Number: **Des. 326,226**

[45] Date of Patent: **\*\* May 19, 1992**

[54] **PACKAGING CONTAINER**

402,550 4/1889 Willbrandt ..... 206/234  
4,863,034 9/1989 Contreras, Sr. .... 206/561 X

[75] Inventor: **Mark D. Gerhart, Ridley Park, Pa.**

[73] Assignee: **Scott Paper Company, Philadelphia, Pa.**

[\*\*] Term: **14 Years**

[21] Appl. No.: **367,511**

[22] Filed: **Jun. 16, 1989**

[52] U.S. Cl. .... **D9/423; D28/78; D28/83**

[58] Field of Search ..... **D9/341, 420, 423, 432, D9/422, 424; D3/39; D28/76, 77, 78, 82, 83, 73; 206/581, 38, 823, 234**

[56] **References Cited**

### U.S. PATENT DOCUMENTS

D. 276,794 12/1984 Urion ..... D9/420  
D. 278,276 4/1985 Bakic ..... D28/78  
D. 281,827 12/1985 Bakic ..... D9/426 X  
D. 282,690 2/1986 Legrottaglie ..... D28/83  
D. 285,414 9/1986 Goetz et al. .... D9/420

### OTHER PUBLICATIONS

Hong Kong Enterprise, Jul. 1987, p. 17, Item #8710 top right of the page.

Modern Packaging, 1958, p. 341, as shown.

*Primary Examiner*—Melvin B. Feifer

*Assistant Examiner*—Prabhakar Deshmukh

*Attorney, Agent, or Firm*—Mark G. Bocchetti; John W. Kane, Jr.

### [57] CLAIM

The ornamental design for a packaging container, as shown and described.

### DESCRIPTION

FIG. 1 is a perspective view of the packaging container showing my new design;

FIG. 2 is a top plan view thereof;

FIG. 3 is a front elevation thereof;

FIG. 4 is a right side elevation thereof;

FIG. 5 is a left side elevation thereof; and,

FIG. 6 is a rear elevation thereof.





Fig. 1




Fig. 2




Fig. 3




Fig. 4




Fig. 5




Fig. 6