



US00D326222S

United States Patent [19]

[11] Patent Number: Des. 326,222

McAtarian

[45] Date of Patent: ** May 19, 1992

[54] VACUUM-PACKED FOIL PACKAGE

[76] Inventor: Frank J. McAtarian, 416 Edgewood Pl., Rutherford, N.J. 07070

[**] Term: 14 Years

[21] Appl. No.: 471,134

[22] Filed: Jan. 26, 1990

[52] U.S. Cl. D9/345; D9/305

[58] Field of Search D9/341, 345, 347, 305, D9/306, 915; 206/484, 484.1, 484.2, 524.8, 829, 525; 383/38, 39, 107, 106, 100, 216; 426/106, 107

[56] **References Cited**

U.S. PATENT DOCUMENTS

D. 149,873	6/1948	Hay	D9/305
D. 250,249	11/1978	Flecken	D9/345 X
D. 297,306	8/1988	King	D9/305
2,870,954	1/1959	Kulesza	206/524.8
3,503,759	3/1970	Wilton	383/38 X
4,411,358	10/1983	Bennwik et al.	383/38 X
4,539,793	9/1985	Malek	206/484 X
4,823,961	4/1989	Griesbach et al.	206/524.8 X

OTHER PUBLICATIONS

Wall Street Journal, Eastern Edition, p. 6 as shown.

Modern Packaging, 1956, p. 263 top right of the page.
Modern Packaging, 1956, p. 21 Cellothene Package.
Modern Packaging, 12-1974, p. 39 top right of the page.


Primary Examiner—Bernard Ansher
Assistant Examiner—Prabhakar Deshmukh
Attorney, Agent, or Firm—W. Patrick Quast

[57] **CLAIM**

The ornamental design for a vacuum-packed foil package, as shown and described.

DESCRIPTION

FIG. 1 is a perspective view of a vacuum packed foil package showing my new design;
FIG. 2 is a top plan view thereof;
FIG. 3 is a bottom plan view thereof;
FIG. 4 is a front elevational view thereof;
FIG. 5 is a right side elevational view thereof;
FIG. 6 is a rear elevational view thereof;
FIG. 7 is a left side elevational view thereof;
FIG. 8 is a bottom plan view of a second embodiment of FIG. 1;
FIG. 9 is a front elevational view of FIG. 8;
FIG. 10 is a right side elevational view of FIG. 8;
FIG. 11 is a rear elevational view of FIG. 8;
FIG. 12 is a left side elevational view of FIG. 8.
The top plan view of FIG. 8 embodiment is similar to as shown in FIG. 2.



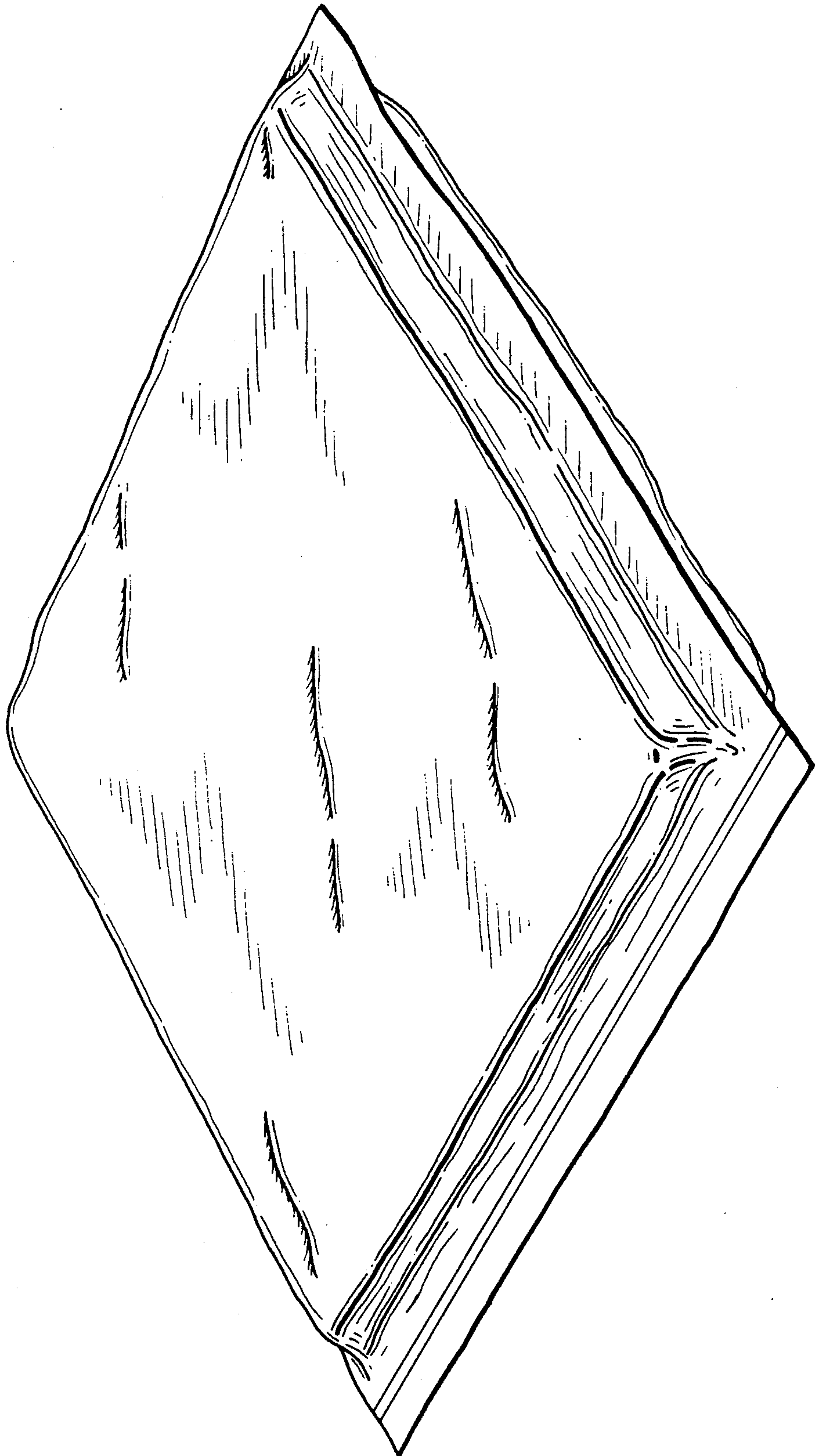


FIG-1

FIG-2




FIG-3




FIG-4




FIG-5




FIG-6




FIG-7




FIG-8




FIG-9




FIG-10




FIG-11




FIG-12

