



US00D326216S

United States Patent [19]

[11] Patent Number: **Des. 326,216**

Hampton

[45] Date of Patent: **** May 19, 1992**

[54] **COMMODE SEAT LIFT HANDLE**

[76] Inventor: **Harold J. Hampton, P.O. Box 224, Bryant, Ark. 72422**

[**] Term: **14 Years**

[21] Appl. No.: **532,990**

[22] Filed: **Jun. 4, 1990**

[52] U.S. Cl. **D8/307**

[58] Field of Search **D23/250-254, D23/310, 311; D8/300, 305, 307, 308, 311; 4/237, 251, 253; 16/111 R, 114**

[56] **References Cited**

U.S. PATENT DOCUMENTS

D. 191,497	10/1961	Hottle	D8/300
D. 245,095	7/1977	Murray	D23/309 X
D. 273,128	3/1984	Roddick	D8/307
D. 288,471	2/1987	Gladstone	D8/305
D. 295,603	5/1988	Giallourakis	D8/307
2,236,576	4/1941	Loebner	4/251

2,318,518	5/1943	Opperer	4/251
3,783,455	1/1974	Vanderbrook	4/251 X
4,129,907	12/1978	Vaughn et al.	4/251
4,574,401	3/1986	Nakajima	4/251
4,875,251	10/1989	Hazard	4/251 X

Primary Examiner—James R. Largen
Attorney, Agent, or Firm—Stephen D. Carver

[57] **CLAIM**

The ornamental design for a commode seat lift handle, as shown and described.

DESCRIPTION

FIG. 1 is a top perspective view of commode seat lift handle showing my new design;
FIG. 2 is a top plan view thereof;
FIG. 3 is a bottom plan view thereof;
FIG. 4 is a left side elevational view thereof, the right side view being a mirror image of the left side;
FIG. 5 is a front elevational view; and,
FIG. 6 is a rear elevational view thereof.

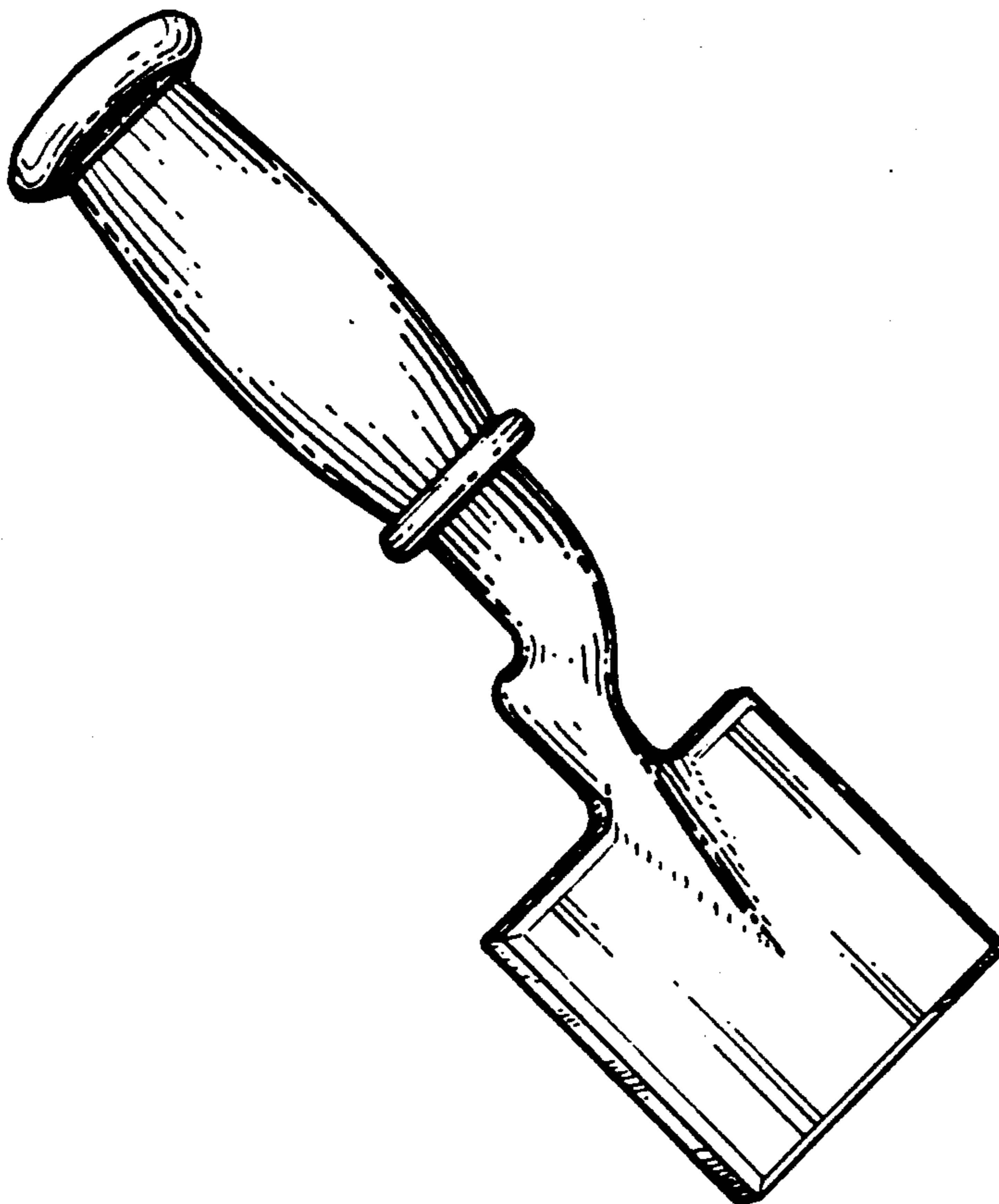


FIG. 1

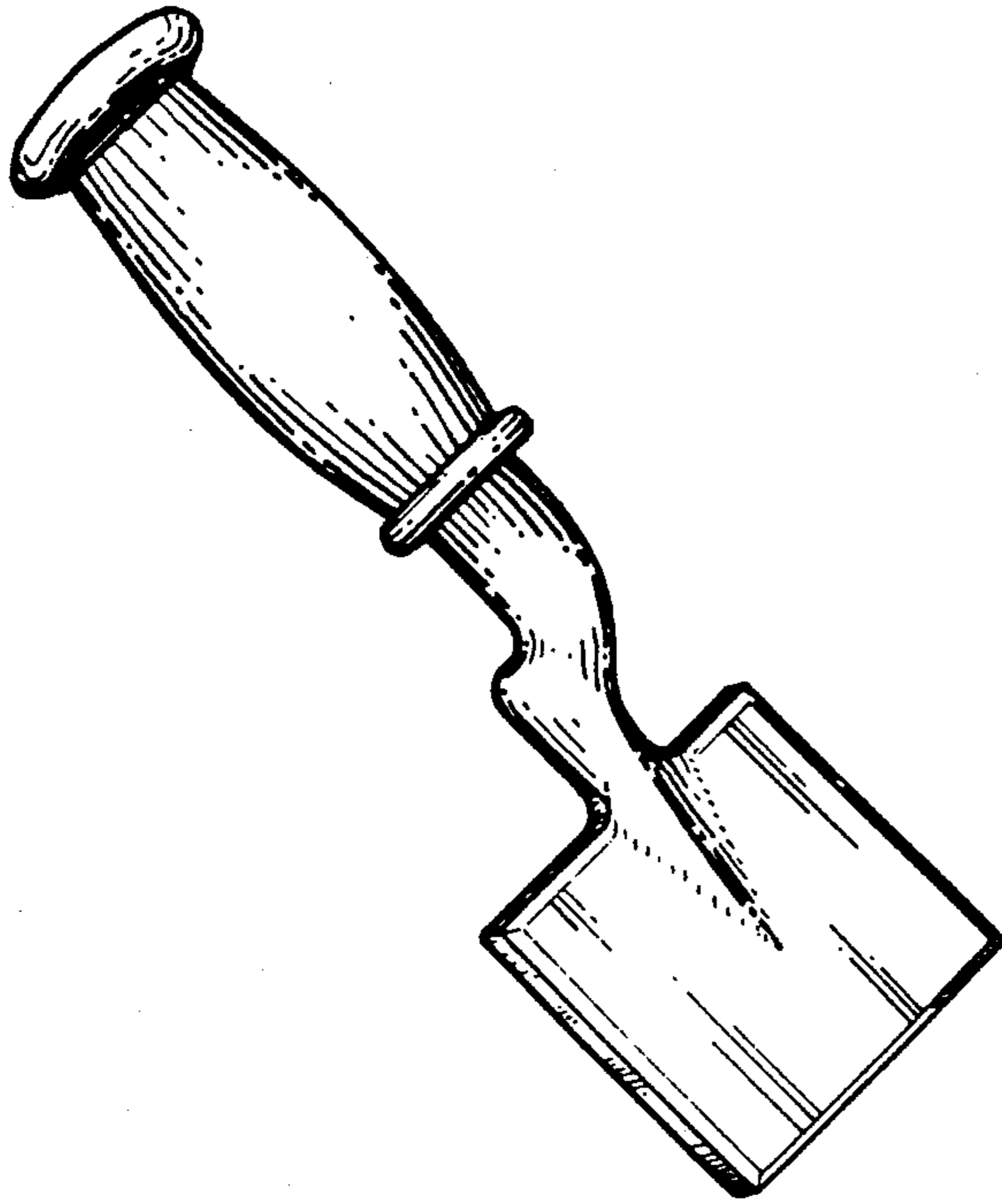


FIG. 2

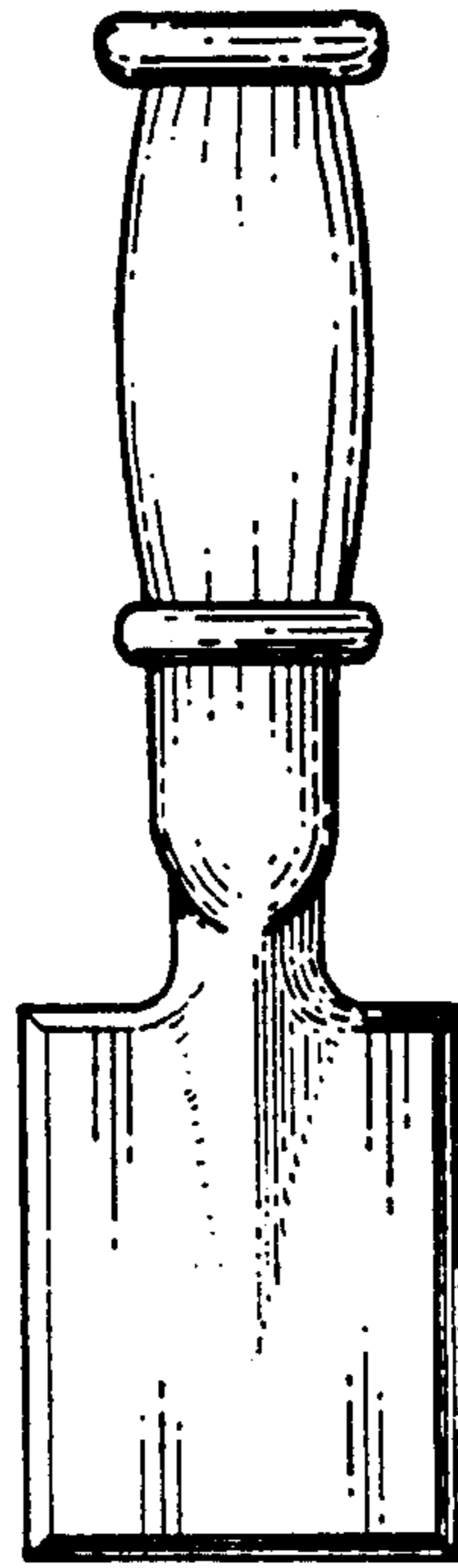


FIG. 3

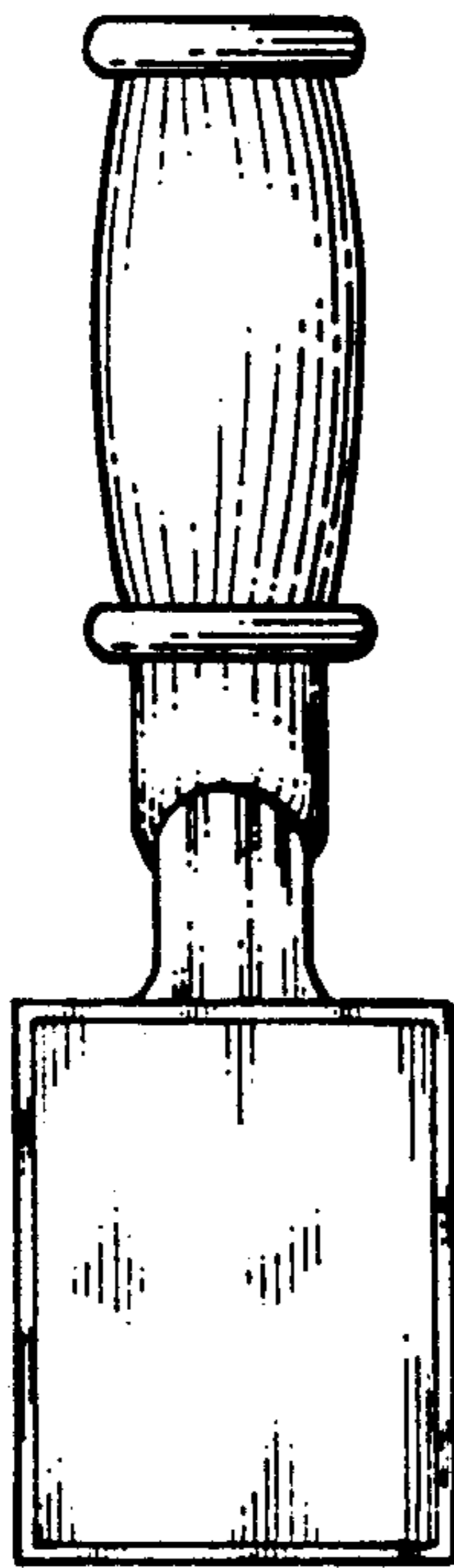


FIG. 4

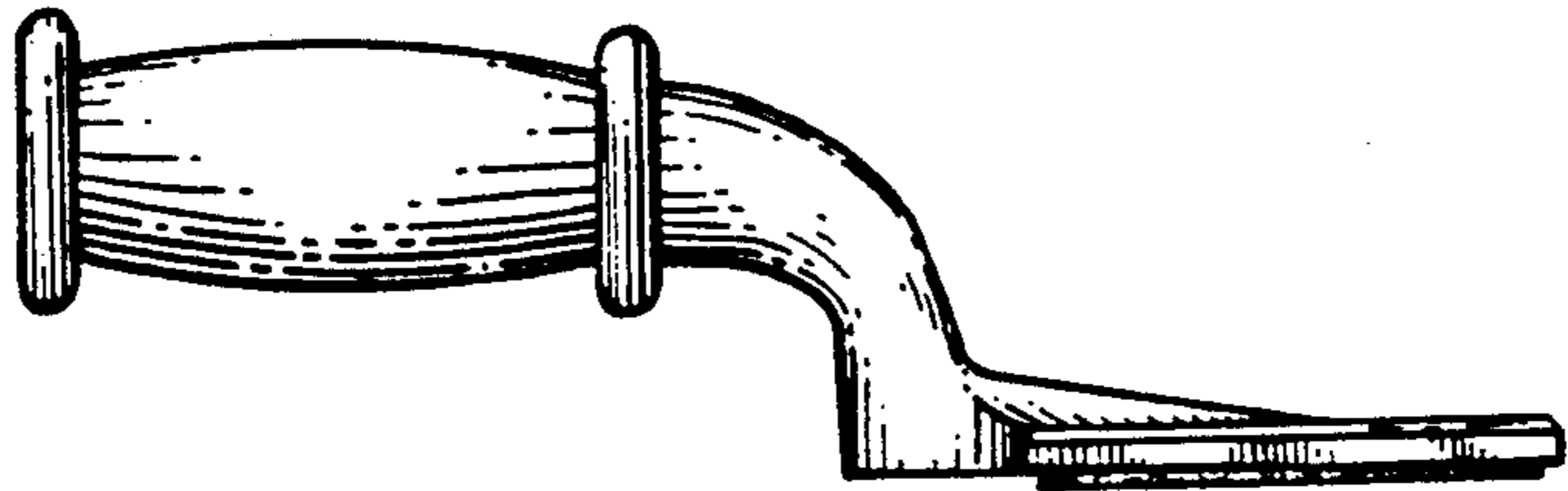


FIG. 5




FIG. 6

