



US00D326208S

# United States Patent [19]

[11] Patent Number: **Des. 326,208**

**Unger**

[45] Date of Patent: **\*\* May 19, 1992**

[54] **CUP OR SIMILAR ARTICLE**

[75] Inventor: **Steve A. Unger, Manilus, N.Y.**

[73] Assignee: **Syracuse China Corporation,  
Syracuse, N.Y.**

[\*\*] Term: **14 Years**

[21] Appl. No.: **321,349**

[22] Filed: **Mar. 10, 1989**

[52] U.S. Cl. .... **D7/536**

[58] Field of Search ..... **D7/509-514,  
D7/519-521, 523, 533-536, 531, 532, 396.4,  
396.5, 584, 585**

[56] **References Cited**

**U.S. PATENT DOCUMENTS**

D. 89,391	3/1933	Fisher	.....	D7/536
D. 100,852	8/1936	Cowan	.....	D7/536
D. 131,032	1/1942	Kupper	.....	D7/535
D. 167,936	10/1952	Folley	.....	D7/535
D. 206,891	2/1967	Allen et al.	.....	D7/535
D. 266,298	9/1982	Moskal	.....	D7/521

**OTHER PUBLICATIONS**

*Jackson China*, ©1972 postmarked Jun. 6, 1975, p. 7  
"Swirl"—handled and unhandled cups shown.

*Noritake Has More Beautiful Ways*, Form F/C 83, p. 35,  
cup in right center panel, (B 976), "Ice Flower".  
*Hall Artisan "Cimarron"*, Brochure Jul. 8 1976, Cups/  
handled and unhandled with smooth and ribbed walls.

*Primary Examiner*—Winifred E. Herrmann  
*Attorney, Agent, or Firm*—Cushman, Darby & Cushman

[57] **CLAIM**

The ornamental design for the cup or similar article, as shown and described.

**DESCRIPTION**

FIG. 1 is a side elevational view of a cup or similar article showing my new design, the opposite side is a mirror image;

FIG. 2 is an end elevational view taken from the left side of FIG. 1;


FIG. 3 is an end elevational view taken from the right side of FIG. 1;

FIG. 4 is a top plan view thereof;

FIG. 5 is a bottom plan view thereof; and,

FIG. 6 is a cross-sectional view thereof taken along line 6—6 in FIG. 4.

The characteristic feature of my design resides in the single row of beads incised into the sidewall between two elongated grooves in combination with the configuration of the cup or similar article as best shown in FIGS. 1, 2 and 3 on the drawing.



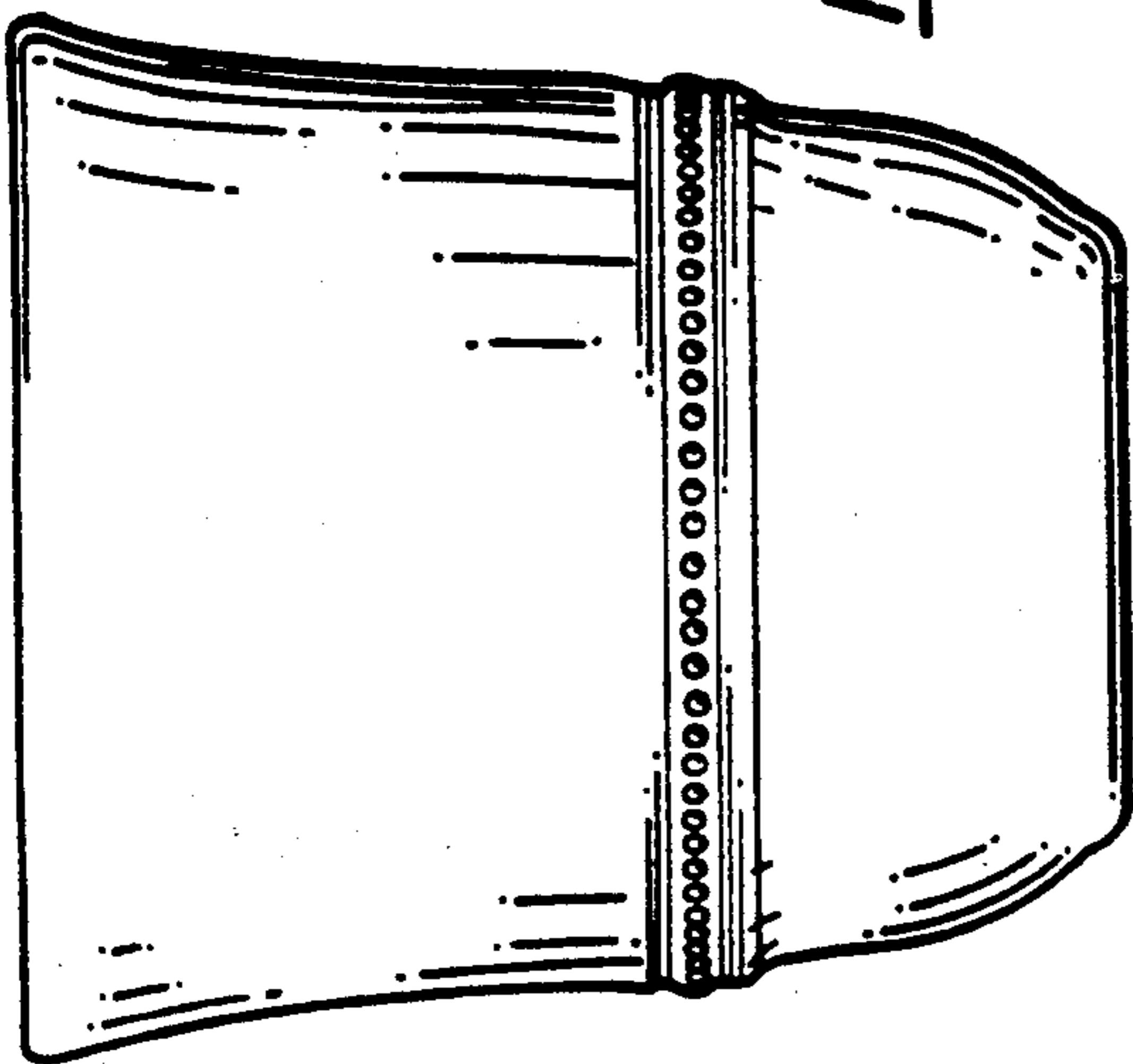


FIG. 2

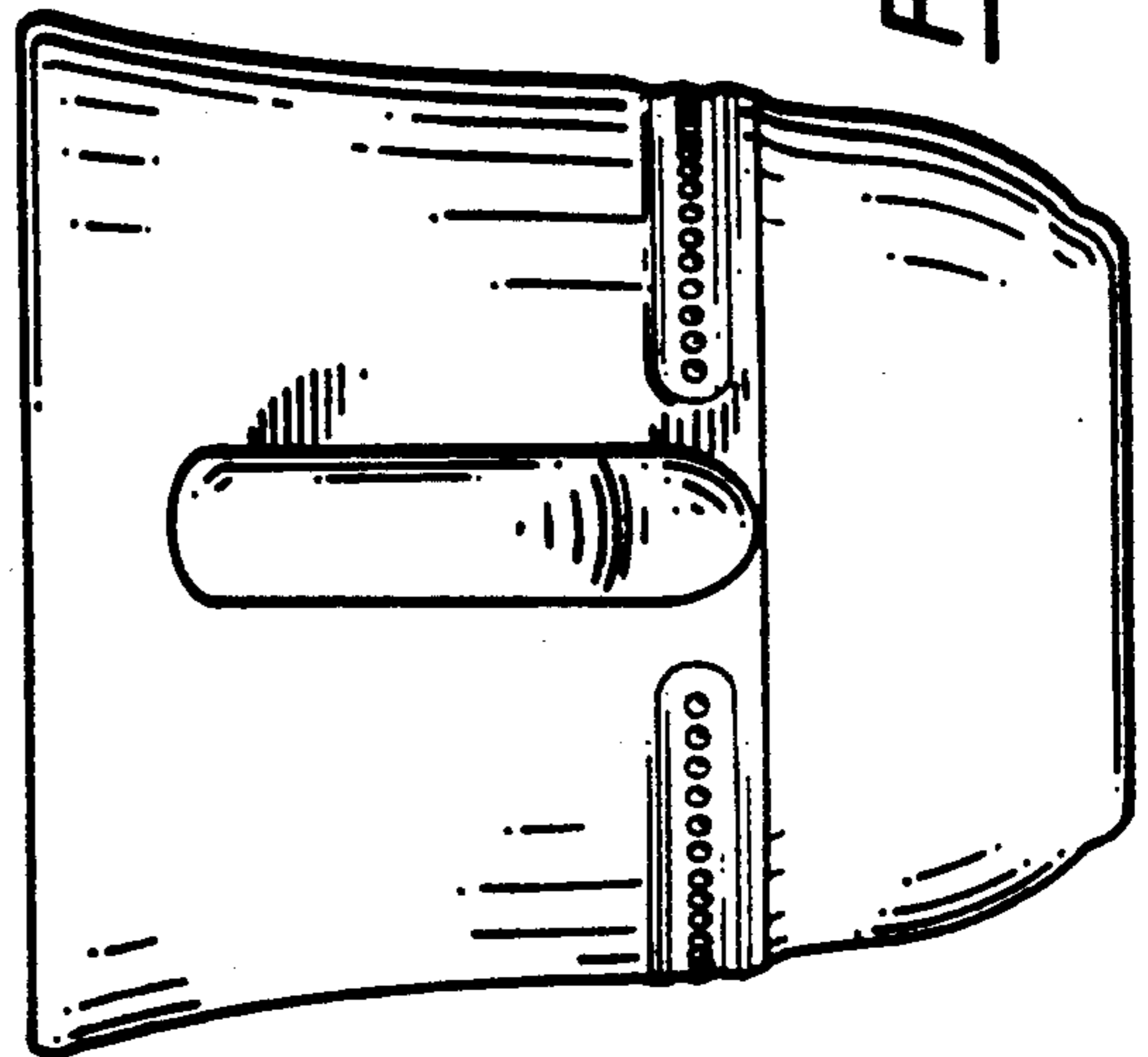


FIG. 3

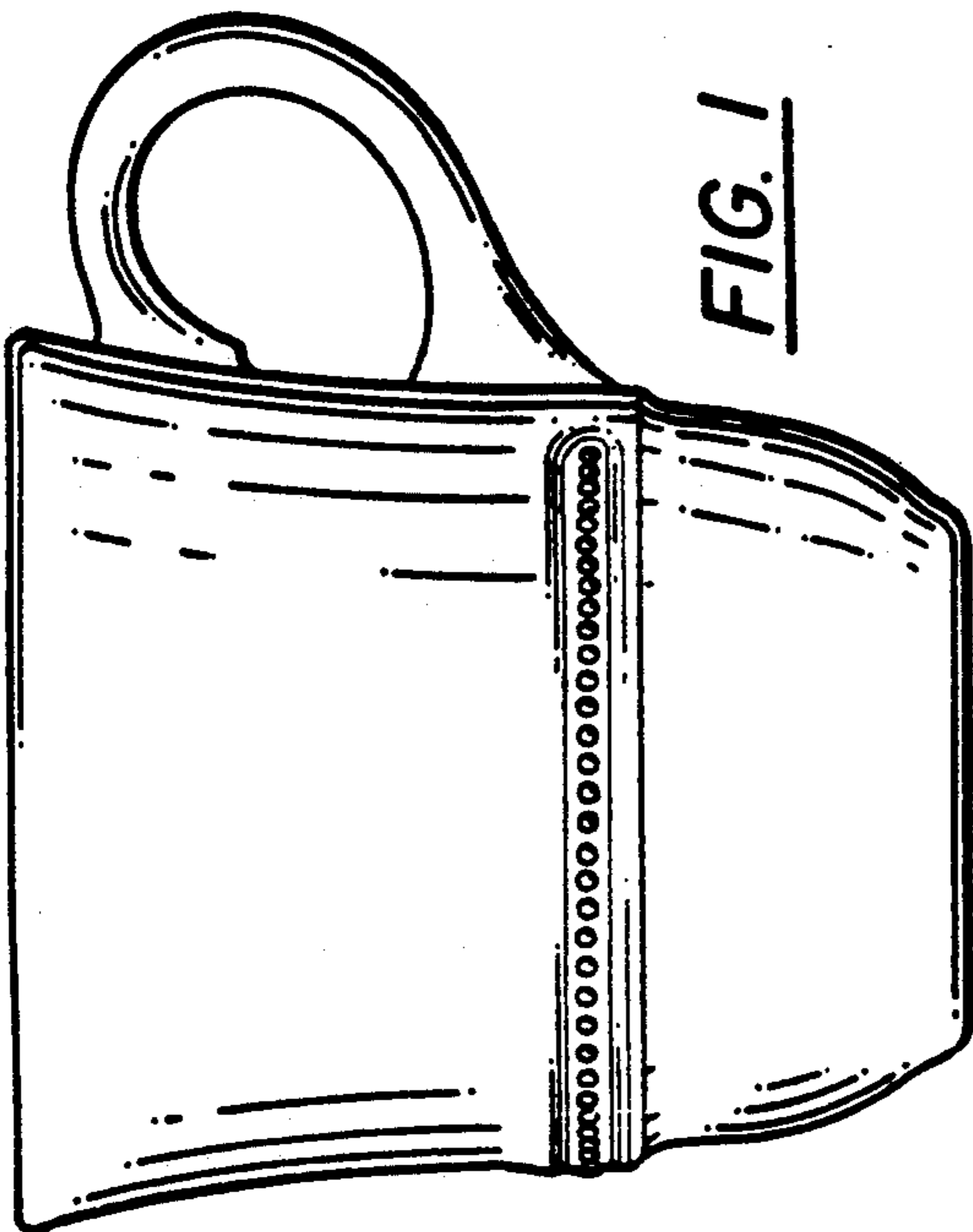


FIG. 1




FIG. 6

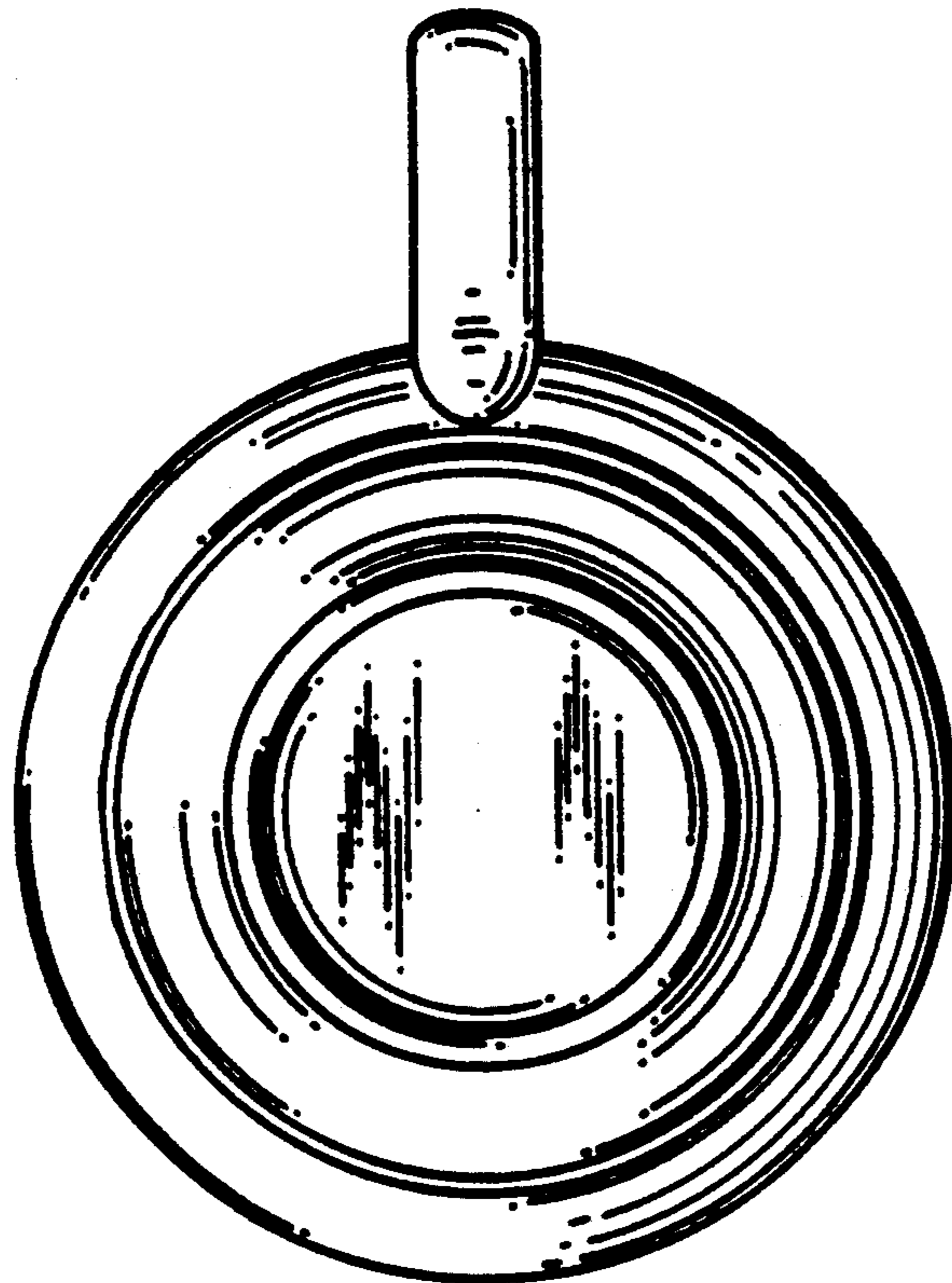


FIG. 5

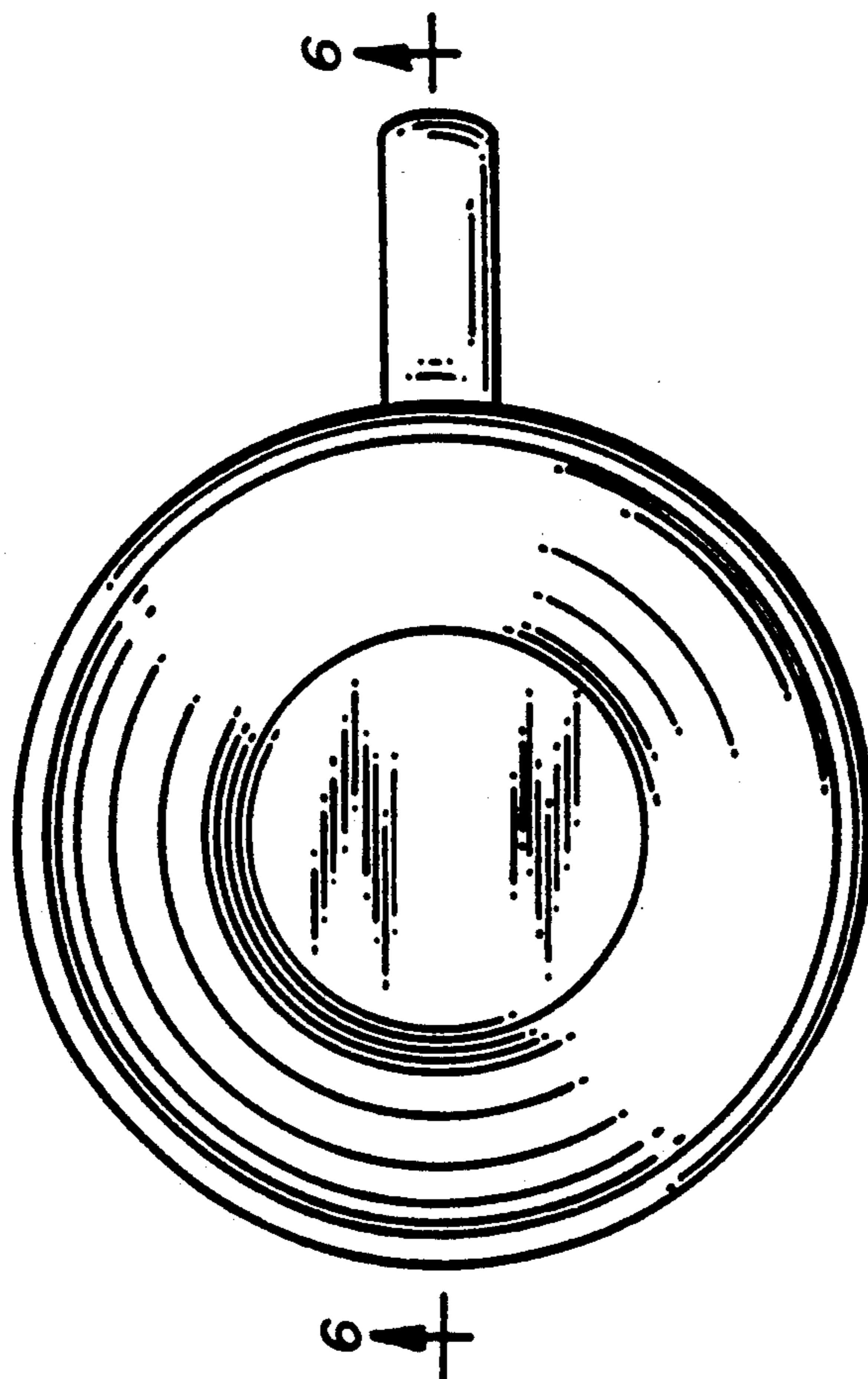


FIG. 4