



US00D326204S

# United States Patent [19]

[11] Patent Number: Des. 326,204

Main

[45] Date of Patent: \*\* May 19, 1992

[54] MATTRESS PAD

[76] Inventor: Ewan J. Main, 7 Pintail Court,  
Guelph, Ontario, Canada, N1C 1A8

[\*\*] Term: 14 Years

[21] Appl. No.: 441,936

[22] Filed: Nov. 27, 1989

[30] Foreign Application Priority Data  
Jan. 11, 1989 [CA] Canada ..... 0111894

[52] U.S. Cl. .... D6/596

[58] Field of Search ..... D6/595-596,  
D6/601, 604-606; 5/417, 420, 431, 434, 435,  
443, 448, 461, 470, 481-482

4,605,582 8/1986 Sias et al. .... 428/120  
4,620,337 11/1986 Williams et al. .... 5/464  
4,686,724 8/1987 Bedford ..... 5/468  
4,768,251 9/1988 Baskent ..... 5/464  
4,879,776 11/1989 Farley ..... 5/436  
4,955,096 9/1990 Gilroy et al. .... 5/464

Primary Examiner—Brian N. Vinson  
Attorney, Agent, or Firm—Baker & Daniels

## [57] CLAIM

The ornamental design for a mattress pad, as shown and described.

## DESCRIPTION

FIG. 1 is a top plan view of a mattress pad showing my new design, shown broken away for convenience of illustration;

FIG. 2 is a fragmentary top, front, and left side perspective view thereof, the rear portion being omitted for convenience of illustration;

FIG. 3 is a front elevational view thereof, the rear being a mirror image of that shown;

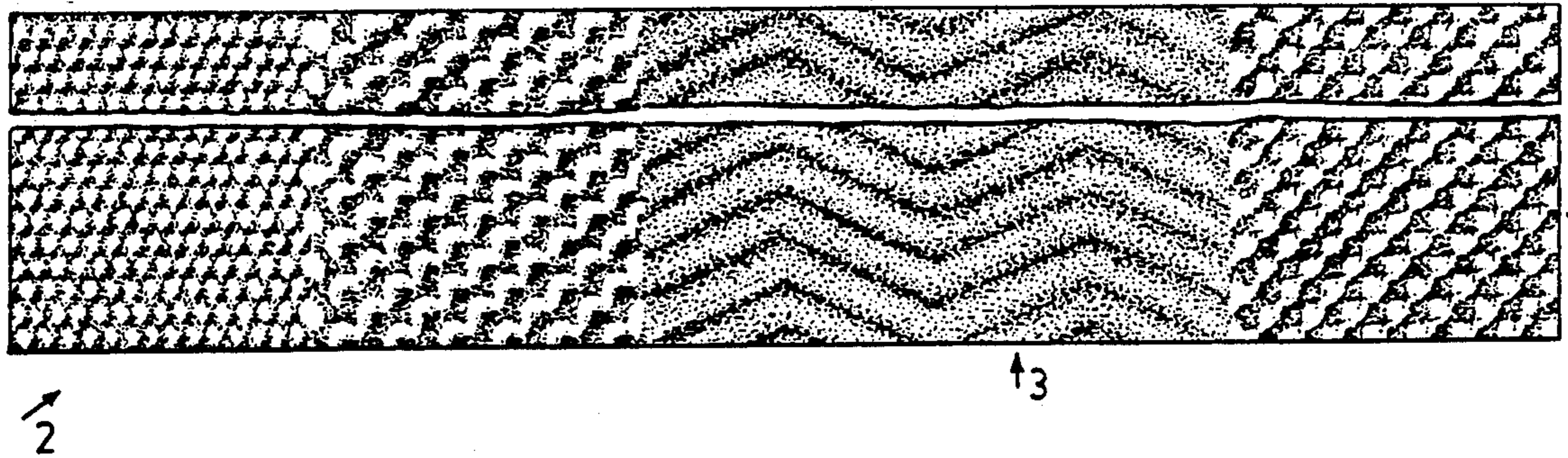

FIG. 4 is a right side elevational view thereof, the left side being a mirror image of that shown; and,


FIG. 5 is a bottom plan view thereof.

[56] References Cited

U.S. PATENT DOCUMENTS

D. 32,525	4/1900	Underwood	.....	D6/606 X
D. 307,690	5/1990	Raburn	.....	D6/606
D. 308,453	6/1990	Elrod	.....	D6/596
D. 311,108	10/1990	Farley	.....	D6/596
3,016,317	1/1962	Brunner	.....	5/420 X
4,603,445	8/1986	Spann	.....	5/481





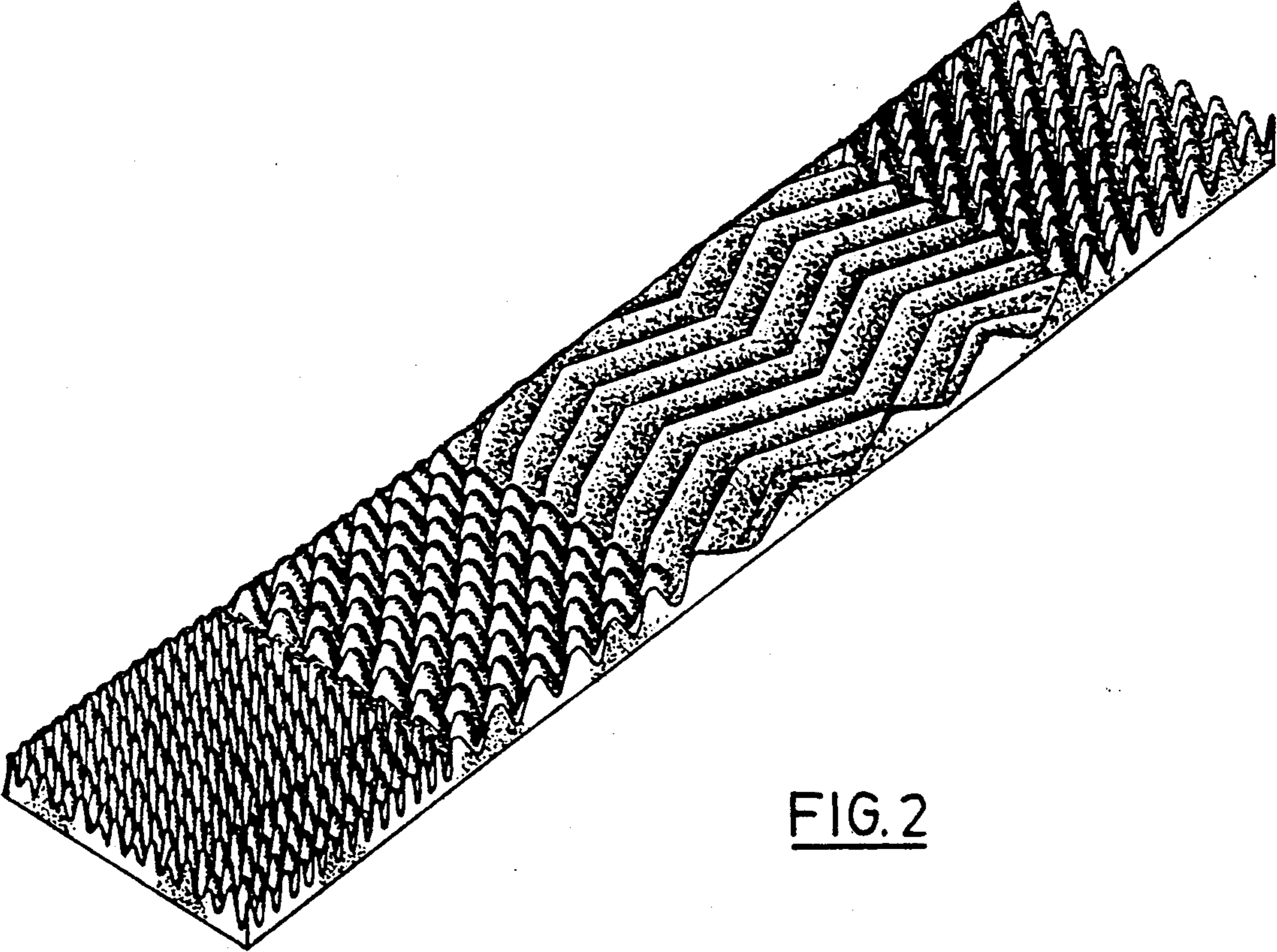


FIG. 2



FIG. 4




FIG. 5