



US00D326180S

United States Patent [19]

[11] Patent Number: **Des. 326,180**

Rogers

[45] Date of Patent: **** May 19, 1992**

[54] OUTSOLE BOTTOM

[75] Inventor: **Bruce E. Rogers, Portland, Oreg.**

[73] Assignee: **Nike, Inc. & Nike International Ltd., Beaverton, Oreg.**

[**] Term: **14 Years**

[21] Appl. No.: **634,741**

[22] Filed: **Jan. 9, 1991**

[52] U.S. Cl. **D2/320**

[58] Field of Search **D2/264, 265, 274, 317-322; 36/25 R, 28, 29, 30 R, 32 R, 43, 44, 59 R, 59 C, 112-116, 132, 136**

[56] References Cited

U.S. PATENT DOCUMENTS

D. 281,370	11/1985	Peel .	
D. 292,242	10/1987	Kelley .	
D. 296,149	6/1988	Diaz .	
D. 297,682	9/1988	Le	D2/320
D. 301,658	6/1989	Hase .	
D. 304,259	10/1989	Nakano .	
D. 308,592	6/1990	Kayano	D2/320
D. 311,447	10/1990	Hatfield	D2/320
D. 311,990	11/1990	Hatfield	D2/320
D. 313,114	12/1990	Aveni	D2/320
D. 315,442	3/1991	Kilgore	D2/320
D. 315,635	3/1991	Hatfield et al.	D2/320
4,130,947	12/1978	Denu	36/30 R

OTHER PUBLICATIONS

Nike Fall 1989 Footwear Catalog, pp. 22, 24, 26, 28, 58 and 126.

Nike Spring 1990 Footwear Catalog, pp. 22, 24, 26, 28, 30, 32 and 34.

Primary Examiner—Louis S. Zarfes

Attorney, Agent, or Firm—Banner, Birch, McKie & Beckett

[57] CLAIM

The ornamental design for an outsole bottom, as shown and described.

DESCRIPTION

FIG. 1 is a bottom plan view of an outsole bottom showing my new design;

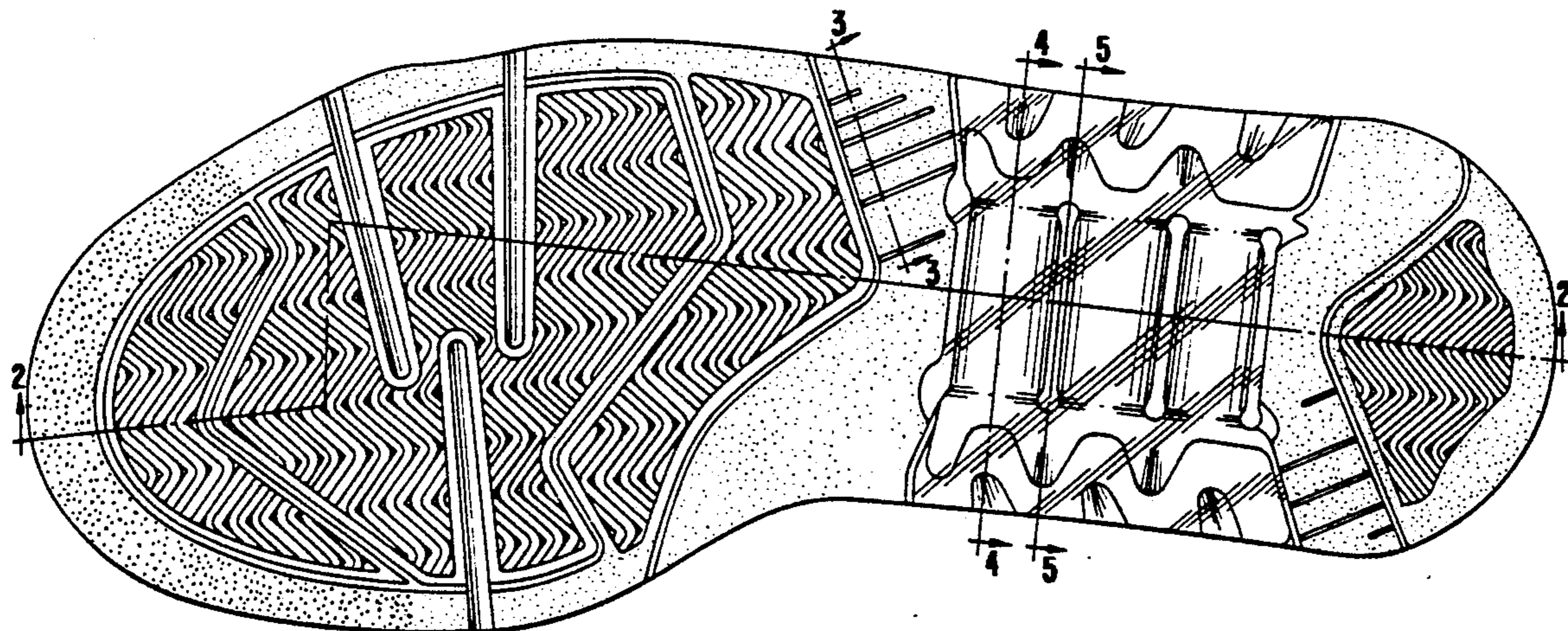
FIG. 2 is a cross sectional view of the outsole bottom taken along line 2—2 of FIG. 1;

FIG. 3 is a cross sectional view of the outsole bottom taken along line 3—3 of FIG. 1;

FIG. 4 is a cross sectional view of the outsole bottom taken along line 4—4 of FIG. 1; and,

FIG. 5 is a cross sectional view of the outsole bottom taken along line 5—5 of FIG. 1.

The broken line showing of cupped side surfaces of the sole and the internal top surfaces of the sole cross sections are for illustrative purposes and form no part of the claimed design.



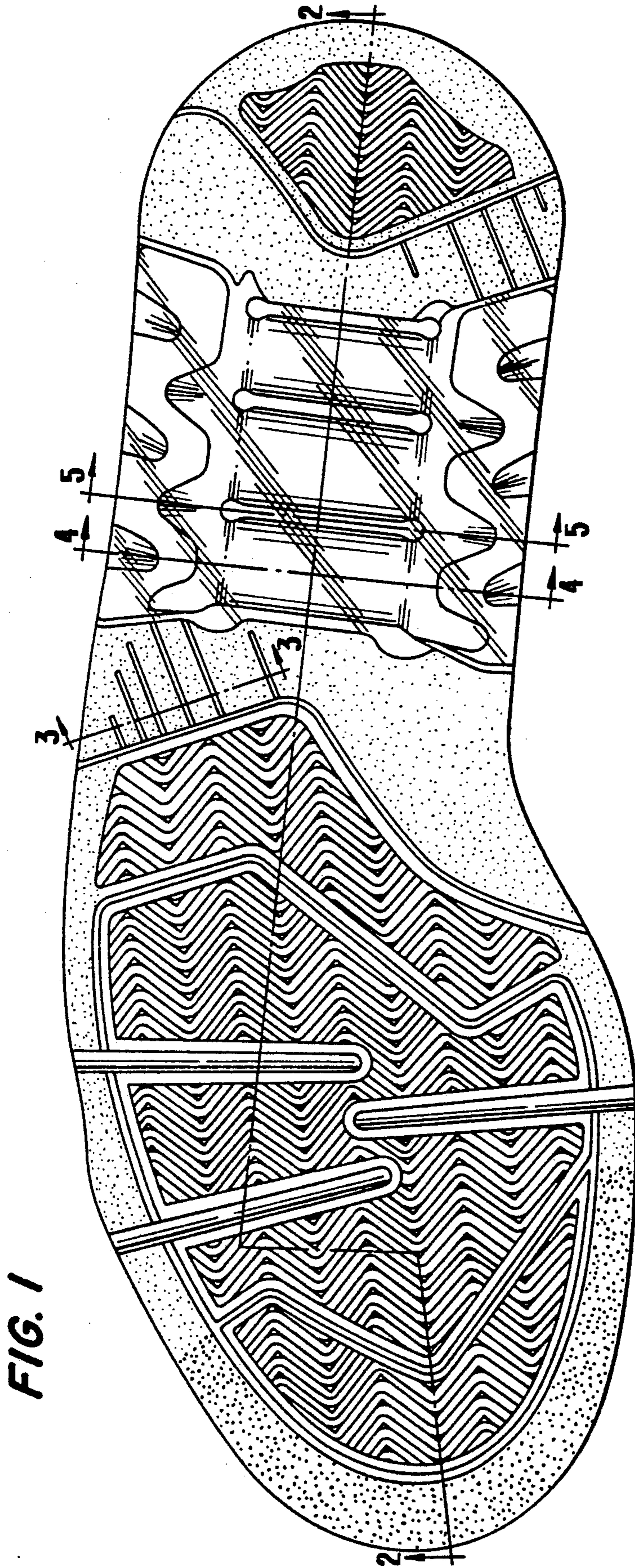


FIG. 1

FIG. 3



FIG. 2

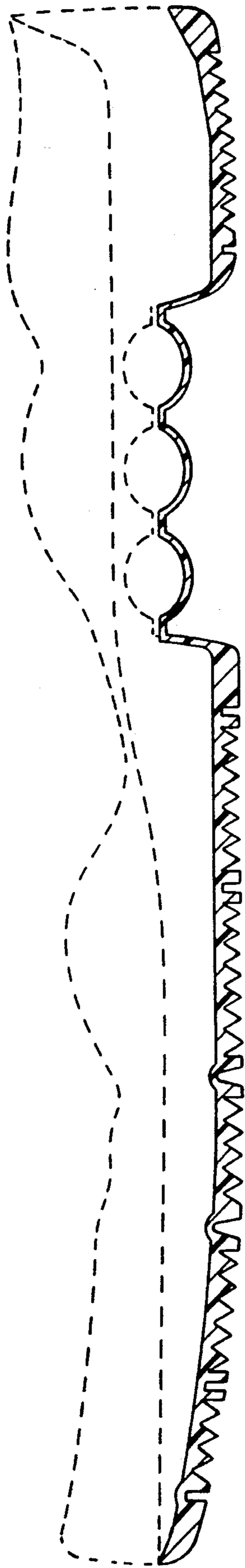


FIG. 5



FIG. 4

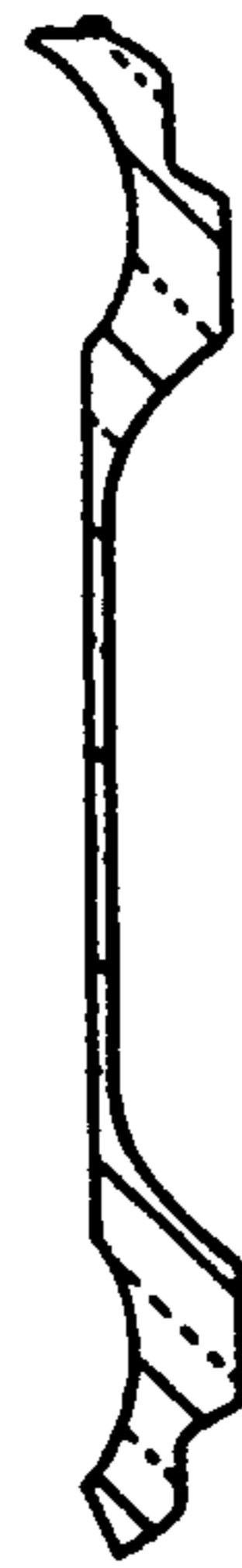


FIG. 6

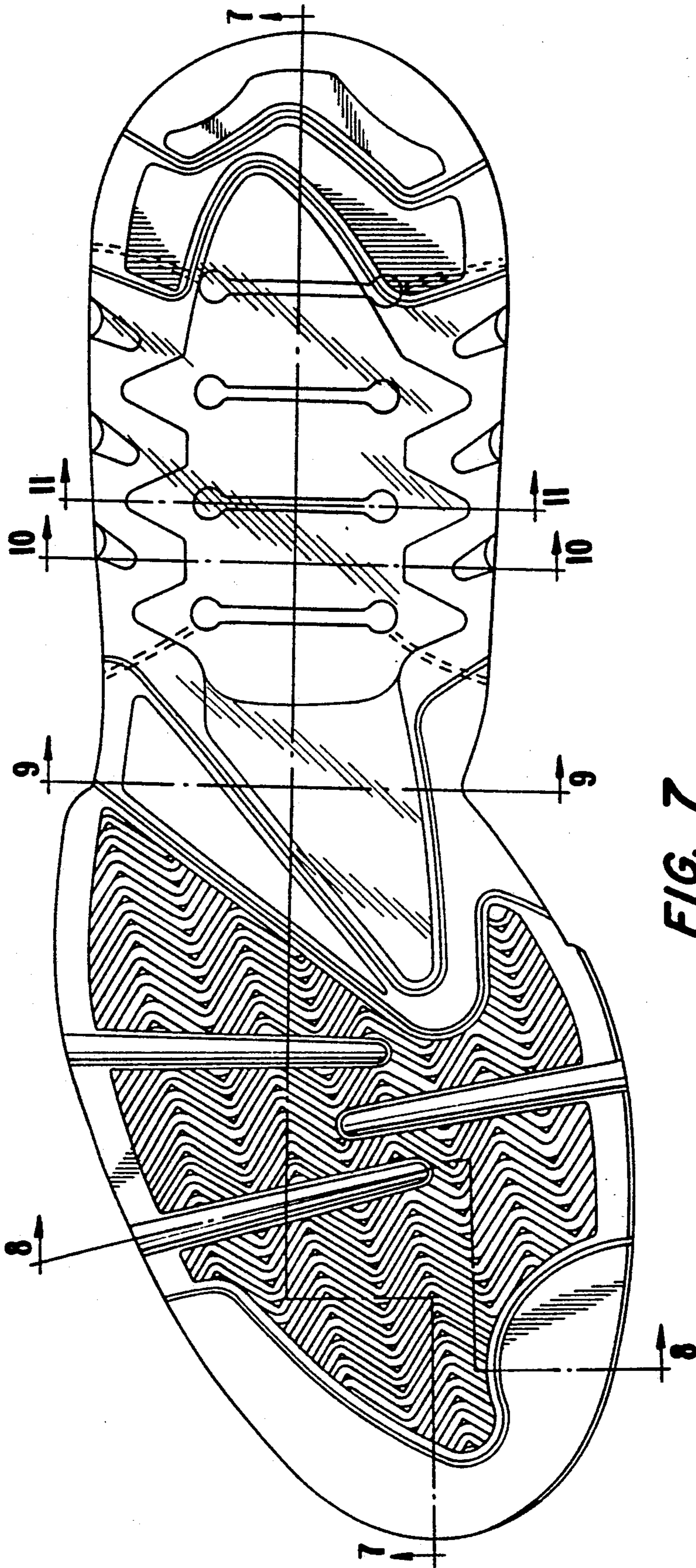


FIG. 7

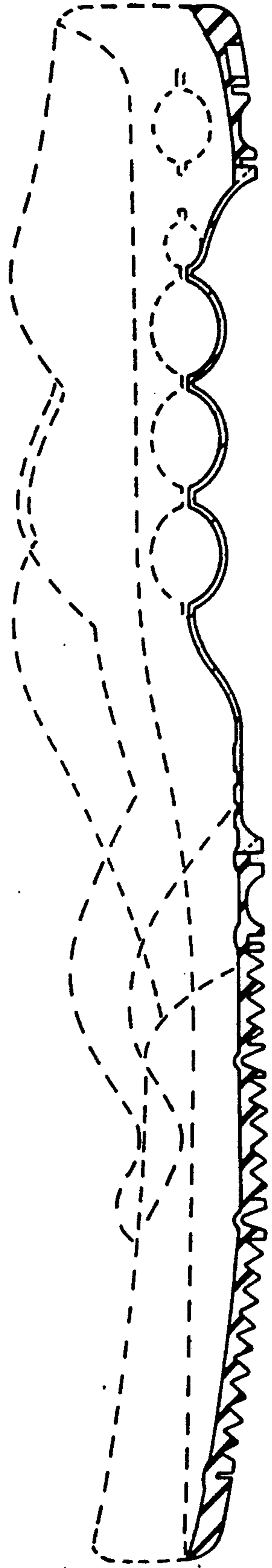


FIG. 8



FIG. 9



FIG. 10



FIG. 11

