



US00D326127S

United States Patent [19]

[11] Patent Number: **Des. 326,127**

Rink

[45] Date of Patent: **** May 12, 1992**

[54] GRIP FOR EXERCISER OR SIMILAR ARTICLE

[76] Inventor: **Arthur B. Rink**, 13482 Fox Lease Ct., Herndon, Va. 22071

[**] Term: **14 Years**

[21] Appl. No.: **567,667**

[22] Filed: **Aug. 15, 1990**

[52] U.S. Cl. **D21/198; D8/303**

[58] Field of Search **D21/191-199, D21/213, 212, 145; 272/67, 68, 74, 75, 93, 117, 143; D8/300, 303, 308; D22/118**

[56] **References Cited**

U.S. PATENT DOCUMENTS

D. 185,613 6/1959 Price D8/303

OTHER PUBLICATIONS

American Bicyclist & Motorcyclist, Jan. 1957, p. 18, "Model FG" Handle Grip.

American Bicyclist & Motorcyclist, Nov. 1960, p. 71, Item "Finger Style" Grip.

American Bicyclist & Motorcyclist, Jan. 1958, p. 7, "Favorite" Grip.

Primary Examiner—Charles A. Rademaker
Attorney, Agent, or Firm—Leon Gilden

[57] **CLAIM**

The ornamental design for a grip for exerciser or similar article, as shown and described.

DESCRIPTION

FIG. 1 is a front elevational view of a grip for exerciser or similar article showing my new design; FIG. 2 is a rear elevational view thereof; FIG. 3 is a left side elevational view thereof; FIG. 4 is a right side elevational view thereof; FIG. 5 is a top plan view thereof; and, FIG. 6 is a bottom plan view thereof.




FIG. 1




FIG. 2




FIG. 3

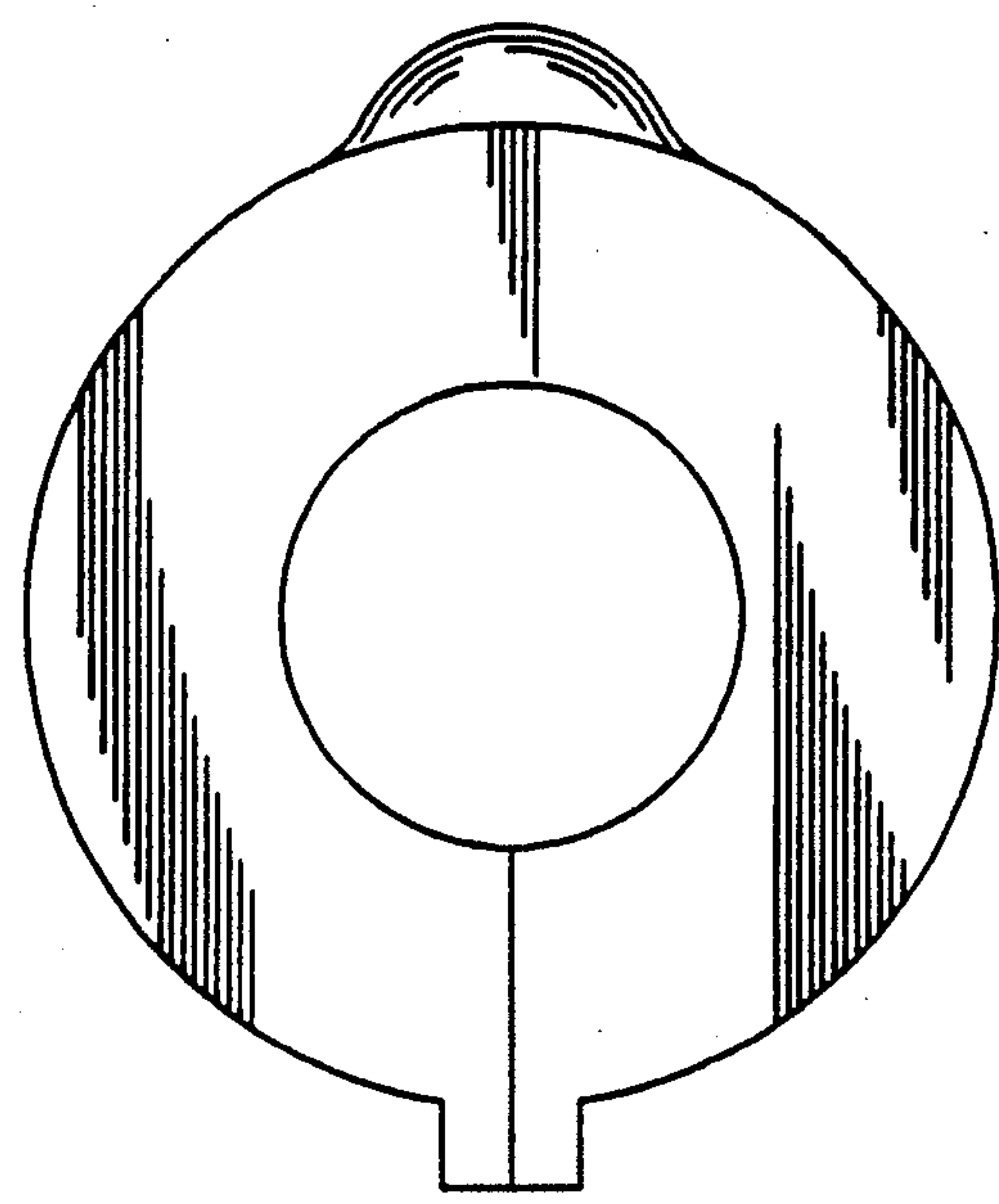


FIG. 4

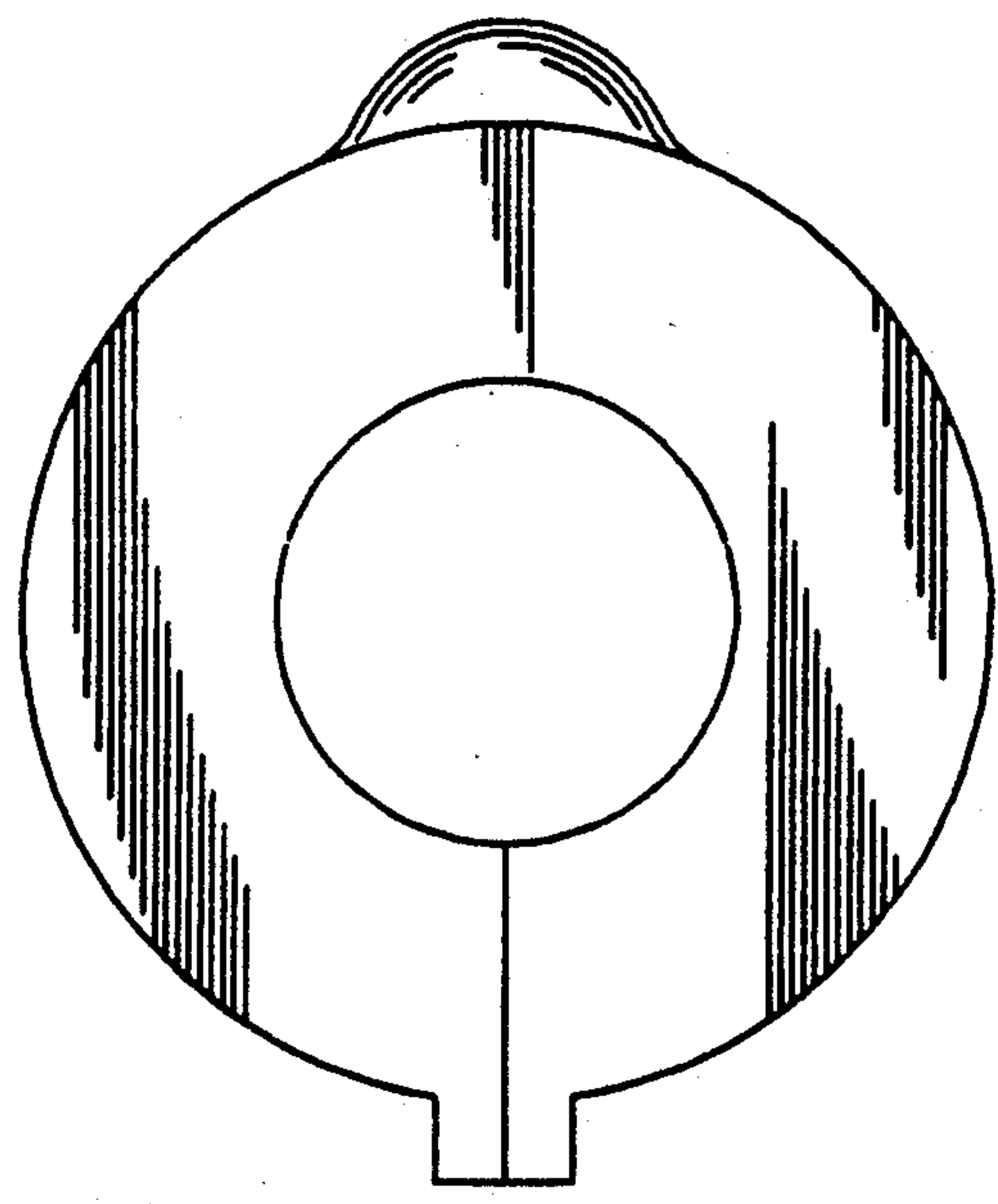


FIG. 5

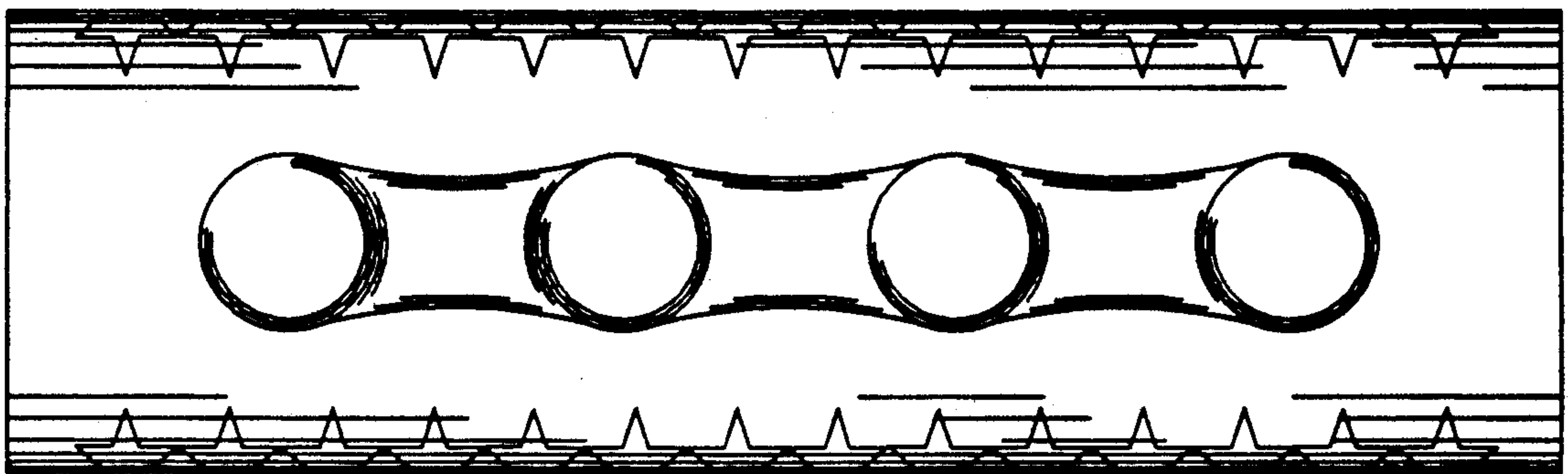


FIG. 6

