



US00D326124S

# United States Patent [19]

[11] Patent Number: **Des. 326,124**

Thomson et al.

[45] Date of Patent: **\*\* May 12, 1992**

[54] TOY WATCH

[56]

### References Cited

[75] Inventors: **Harry S. Thomson, Richmond; David M. Raffo, Gildern Sutton; John A. Pape; Shaun M. Woodward, both of Hitchin, all of Great Britain**

### U.S. PATENT DOCUMENTS

D. 41,725 8/1911 Kern ..... D10/19  
D. 272,930 3/1984 Anderson ..... D10/7  
D. 297,512 9/1988 Kowalenko et al. .... D10/22

[73] Assignee: **Kiddicraft Limited, Bristol, Great Britain**

### OTHER PUBLICATIONS

Home Furnishings Dailey, Jun. 9, 1975, p. 16, "Bicentennial" Watch.

[\*\*] Term: **14 Years**

*Primary Examiner*—Charles A. Rademaker

[21] Appl. No.: **520,386**

### [57] CLAIM

The ornamental design for a toy watch, as shown and described.


[22] Filed: **May 8, 1990**

### DESCRIPTION

### [30] Foreign Application Priority Data

Nov. 8, 1989 [GB] United Kingdom ..... 2002259  
[52] U.S. Cl. .... **D21/144**  
[58] Field of Search ..... D21/59, 64, 144, 109;  
D10/7, 19, 22; D19/64; 434/304; 368/62, 276,  
281

FIG. 1 is a perspective view of a toy watch showing our new design;  
FIG. 2 is a front elevational view thereof;  
FIG. 3 is a rear elevational view thereof;  
FIG. 4 is a side elevational view thereof;  
FIG. 5 is a side elevational view of the side opposite that shown in FIG. 4;  
FIG. 6 is a top plan view thereof; and,  
FIG. 7 is a bottom plan view thereof.



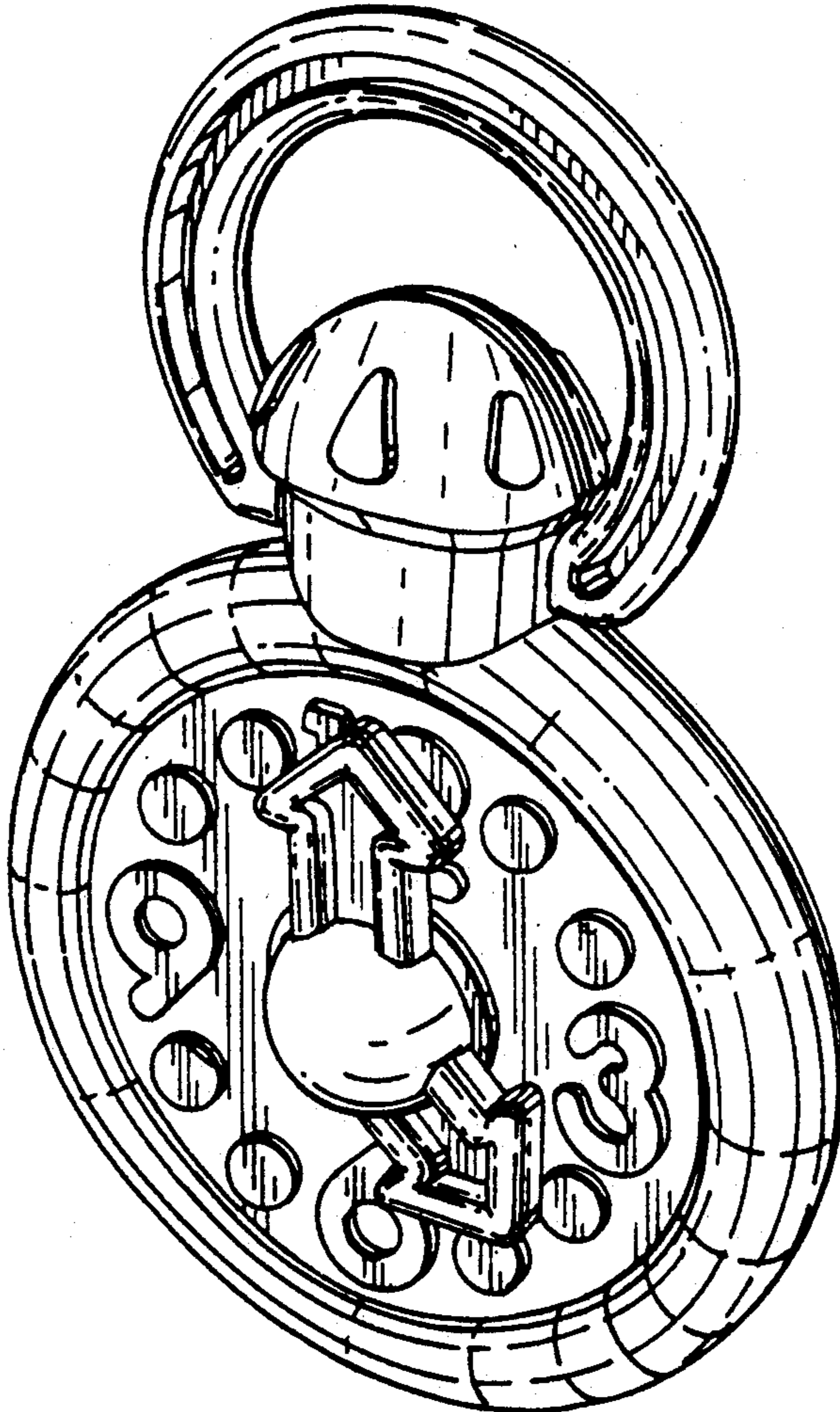


FIG. 1




FIG. 2

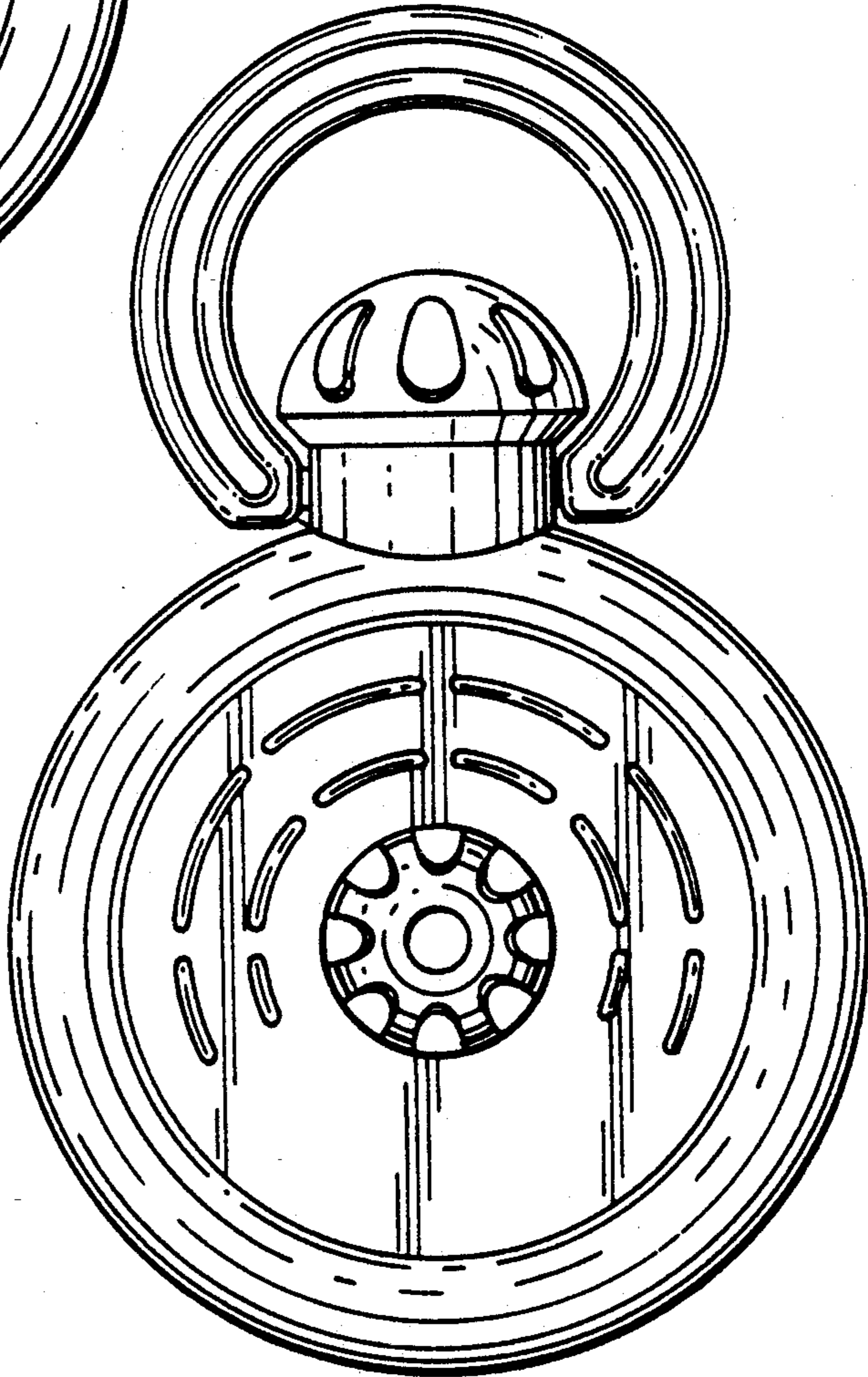


FIG. 3

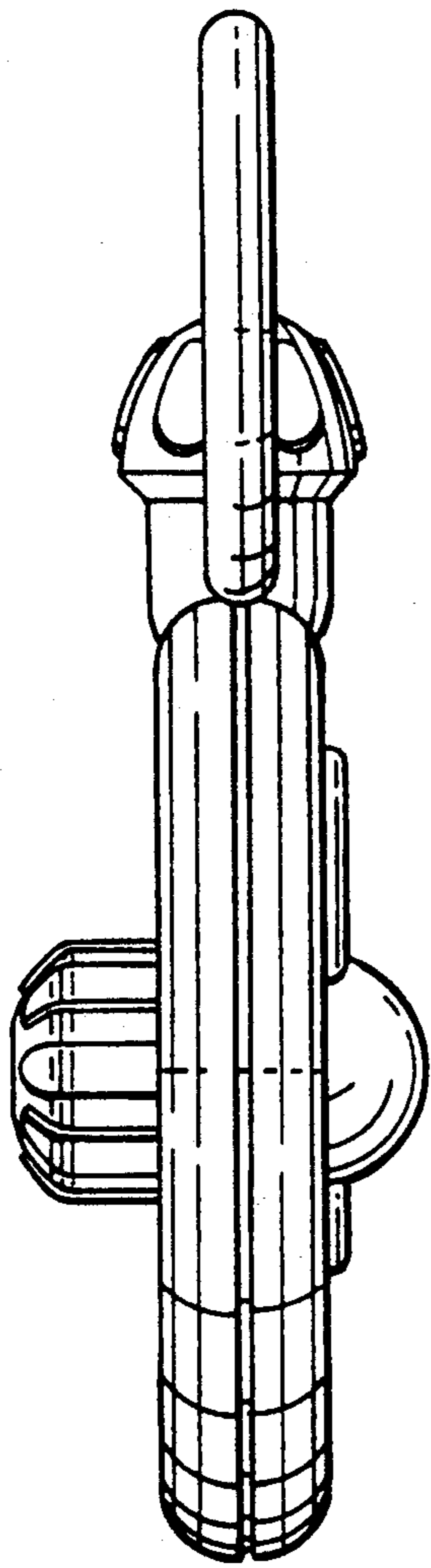


FIG. 4

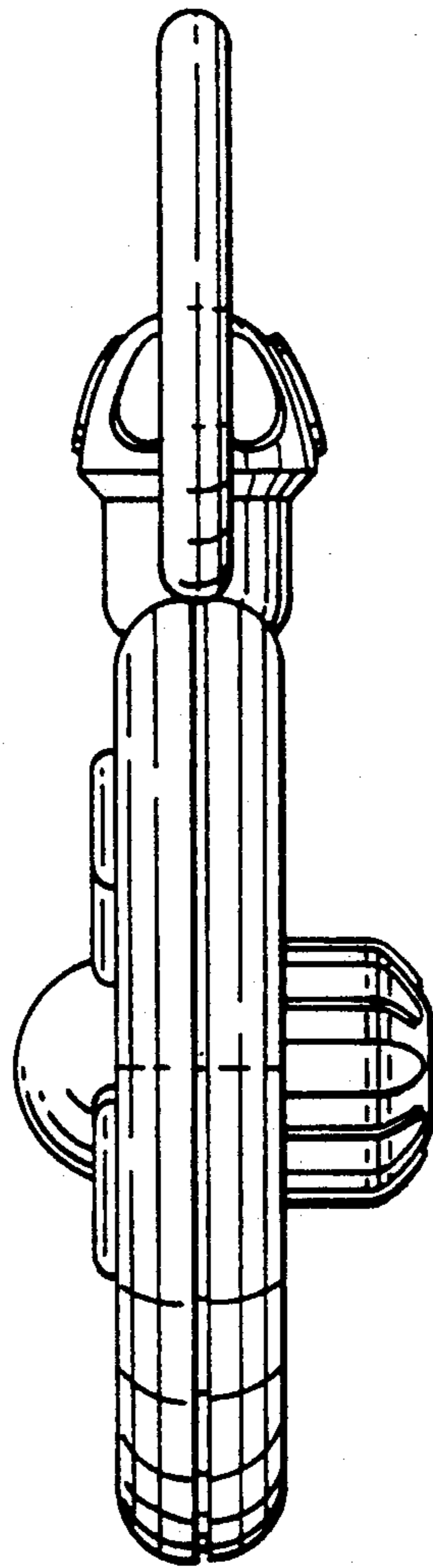


FIG. 5




FIG. 6

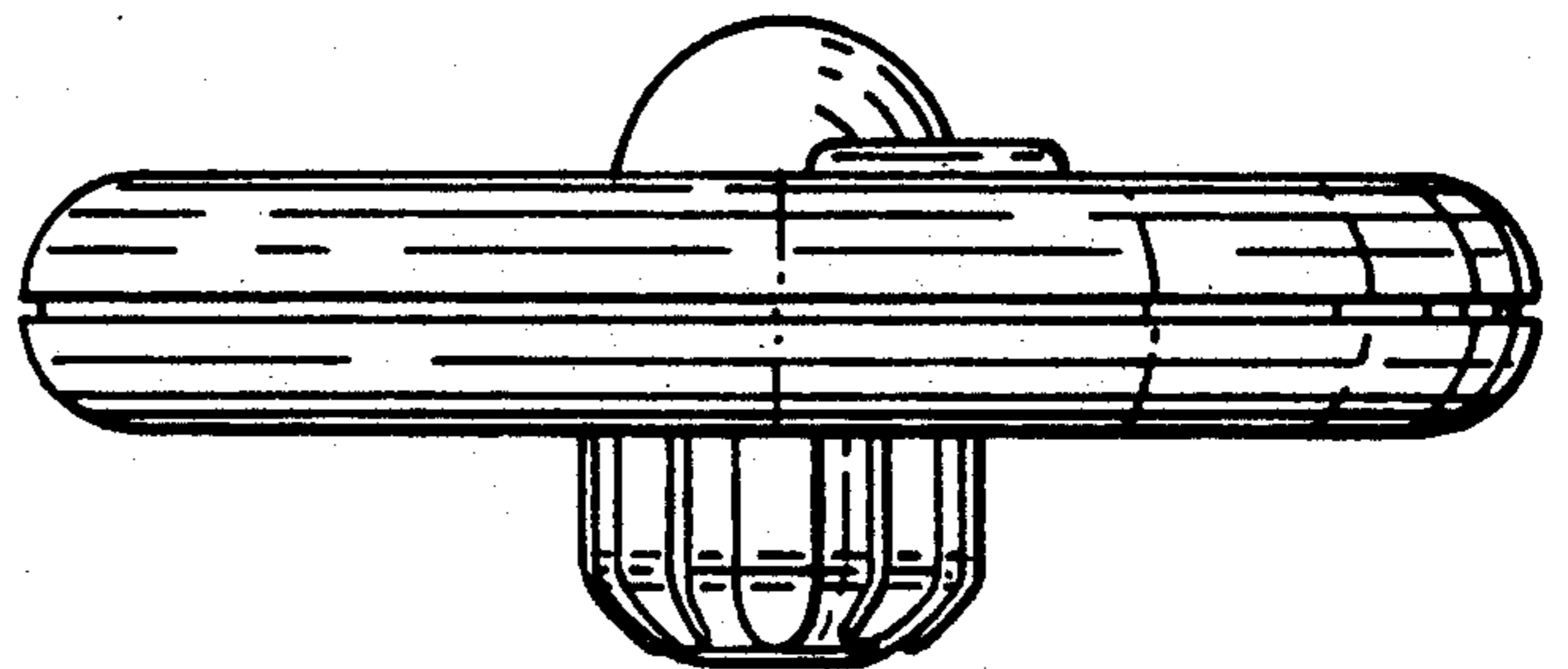


FIG. 7