



US00D326107S

United States Patent [19]

[11] Patent Number: **Des. 326,107**

Amiya

[45] Date of Patent: **** May 12, 1992**

[54] **ELECTRONIC KEYBOARD MUSICAL INSTRUMENT**

4,653,375 3/1987 Honda et al. 84/644

[75] Inventor: **Eizo Amiya, Hamamatsu, Japan**

[73] Assignee: **Yamaha Corporation, Japan**

[**] Term: **14 Years**

[21] Appl. No.: **470,512**

[22] Filed: **Jan. 25, 1990**

[30] **Foreign Application Priority Data**

Aug. 5, 1989 [JP] Japan 1-28929

[52] U.S. Cl. **D17/1; D17/5**

[58] Field of Search **D17/1, 2, 5, 6, 7, 9; D21/64; D14/165; 84/423, 428, 644, 670, 719, 744, DIG. 7**

[56] **References Cited**

U.S. PATENT DOCUMENTS

- D. 305,772 1/1990 Kitsuyu D17/1
- D. 313,033 12/1990 Mizushima D17/1
- D. 314,204 1/1991 Yamawaki D17/1
- D. 317,930 7/1991 Mine et al. D17/1

OTHER PUBLICATIONS

Music Trades, Oct. 1988, p. 49 (Casio H2-600 Keyboard).

Music Trades, Feb., 1989, p. 62 (Peavy Keyboard).

Primary Examiner—Bernard Ansher

Assistant Examiner—Adir Aronovich

Attorney, Agent, or Firm—Ostrolenk, Faber, Gerb & Soffen

[57] **CLAIM**

The ornamental design for electronic keyboard musical instrument, as shown.

DESCRIPTION

FIG. 1 is a top front perspective view of a keyboard musical instrument showing my new design;

FIG. 2 is a top plan view thereof;

FIG. 3 is a front elevational view thereof;

FIG. 4 is a bottom plan view thereof;

FIG. 5 is a rear elevational view thereof;

FIG. 6 is a right side elevational view; and,

FIG. 7 is a left side elevational view thereof.

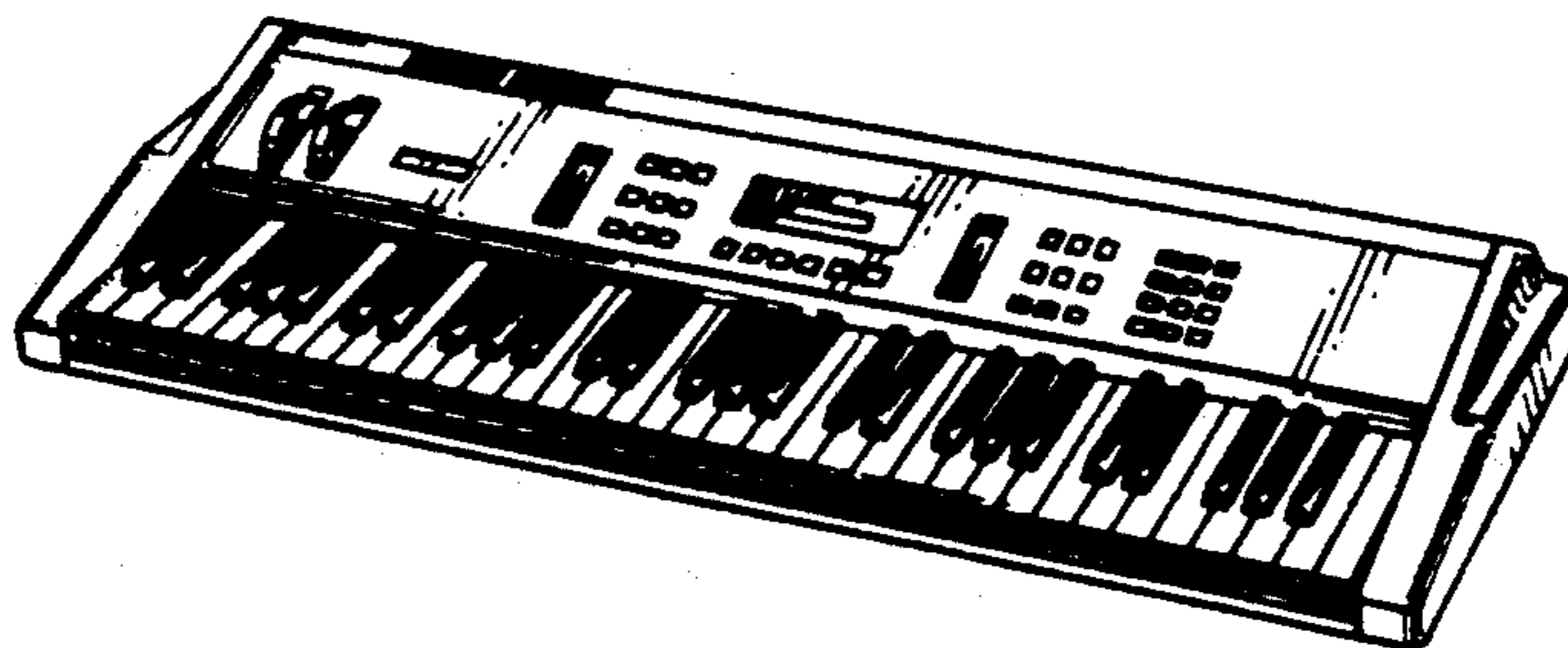


FIG.1




FIG.2

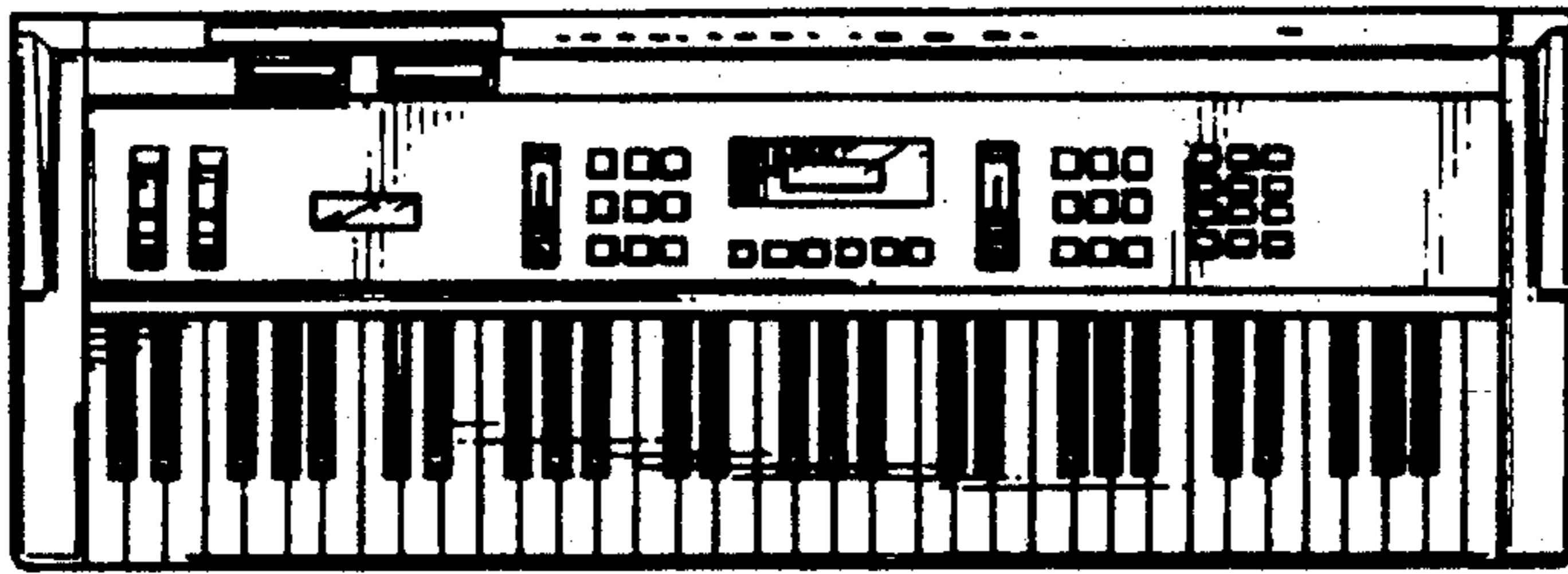


FIG.3



FIG.6



FIG.4

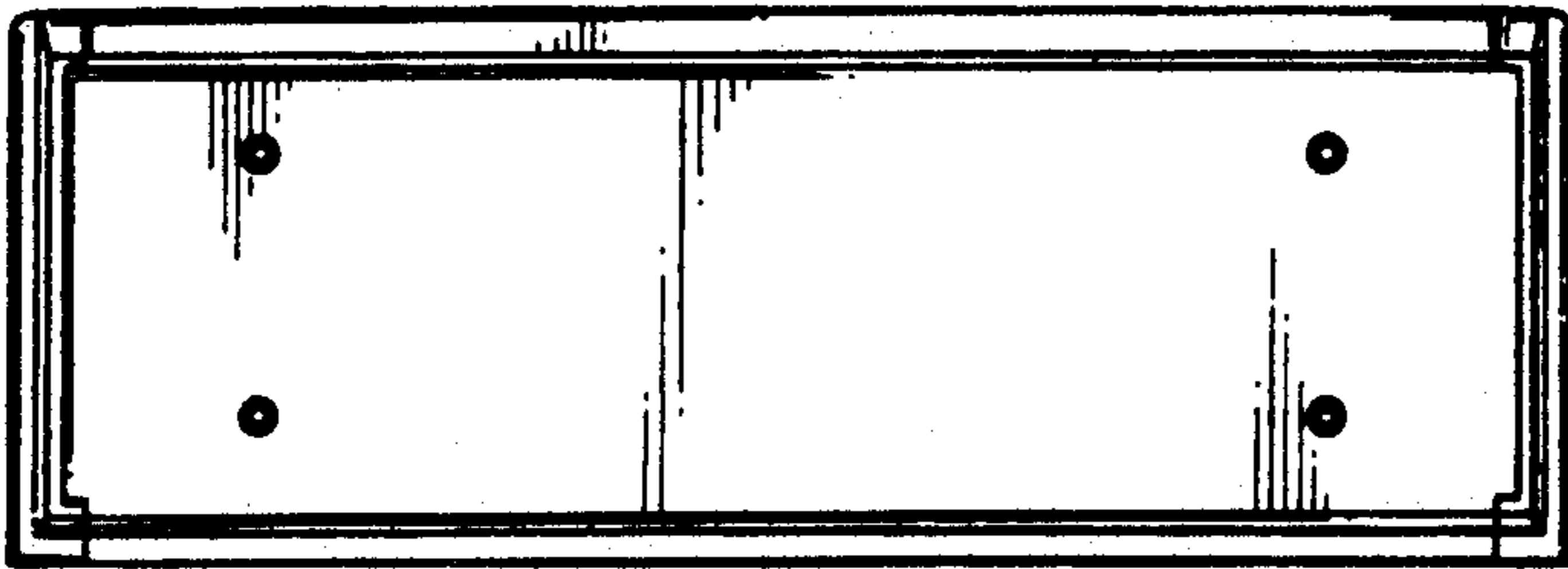


FIG.7



FIG.5

