



US00D326086S

United States Patent [19]

[11] Patent Number: **Des. 326,086**

Balaban

[45] Date of Patent: **** May 12, 1992**

[54] SWITCH HOUSING

[75] Inventor: **David B. Balaban, Haupauge, N.Y.**

[73] Assignee: **Leviton Manufacturing Company, Inc., Little Neck, N.Y.**

[**] Term: **14 Years**

[21] Appl. No.: **535,452**

[22] Filed: **Jun. 8, 1990**

[52] U.S. Cl. **D13/171**

[58] Field of Search **D13/171; 200/293, 296, 200/301.1, 314, 341, 417, 520**

[56] References Cited

U.S. PATENT DOCUMENTS

D. 222,749	12/1971	Lehmann	D13/171
D. 233,760	11/1974	Nicol	D13/171 X
D. 268,927	5/1983	Ohashi	D13/171
D. 280,814	10/1985	Ohashi	D13/171
D. 287,359	12/1986	Ohashi	D13/171
2,473,252	6/1949	Hutt	200/269 X
2,903,540	9/1959	Gloviak et al.	200/296 X
3,200,208	8/1965	Mastney	200/302.1 X
4,379,955	4/1983	Comerford	200/302.1 X

OTHER PUBLICATIONS

Type 388' potentiometers on p. 212 of *Allied Electronics Catalog 1986*.

Type PT PC mounting rotary switch on p. 18 of *Allied Electronics Catalog 1986, insert N*.

C&K push button switches on p. 337 of *Arrow Electronics Catalog, 1989*.

Primary Examiner—Susan J. Lucas

Assistant Examiner—J. Sincavage

Attorney, Agent, or Firm—Paul J. Sutton

[57] CLAIM

The ornamental design for a switch housing, as shown and described.

DESCRIPTION

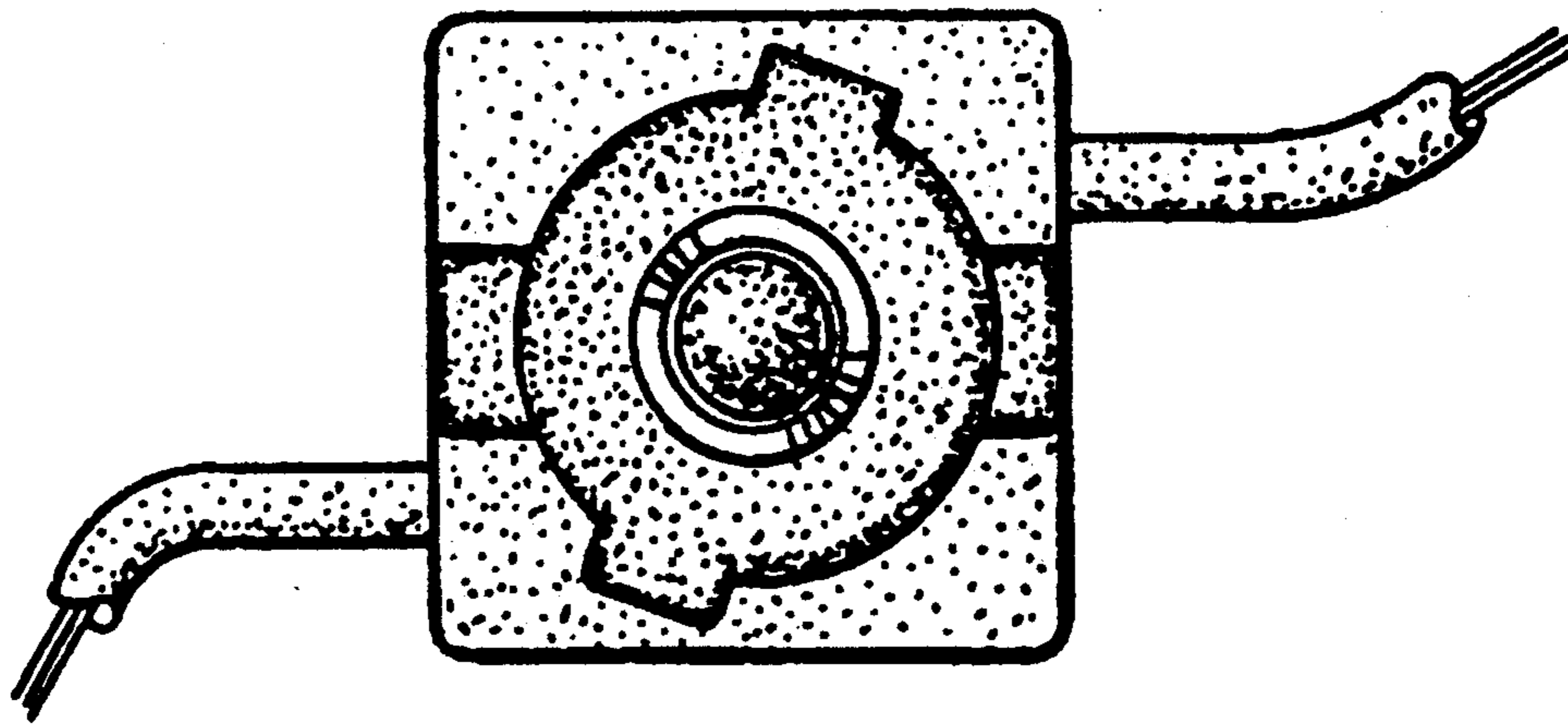
FIG. 1 is a top plan view of a switch housing my new design;

FIG. 2 is a bottom plan view thereof;

FIG. 3 is a front elevational view thereof, the rear elevational view thereof being a mirror image;

FIG. 4 is a right side elevational view thereof, the left side elevational view thereof being a mirror image; and,

FIG. 5 is a front and upper left perspective view thereof.






FIG. 1

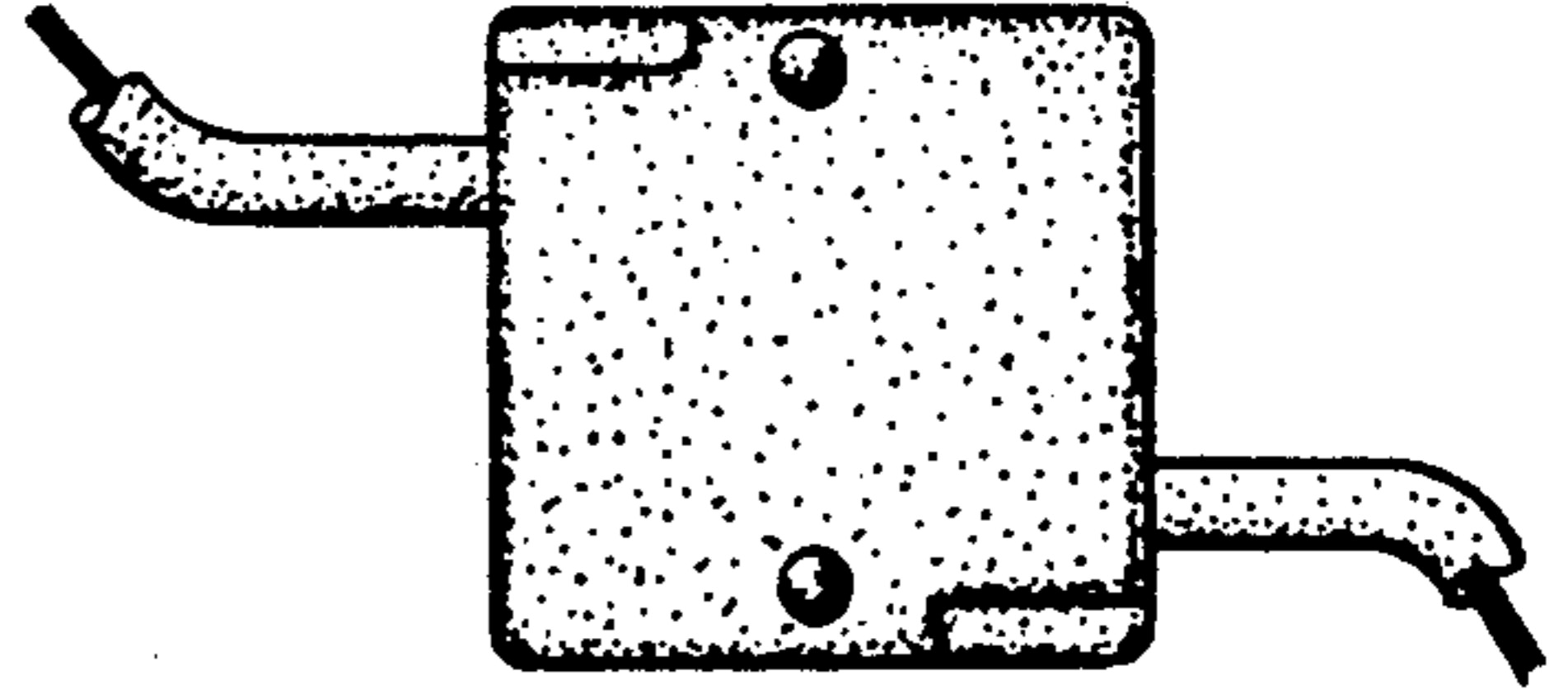


FIG. 2

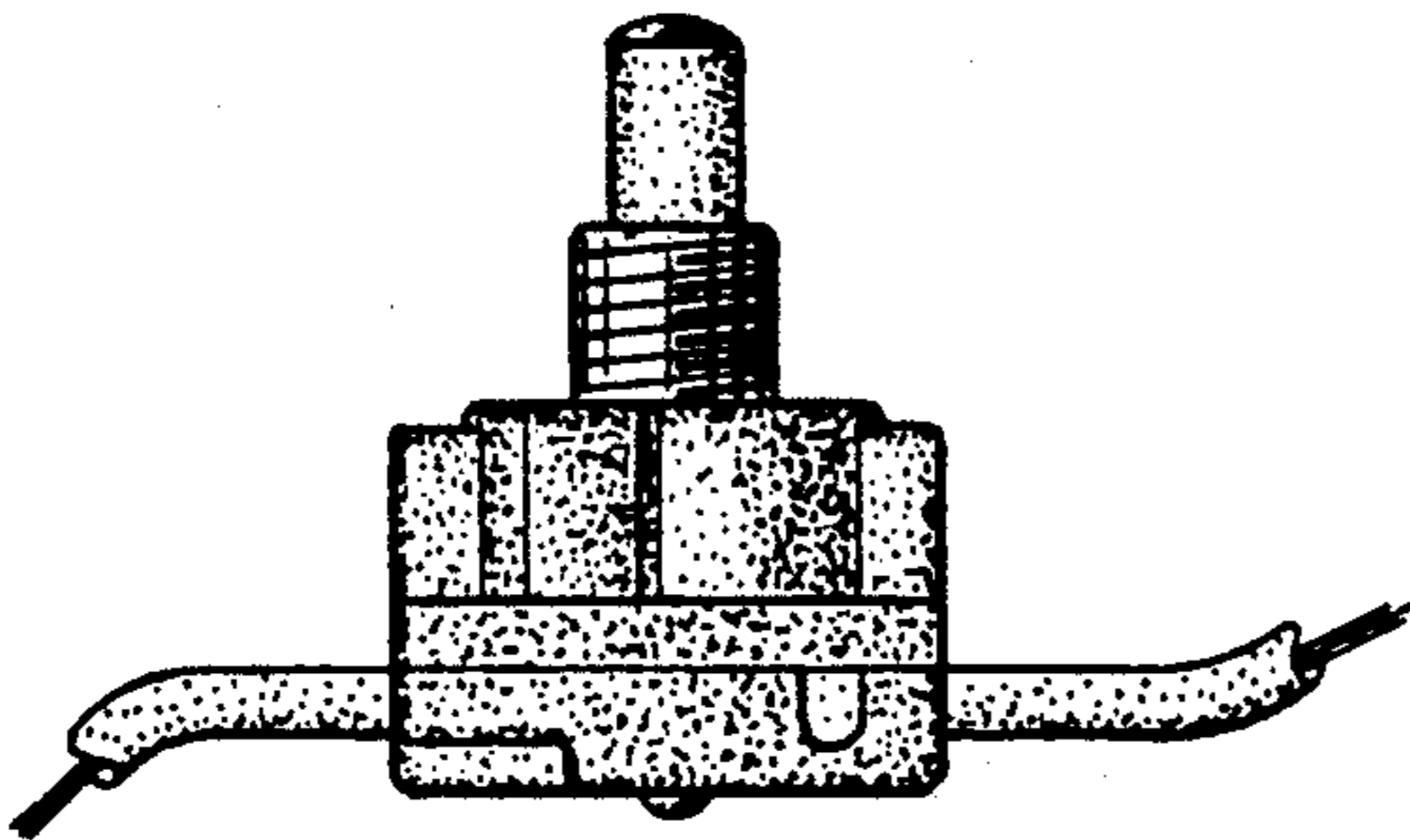


FIG. 3




FIG. 4

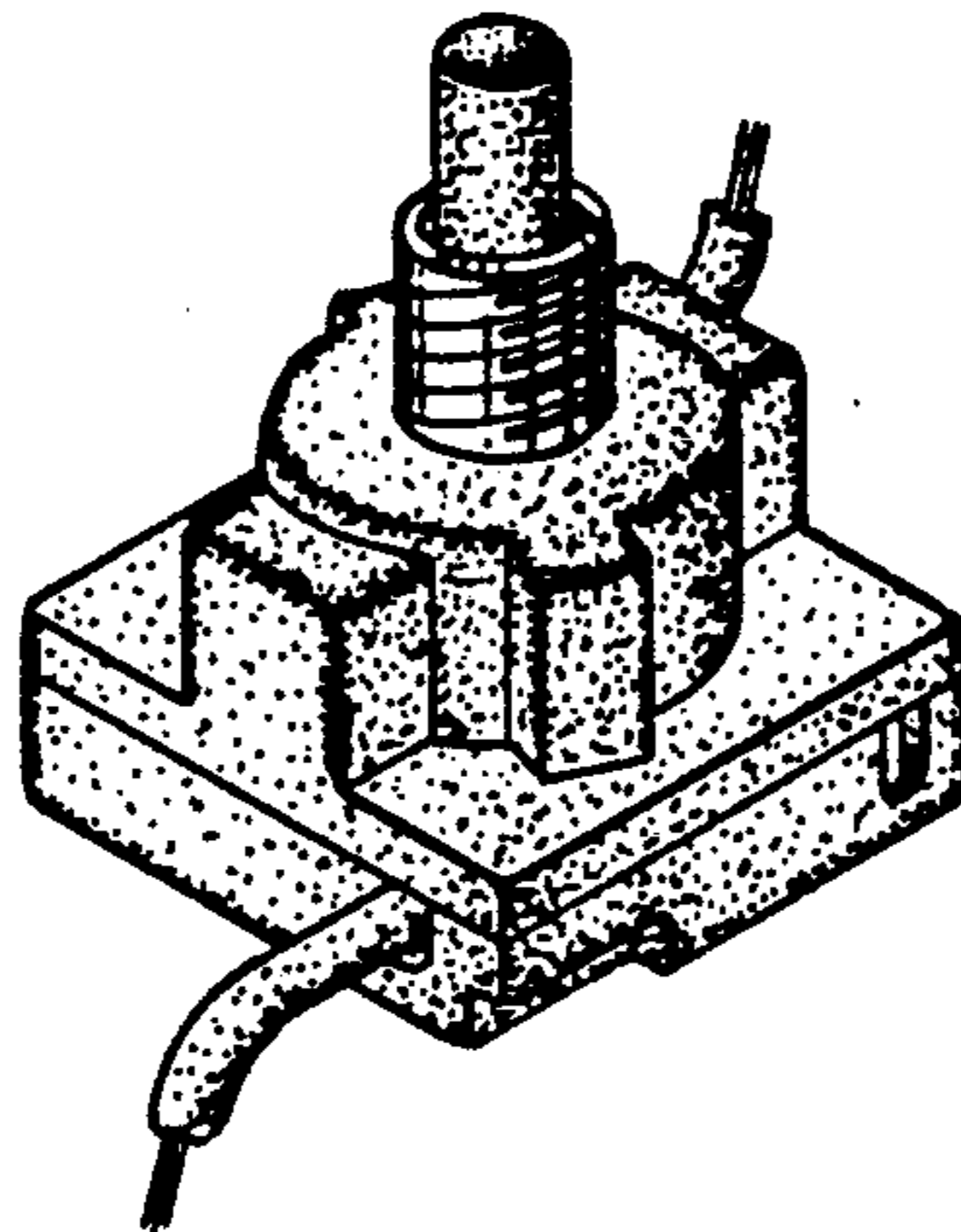


FIG. 5