



US00D326079S

United States Patent [19]

[11] Patent Number: **Des. 326,079**

Schmitz et al.

[45] Date of Patent: **** May 12, 1992**

[54] LICENSE PLATE FRAME

[75] Inventors: **Del Schmitz, Chatsworth; Jonathan Shook, Thousand Oaks, both of Calif.**

[73] Assignee: **Superior Industries International Inc., Van Nuys, Calif.**

[**] Term: **14 Years**

[21] Appl. No.: **560,310**

[22] Filed: **Jul. 31, 1990**

[52] U.S. Cl. **D12/193**

[58] Field of Search **D12/193; D20/13, 14; 40/200-211, 590-593; D6/303, 310**

[56] **References Cited**

U.S. PATENT DOCUMENTS

D. 142,650	6/1945	Moglen	D6/310
D. 142,720	10/1945	Kissling	D6/310
D. 145,593	9/1946	Tolpo	D6/303
D. 257,341	10/1980	Blaser	D12/193
D. 298,023	10/1988	Corey	D12/193

OTHER PUBLICATIONS

J. C. Whitney & Co. Catalog, No. 505M, ©1989, p. 147, The Twist Style License Plate Frame, in upper left hand corner.

Primary Examiner—James M. Gandy
Assistant Examiner—Melody Brown

[57] **CLAIM**

The ornamental design for a license plate frame, as shown.

DESCRIPTION

FIG. 1 is a perspective view of a license plate frame showing our new design;
FIG. 2 is an enlarged front elevational view thereof;
FIG. 3 is an enlarged rear elevational view thereof;
FIG. 4 is an enlarged top plan view thereof;
FIG. 5 is an enlarged bottom plan view thereof;
FIG. 6 is an enlarged right side elevational view thereof; and,
FIG. 7 is an enlarged left side elevational view thereof.




FIG. 1




FIG. 2




FIG. 3




FIG. 4



FIG. 5



FIG. 6



FIG. 7

