



US00D326068S

# United States Patent [19]

[11] Patent Number: **Des. 326,068**

Pierce

[45] Date of Patent: **\*\* May 12, 1992**

[54] **BADGE**

[56] **References Cited**

[76] Inventor: **Ian Pierce, 648 Sir Richard's Road, Mississauga, Ontario, Canada, L5C 1A4**

### U.S. PATENT DOCUMENTS

D. 16,670 5/1886 Child ..... D11/96  
D. 37,660 11/1905 Dick ..... D11/105  
D. 40,653 4/1910 Alder ..... D11/99  
D. 315,119 3/1991 Freeman et al. .... D11/115

[\*\*] Term: **14 Years**

*Primary Examiner*—A. Hugo Word  
*Assistant Examiner*—R. Seifert

[21] Appl. No.: **626,854**

[57] **CLAIM**

The ornamental design for a badge, as shown and described.


[22] Filed: **Dec. 13, 1990**

### DESCRIPTION

[52] U.S. Cl. .... **D11/99; D11/44; D11/63; D11/81; D11/106**

[58] **Field of Search** ..... **D11/1-2, D11/40-49, 79-87, 95-108, 113-116, 200, 202, 61, 63, 66-69, 73, 75-78, 136; 63/1.1, 2, 12-14.8, 20; 40/1.5; D20/11, 22**

FIG. 1 is a top plan view of a badge showing my new design;  
FIG. 2 is a cross sectional view taken along the lines 2—2 of FIG. 1; and,  
FIG. 3 is a bottom plan view.






FIG. 1



FIG. 2




FIG. 3