



US00D326057S

United States Patent [19]
Bulgari

[11] **Patent Number: Des. 326,057**

[45] **Date of Patent: ** May 12, 1992**

[54] **WRISTWATCH**

[75] **Inventor: Gianni Bulgari, Rome, Italy**

[73] **Assignee: Gianni Bulgari S.p.A., Rome, Italy**

[*] **Notice:** The portion of the term of this patent subsequent to Apr. 21, 2006 has been disclaimed.

[**] **Term: 14 Years**

[21] **Appl. No.: 304,376**

[22] **Filed: Jan. 31, 1989**

[30] **Foreign Application Priority Data**

Nov. 29, 1988 [IT] Italy 53573/88[U]

[52] **U.S. Cl. D10/39**

[58] **Field of Search D10/30-33,
D10/38, 39, 122-126; 368/223-232, 276-278,
281, 292-296**

[56] **References Cited**

U.S. PATENT DOCUMENTS

D. 178,770 9/1956 Doerwald D10/39

D. 178,771 9/1956 Doerwald D10/39
D. 216,322 12/1969 Forey D10/31
D. 220,051 3/1971 Gsell D10/39
D. 251,055 2/1979 Sulek D10/38
D. 279,359 6/1985 Szigeti D10/39 X

OTHER PUBLICATIONS

European Journal, Watch No. #9, Aug. 1978, p. 13.

Primary Examiner—Bruce W. Dunkins
Assistant Examiner—Antoine D. Davis
Attorney, Agent, or Firm—Sughrue, Mion, Zinn,
Macpeak & Seas

[57] **CLAIM**

The ornamental design for a wristwatch, as shown.

DESCRIPTION

FIG. 1 is a front elevational view of a wristwatch showing my new design;
FIG. 2 is a top plan view;
FIG. 3 is a bottom plan view;
FIG. 4 is a left side elevational view;
FIG. 5 is a right side elevational view;
FIG. 6 is a rear elevational view; and,
FIG. 7 is a perspective view thereof.

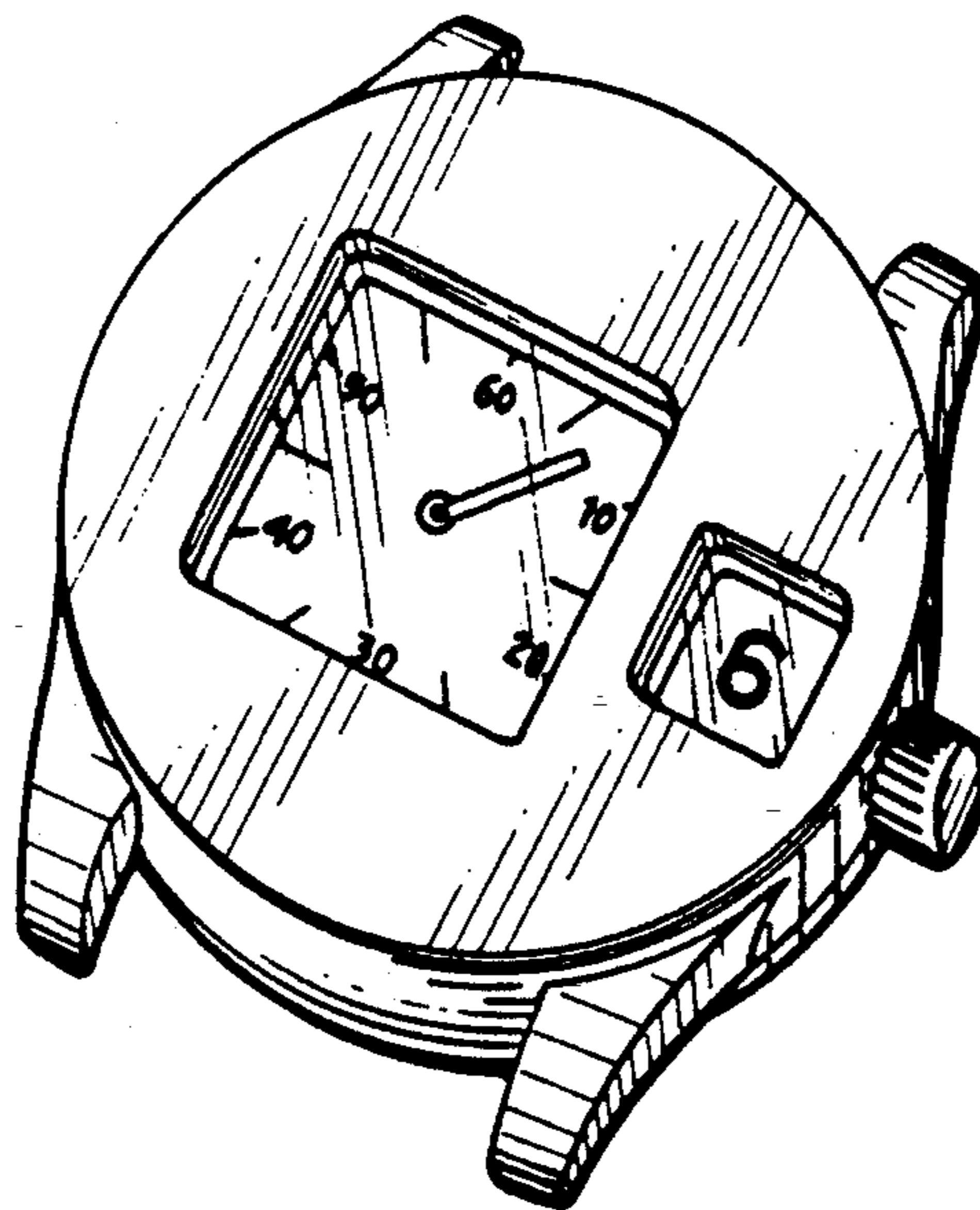


FIG. 2

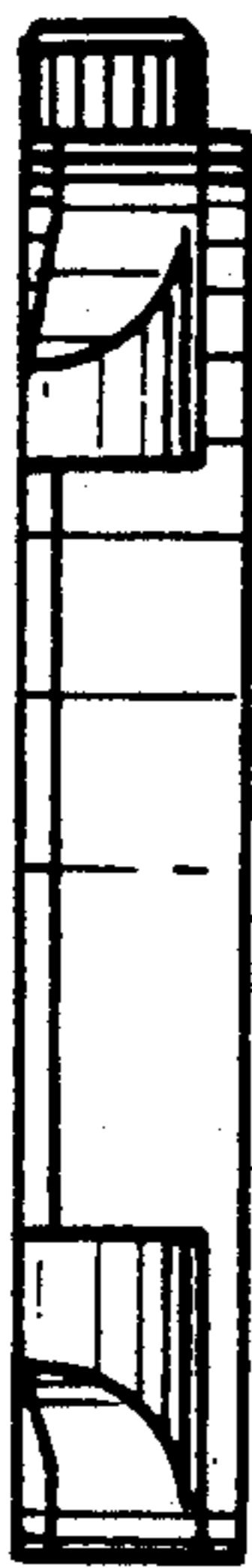


FIG. 4



FIG. 1

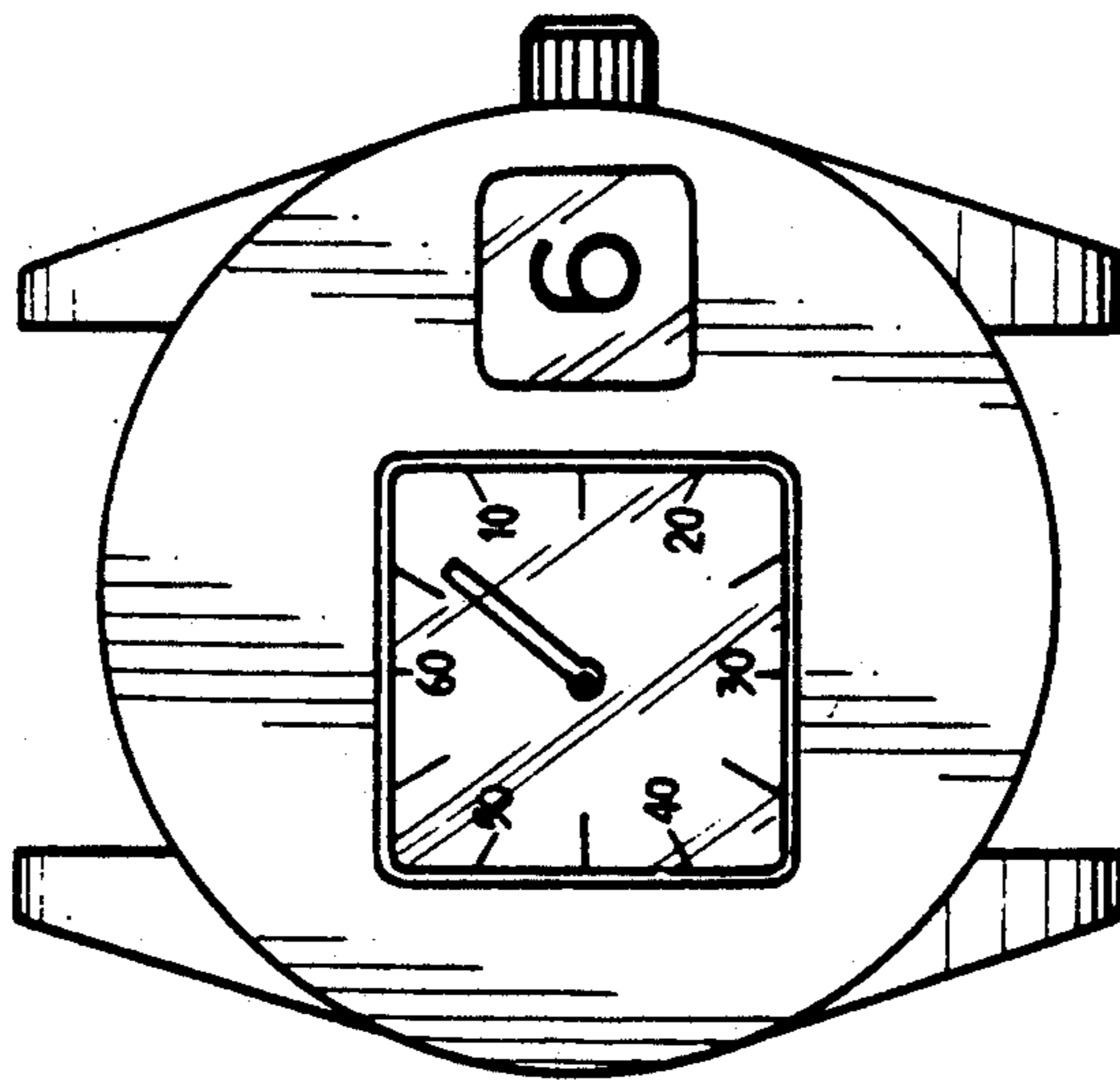


FIG. 5



FIG. 6

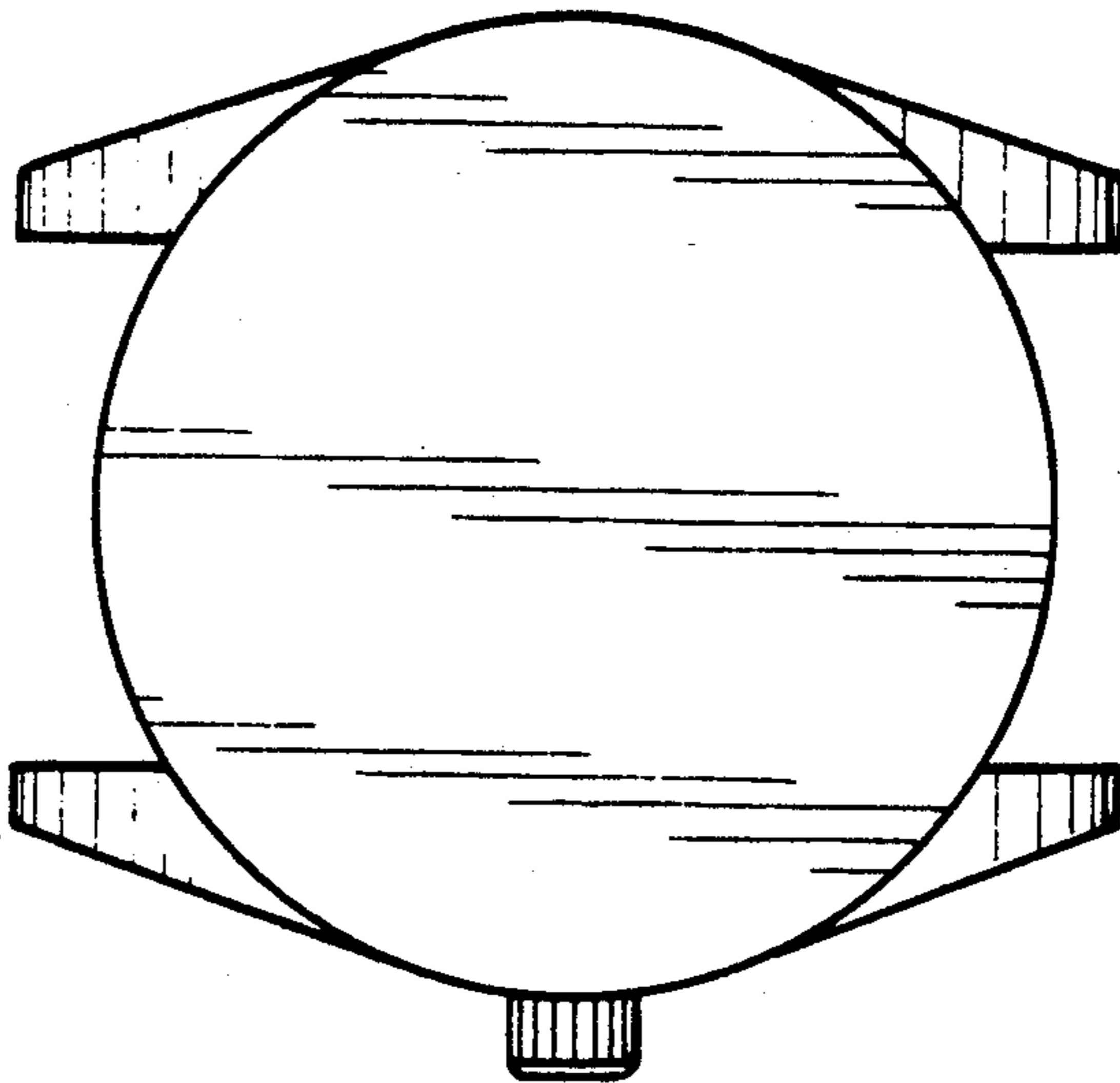


FIG. 3

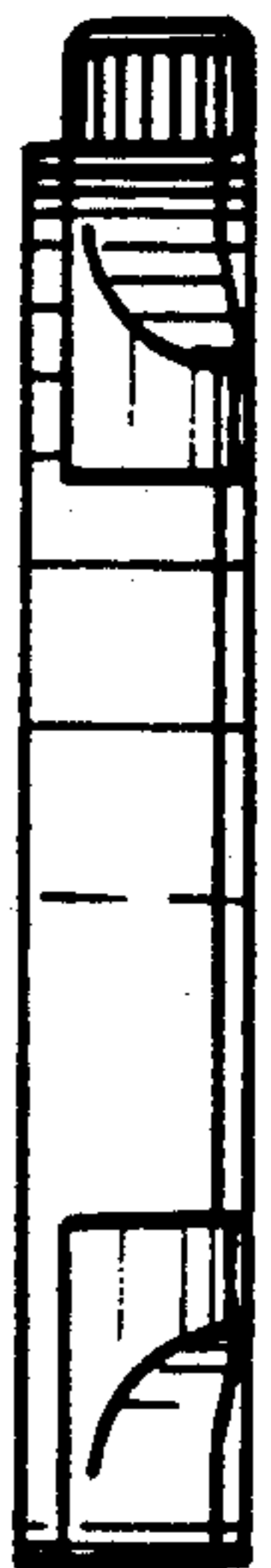


FIG. 7

