



US00D326036S

# United States Patent [19]

[11] Patent Number: **Des. 326,036**

Anderson

[45] Date of Patent: **\*\* May 12, 1992**

[54] **CHUCK KEY**

[76] Inventor: **Steven P. Anderson**, 6666 Reseda Blvd., #204, Reseda, Calif. 91335

[\*\*] Term: **14 Years**

[21] Appl. No.: **543,063**

[22] Filed: **Jun. 25, 1990**

[52] U.S. Cl. .... **D8/21; D8/14; D8/105**

[58] Field of Search ..... **D8/14, 21, 82, 105; 81/16, 439; 7/165, 167, 170; 279/1 K**

[56] **References Cited**

### U.S. PATENT DOCUMENTS

D. 284,636	7/1986	Somers .....	D8/21
D. 285,041	8/1986	Somers .....	D8/21
1,620,262	3/1927	Klaboe .....	81/439
2,618,995	11/1952	Droege .....	D8/21
3,673,895	7/1972	Des Jardins .....	81/16

4,133,543	1/1979	Johnson .....	81/16
4,186,933	2/1980	Derbyshire .....	279/1 K
4,418,926	12/1983	Röhm .....	81/16
4,467,677	8/1984	Grifford .....	7/170
4,634,321	1/1987	McClelland .....	81/16

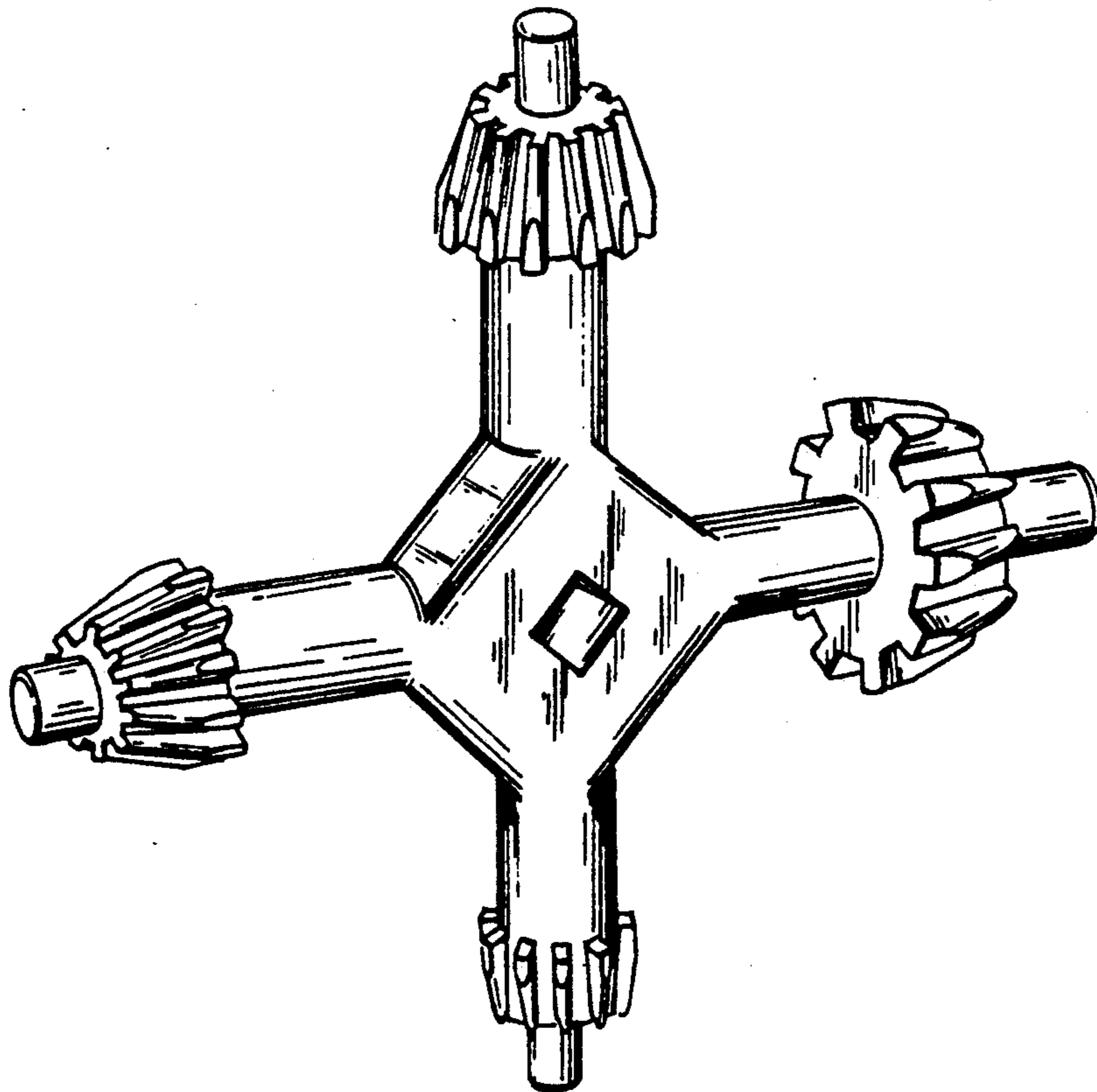
*Primary Examiner*—Bernard Ansher  
*Assistant Examiner*—Philip Hyder  
*Attorney, Agent, or Firm*—Kelly, Bauersfeld & Lowry

### [57] CLAIM

The ornamental design for a chuck key, as shown and described.

### DESCRIPTION

FIG. 1 is a perspective view of a chuck key showing my new design;  
FIG. 2 is a front elevational view thereof;  
FIG. 3 is a left side elevational view thereof;  
FIG. 4 is a right side elevational view thereof;  
FIG. 5 is a top plan view thereof; and,  
FIG. 6 is a bottom plan view thereof.



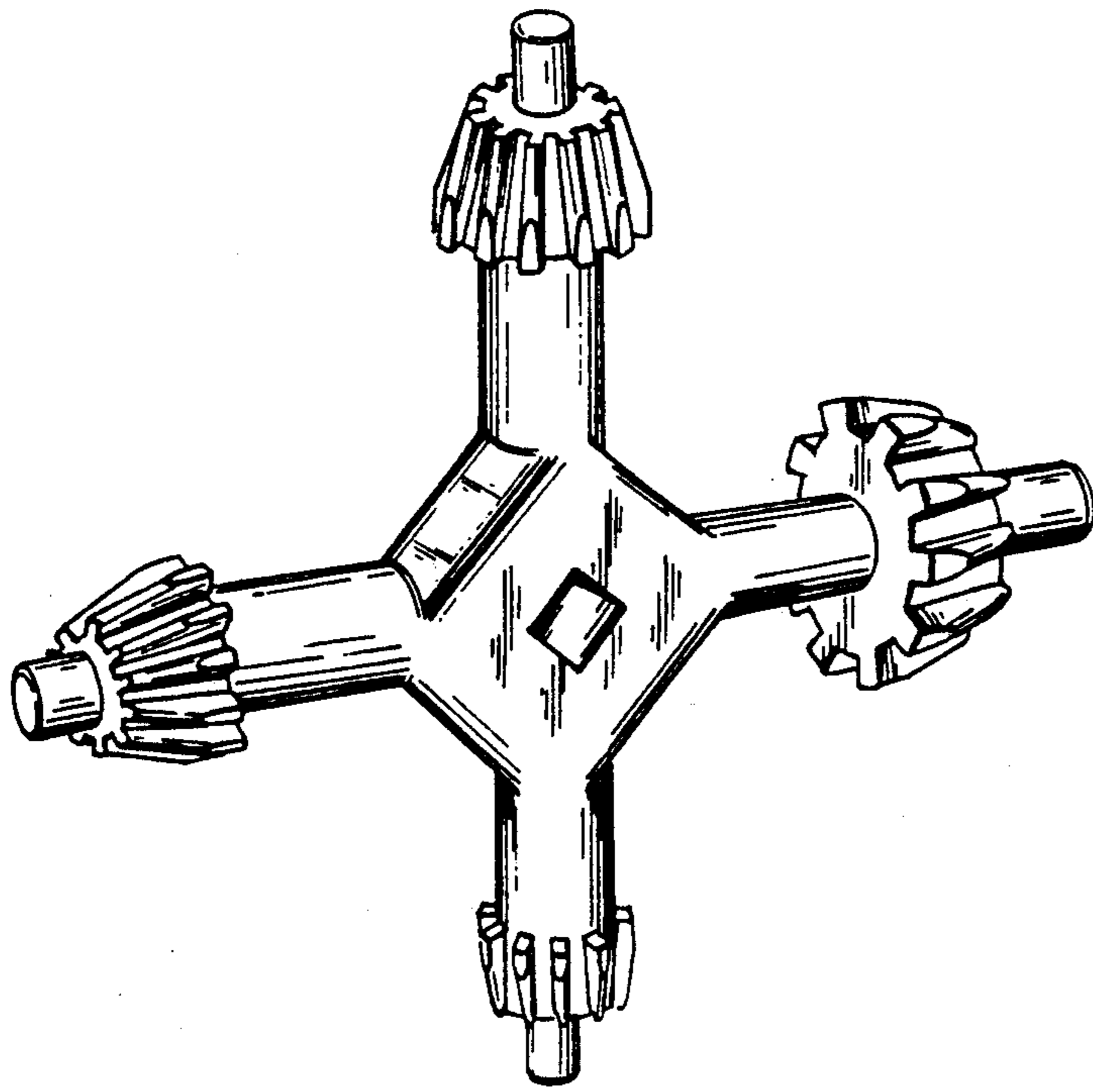


FIG. 1

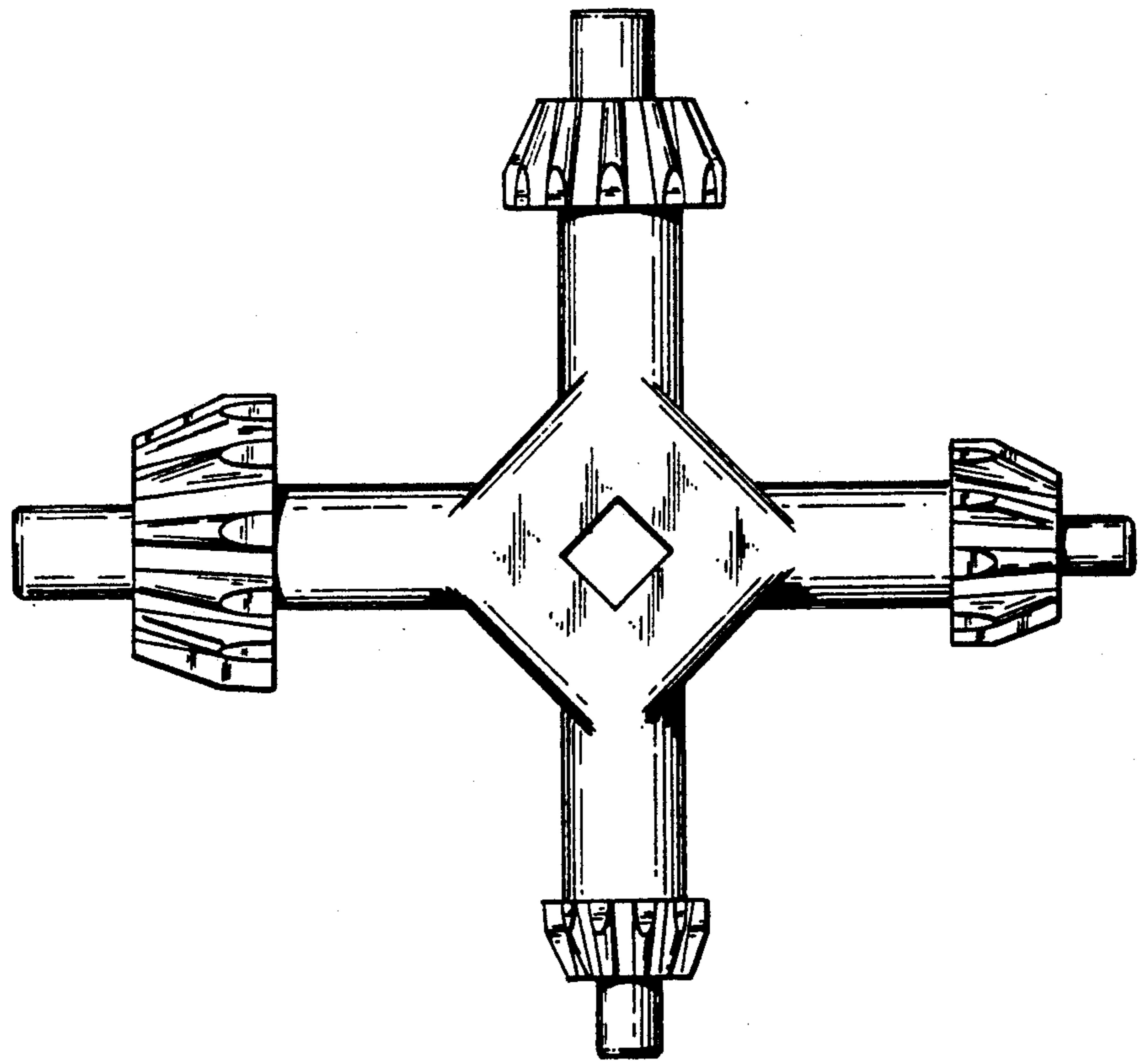


FIG. 2

FIG. 3




FIG. 4





FIG. 5




FIG. 6