



US00D326007S

United States Patent [19]
Gilchrist

[11] **Patent Number: Des. 326,007**

[45] **Date of Patent: ** May 5, 1992**

[54] **DIP STICK CLEANER**

4,877,142 10/1989 Doering D9/375 X

[76] **Inventor: William W. Gilchrist, 1302 N. Grant, Loveland, Colo. 80538**

Primary Examiner—Wallace R. Burke
Assistant Examiner—Lavone D. Tabor
Attorney, Agent, or Firm—Fields, Lewis, Pittenger & Rost

[**] **Term: 14 Years**

[21] **Appl. No.: 335,525**

[57] **CLAIM**

[22] **Filed: Apr. 10, 1989**

The ornamental design for a dip stick cleaner, as shown and described.

[52] **U.S. Cl. D32/43; D9/523; D32/45**

DESCRIPTION

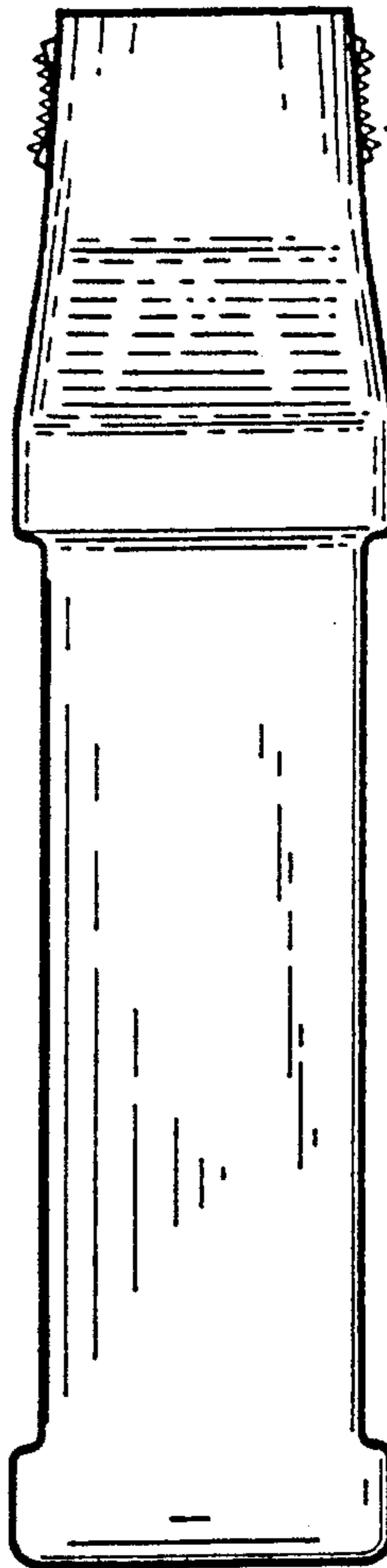
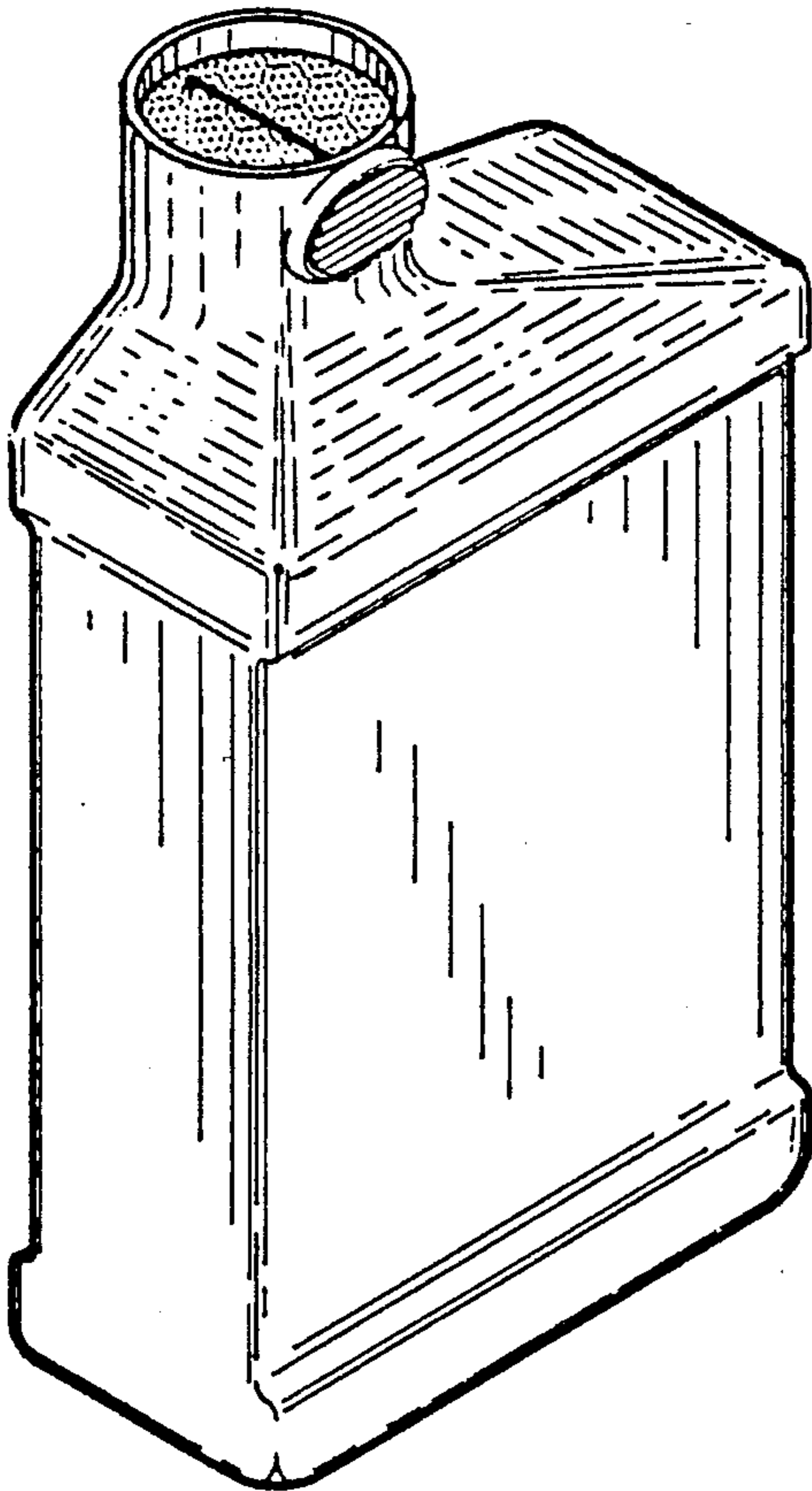
[58] **Field of Search D9/337, 373, 375-376; D32/35, 40, 50, 52; 15/209 R, 210 B, 218.1**

FIG. 1 is a front perspective view of a dip stick cleaner showing my new design;
FIG. 2 is a right side elevational view thereof;
FIG. 3 is a front elevational view thereof;
FIG. 4 is a left side elevational view thereof;
FIG. 5 is a rear elevational view thereof;
FIG. 6 is a top plan view thereof; and,
FIG. 7 is a bottom plan view thereof.

[56] **References Cited**

U.S. PATENT DOCUMENTS

3,205,525	9/1965	Birtzer	15/210 B
4,010,512	3/1977	Addison et al.	15/210 B
4,245,367	1/1981	Stoute	15/210 B



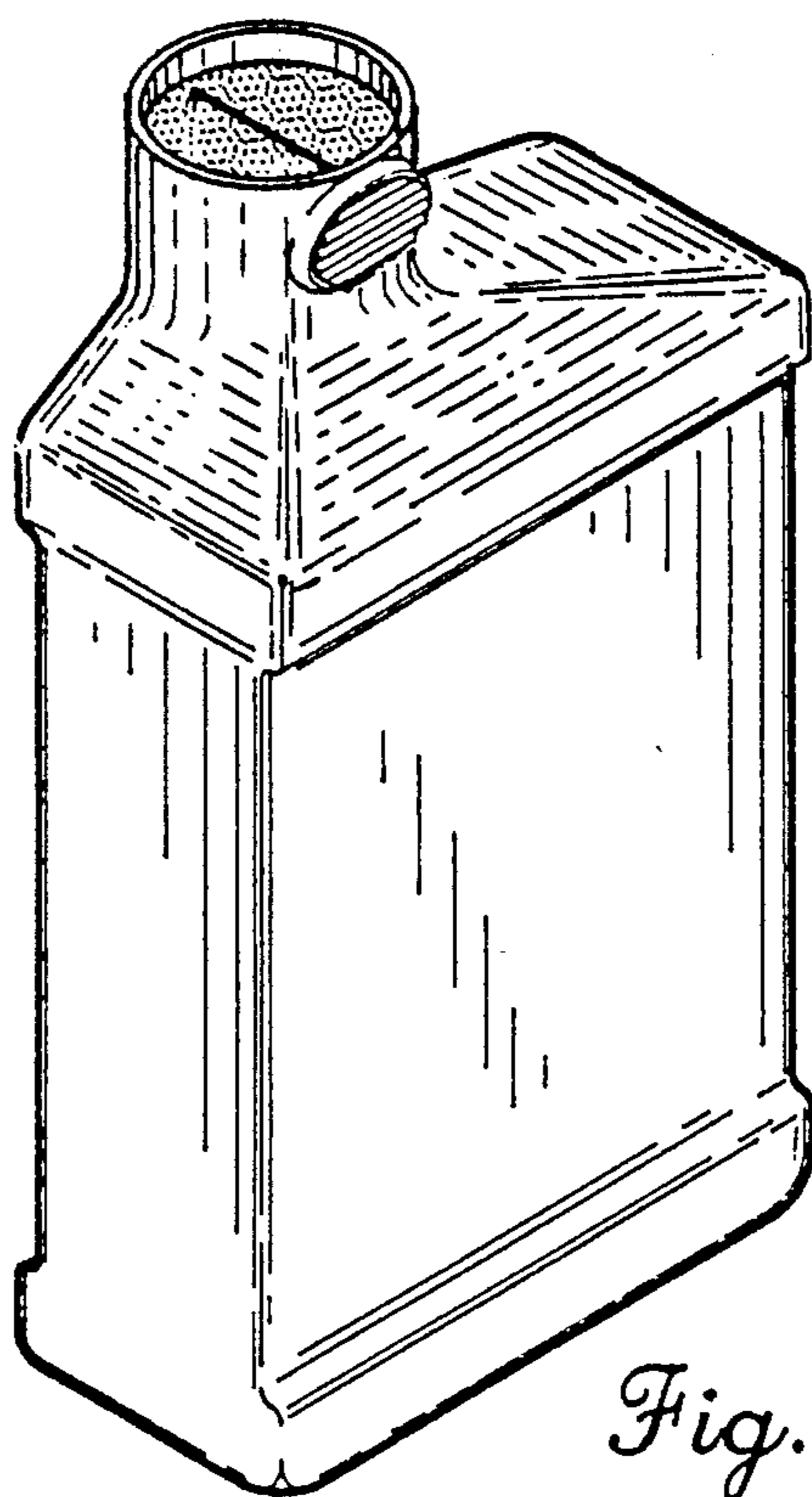


Fig. 1




Fig. 2




Fig. 3

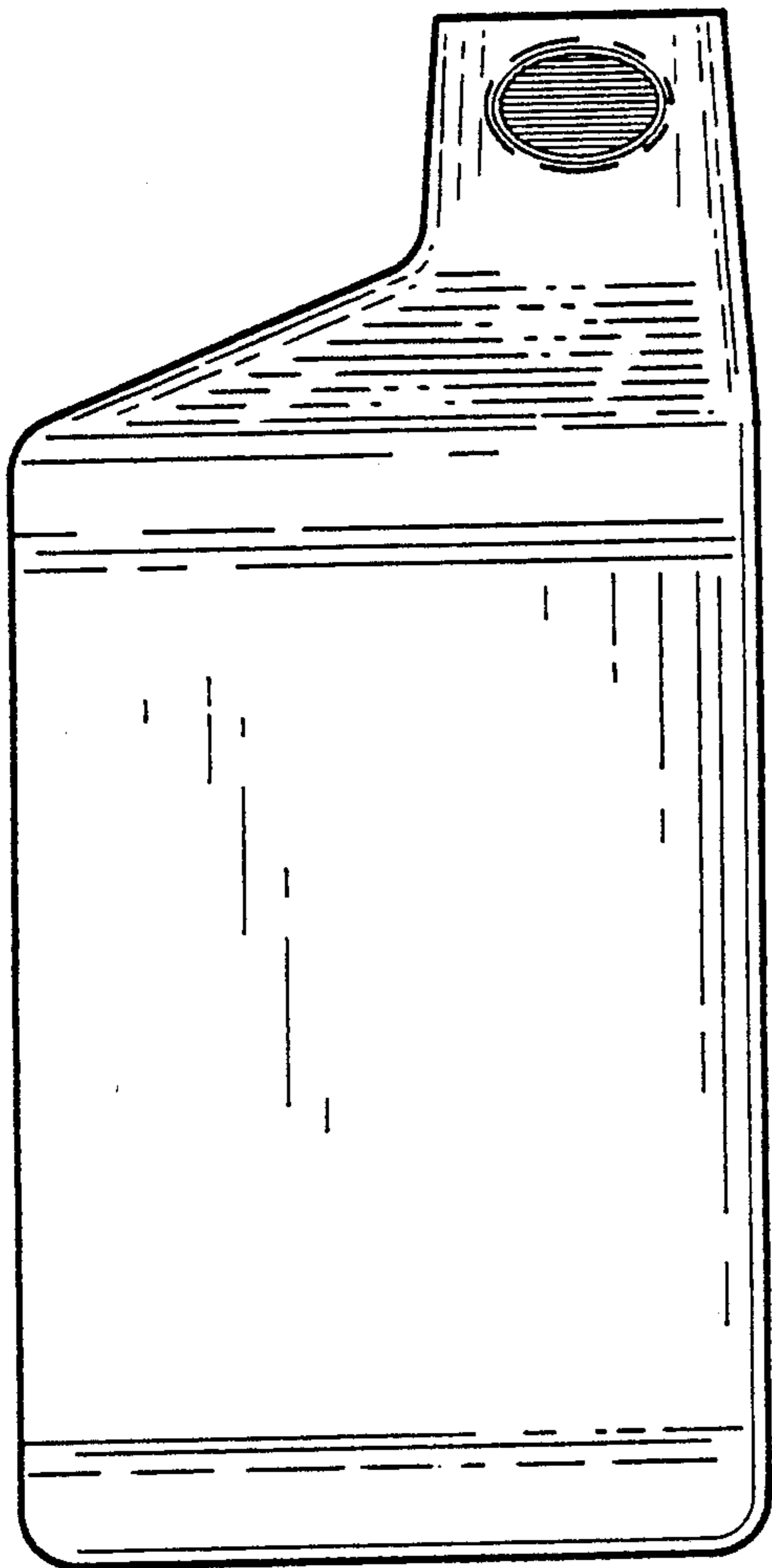


Fig. 4




Fig. 5




Fig. 6




Fig. 7