



US00D325967S

United States Patent [19]

[11] Patent Number: **Des. 325,967**

Dieterle et al.

[45] Date of Patent: **** May 5, 1992**

[54] HEATING ELEMENT FOR USE IN RESIDENCES PREFERABLY OF BATHS AND BOARDING TO BE PLACED STANDING FREE BEFORE A WALL

FOREIGN PATENT DOCUMENTS

1196345 11/1959 France 219/540

[75] Inventors: **Richard Dieterle**, Emmendingen;
Peter Kriese, Lahr, both of Fed. Rep. of Germany

OTHER PUBLICATIONS

Commodore Heaters Corporation Brochure, p. 4, Heating Element (A) top left side of page.

[73] Assignee: **Zehnder Verkaufs-und Verwaltungs AG**, Gränichen, Switzerland

Primary Examiner—James M. Gandy
Assistant Examiner—Lisa Lichtenstein
Attorney, Agent, or Firm—Robert W. Becker & Associates

[**] Term: **14 Years**

[21] Appl. No.: **493,861**

[57] CLAIM

[22] Filed: **Mar. 14, 1990**

The ornamental design for a heating element for use in residences preferably of baths and boarding to be placed standing free before a wall, as shown and described.

[30] Foreign Application Priority Data

DESCRIPTION

Sep. 14, 1989 [IB] Int'l Pat. Institute **DM/014569**

[52] U.S. Cl. **D23/386**

[58] Field of Search **D23/386, 418, 323; 219/540; 392/354**

FIG. 1 is a front elevation view of a heating element for use in residences preferably of baths and boarding to be placed standing free before a wall, showing our new design;

[56] References Cited

U.S. PATENT DOCUMENTS

2,170,174 8/1939 Wiegand 219/540
3,272,965 9/1966 Reichelt 219/540
3,500,016 3/1970 Karmazin 219/540

FIG. 2 is a left side elevation view thereof, the opposite side being a mirror image of that shown;

FIG. 3 is a rear elevation view thereof;

FIG. 4 is a top plan view thereof; and,

FIG. 5 is a bottom plan view thereof.

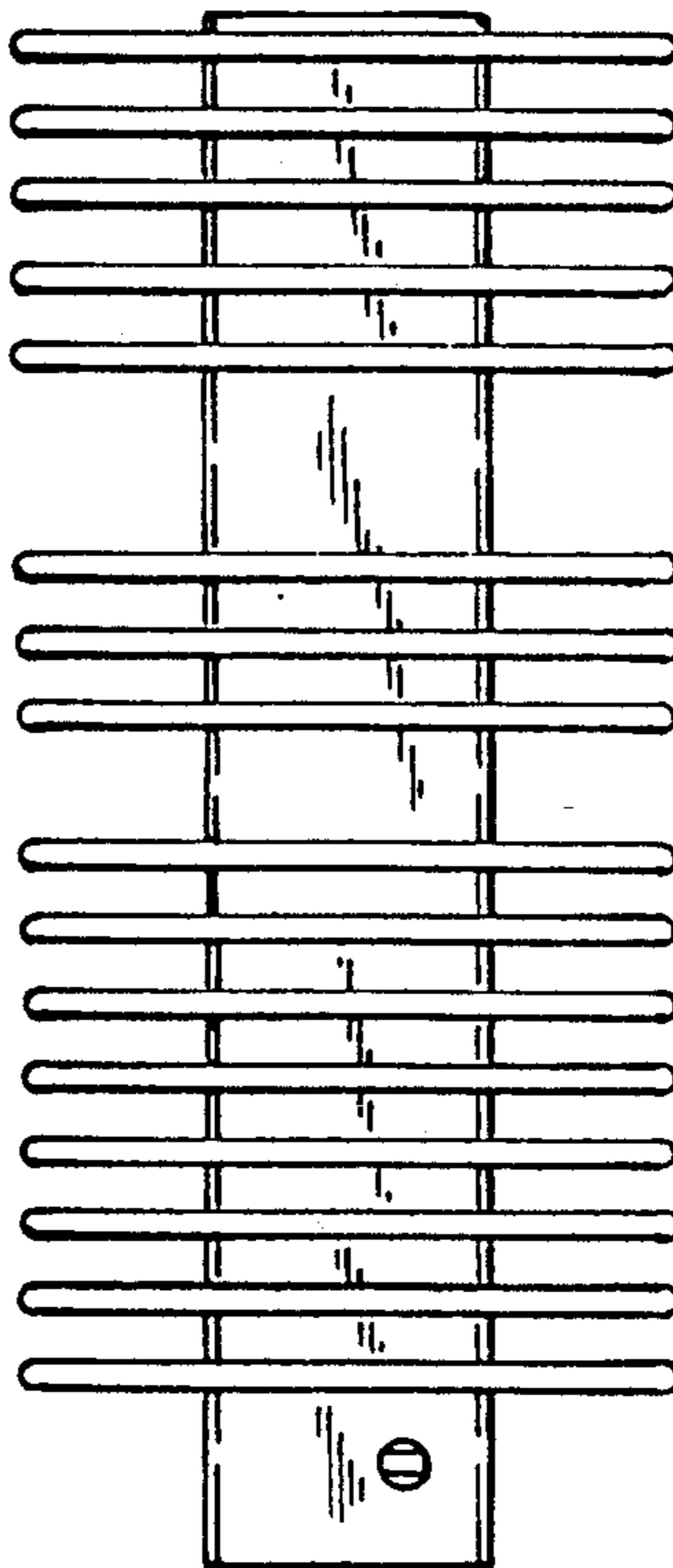


FIG-1

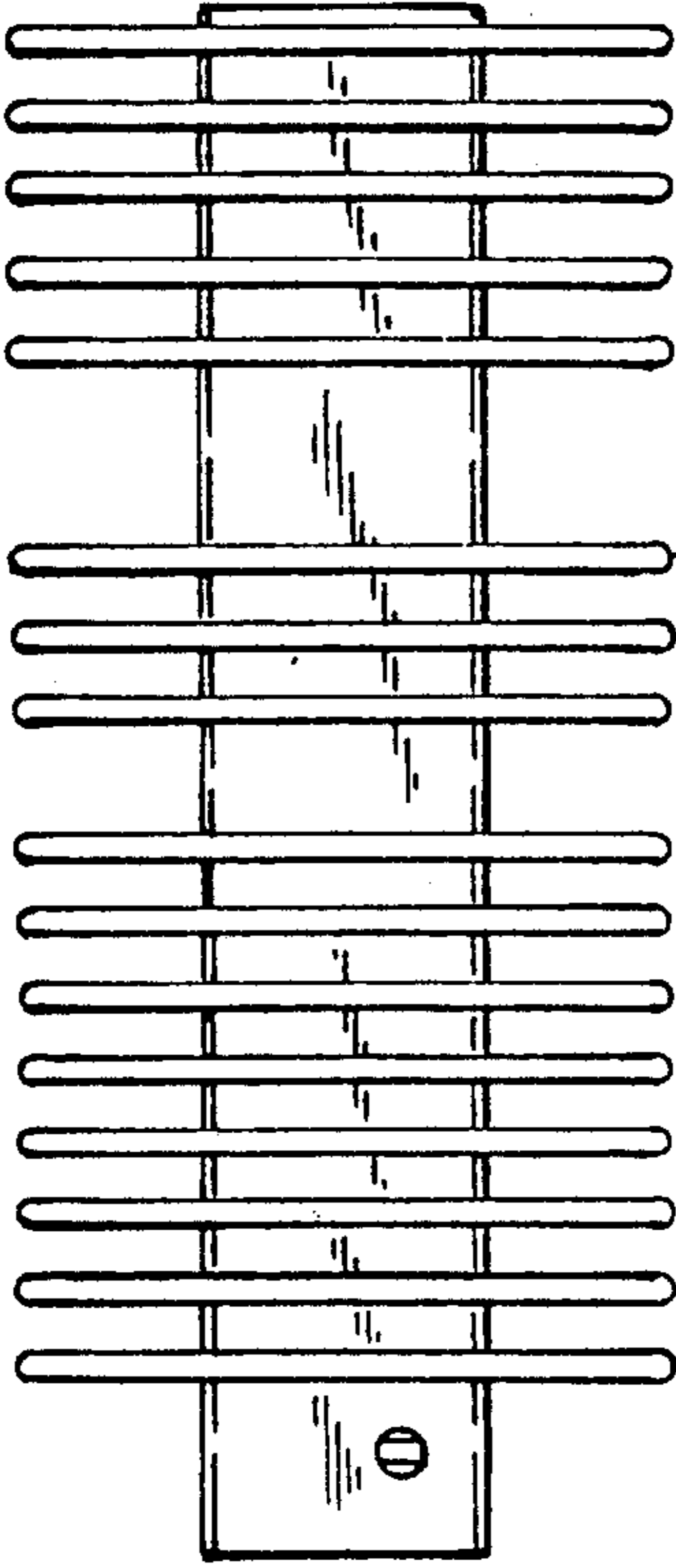


FIG-2

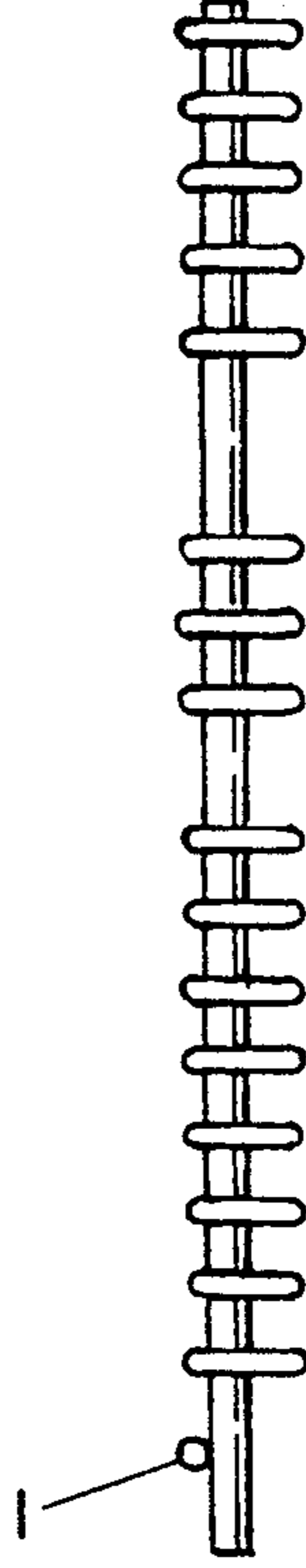


FIG-3

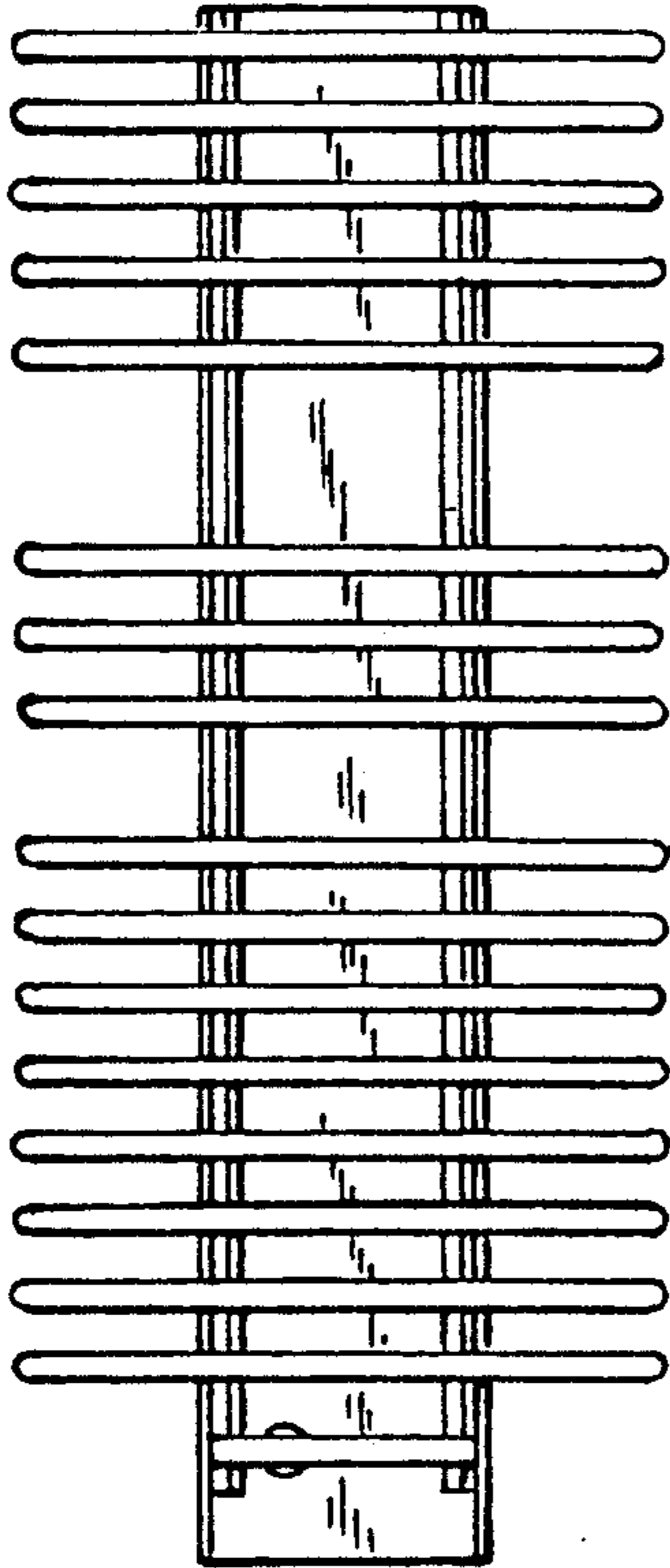


FIG-4



FIG-5

