



US00D325953S

United States Patent [19]

Vecchiarelli

[11] Patent Number: Des. 325,953

[45] Date of Patent: ** May 5, 1992

[54] PISTOL GRIP

4,378,651 4/1983 Pachmayr et al. 42/71.02

[75] Inventor: Joseph F. Vecchiarelli, Springfield, Mass.

[73] Assignee: Smith & Wesson Corp., Springfield, Mass.

[**] Term: 14 Years

[21] Appl. No.: 434,843

[22] Filed: Nov. 13, 1989

[52] U.S. Cl. D22/108; D22/104

[58] Field of Search D22/108, 104; 42/71.02, 42/74

OTHER PUBLICATIONS

Law Enforcement Handgun Digest, © 1976, p. 287, #3, Crusader Pistol.

Law Enforcement Handgun Digest, © 1976, p. 155, Thermodynamic Pistol.

Primary Examiner—A. Hugo Word

Assistant Examiner—Doris V. Coles

Attorney, Agent, or Firm—Chapin, Neal & Dempsey

[57] CLAIM

The ornamental design of a pistol grip, as shown and described.

[56] References Cited

U.S. PATENT DOCUMENTS

D. 257,166	9/1980	Hogue	D22/104
D. 271,229	11/1983	Pachmayr et al.	D22/104
D. 306,636	3/1990	Cox	D22/104
3,672,084	6/1972	Pachmayr	D22/108 X
4,128,957	12/1978	Lee	42/71.02 X
4,199,887	4/1980	Hogue	42/71.02
4,315,379	2/1982	Lang	42/71.02
4,333,256	6/1982	Hogue	42/171.02
4,359,833	11/1982	Pachmayr et al.	42/71.02

DESCRIPTION

FIG. 1 is a right side elevational view of pistol grip, showing my new design, the broken line showing of environment is for illustrative purposes only and forms no part of claimed design;

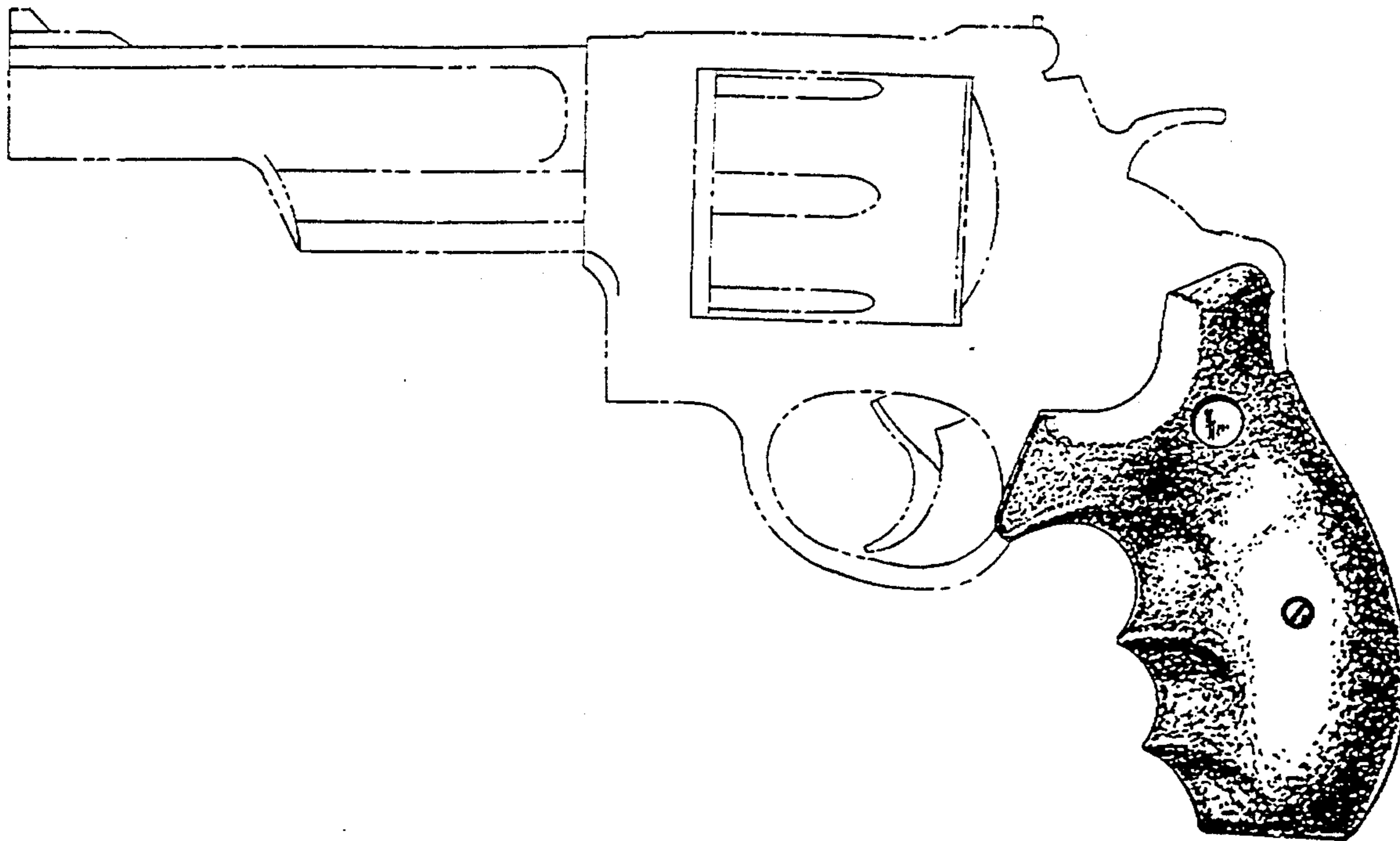
FIG. 2 is a left side elevational view thereof;

FIG. 3 is a top plan view thereof;

FIG. 4 is a bottom plan view thereof;

FIG. 5 is a rear and elevational view thereof; and,

FIG. 6 is a front and elevational view thereof.



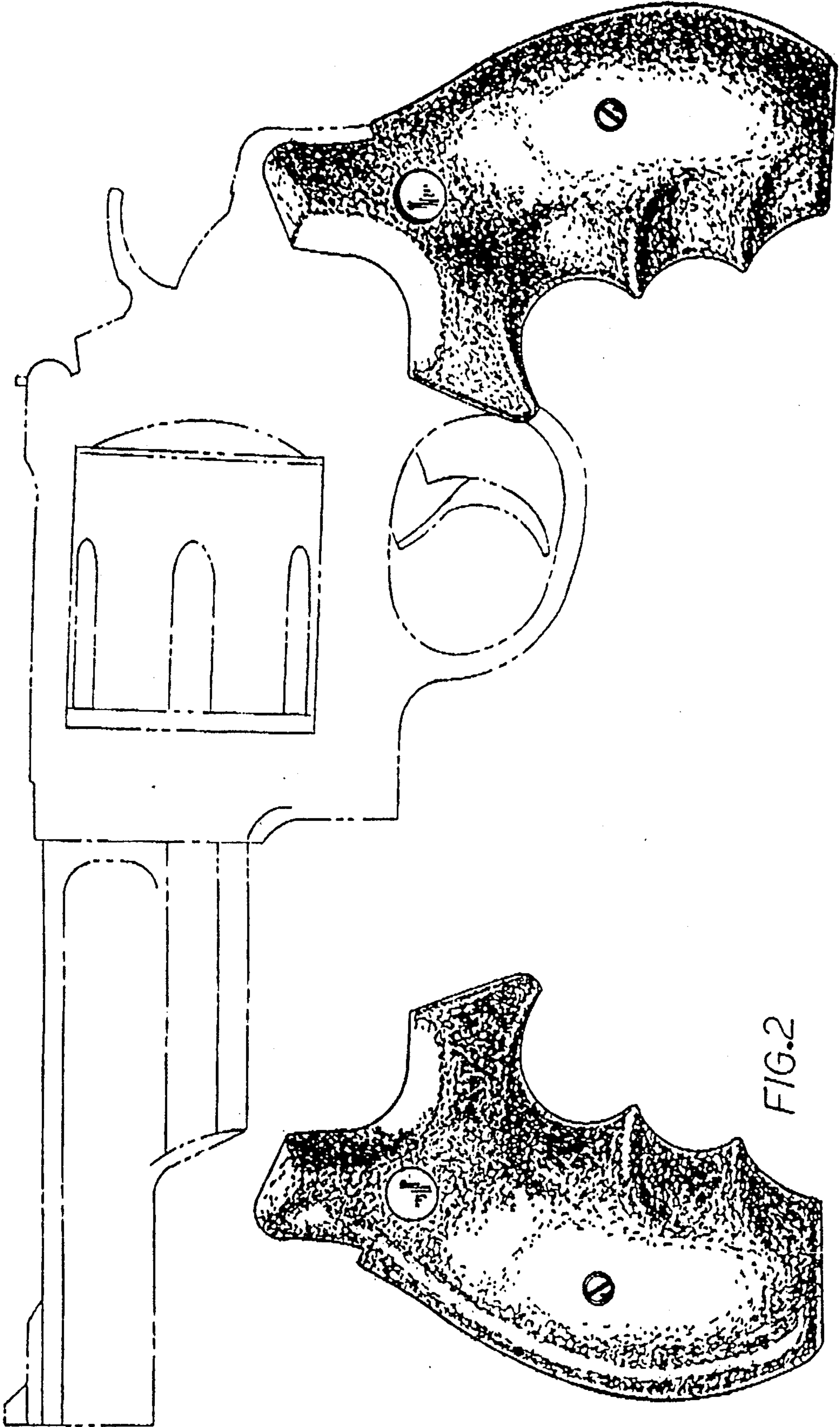


FIG. 3

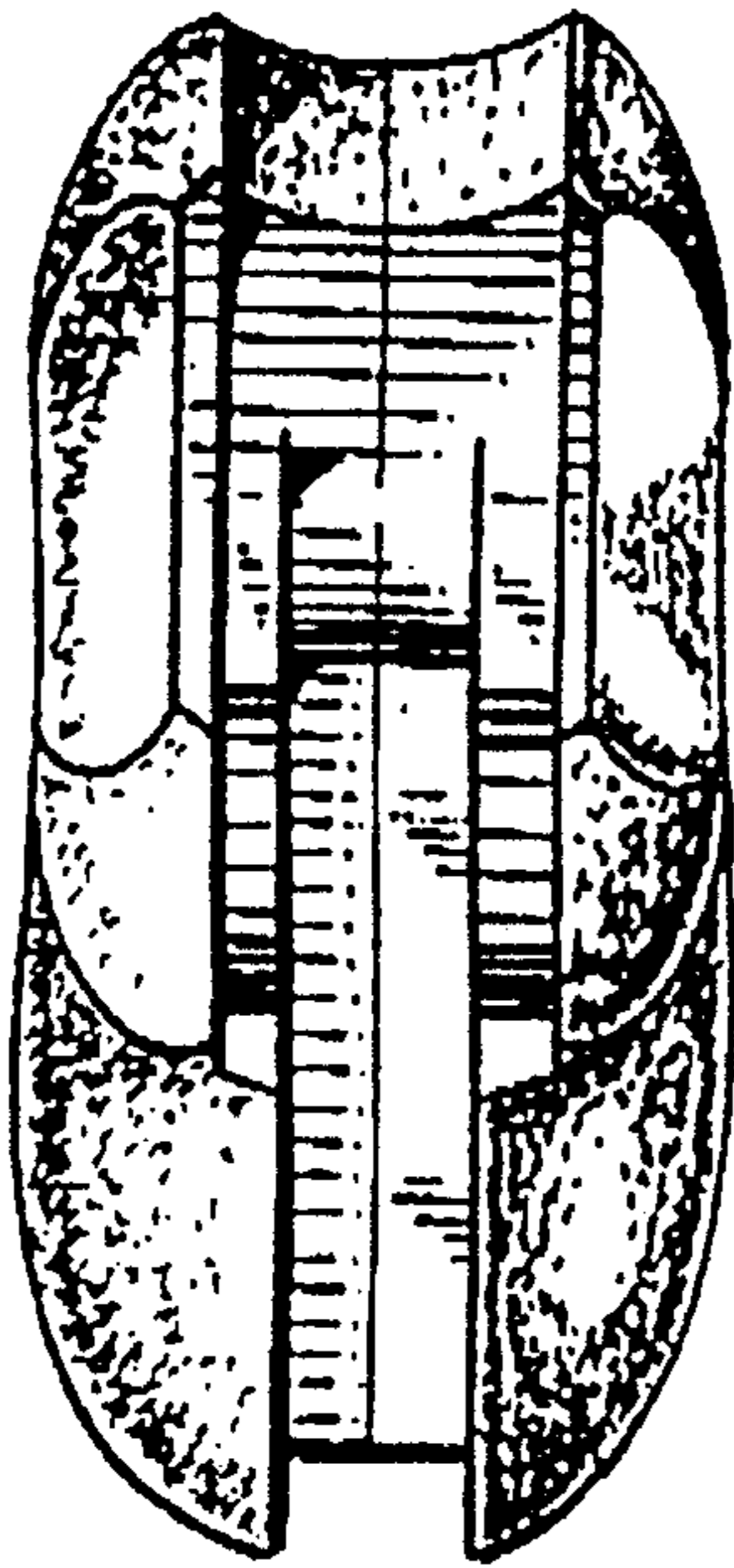


FIG. 4

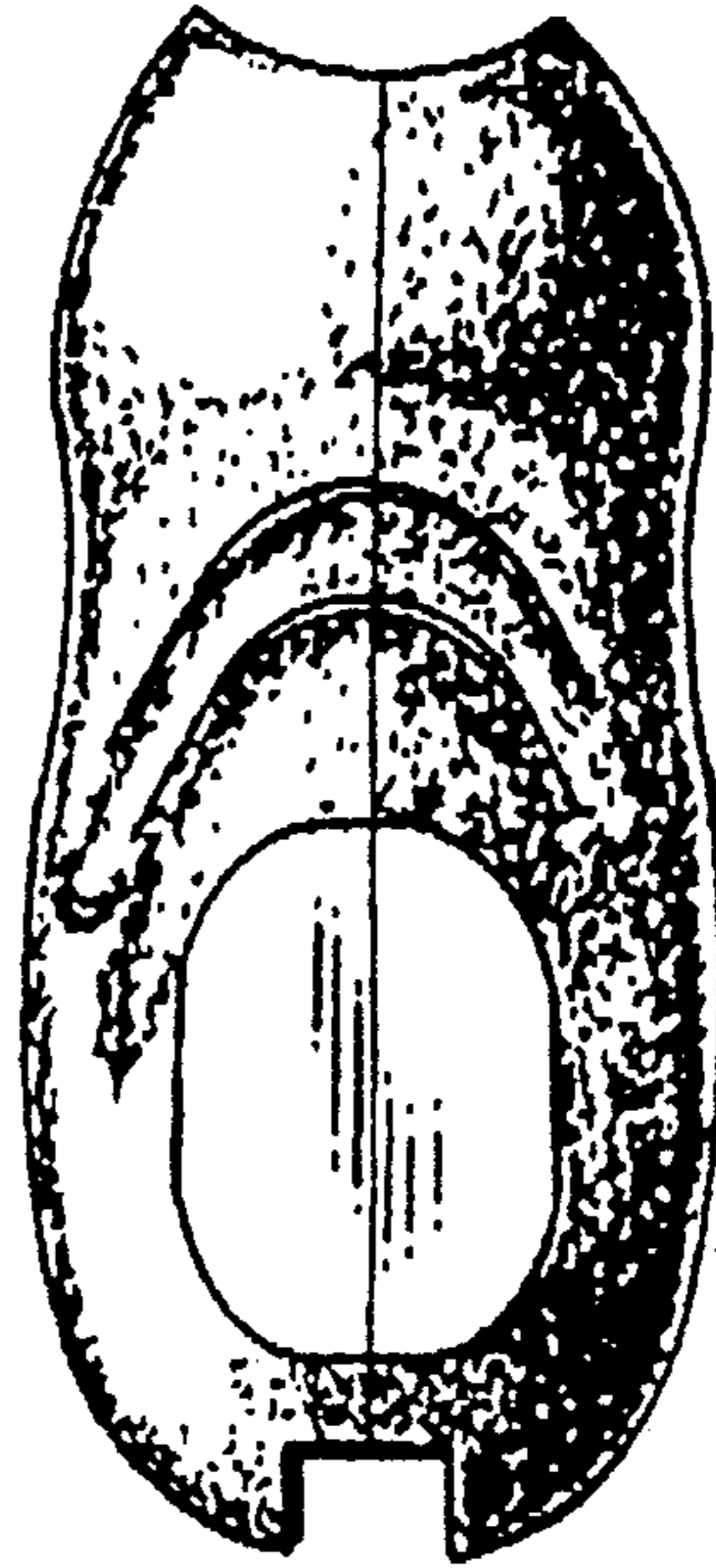


FIG. 5




FIG. 6

