



US00D325952S

United States Patent [19]
Moore

[11] **Patent Number: Des. 325,952**
[45] **Date of Patent: ** May 5, 1992**

[54] **SHOTSHELL CARRIER**

[76] **Inventor: Larry E. Moore, 1598 Sierra Dr., Cottonwood, Ariz. 86326**

[**] **Term: 14 Years**

[21] **Appl. No.: 431,322**

[22] **Filed: Nov. 3, 1989**

[52] **U.S. Cl. D22/108**

[58] **Field of Search D22/108; D3/100-101, D3/104; 86/44; 89/45-47; 224/182, 203, 205, 239, 246, 251, 255; 42/17**

[56] **References Cited**

U.S. PATENT DOCUMENTS

D. 231,982	7/1974	Farquharson	D3/100
D. 271,787	12/1983	Finley	D3/100
2,744,348	5/1956	Smith	224/251 X
3,153,500	10/1964	Pachmayr et al.	206/3
3,716,016	2/1973	Aylesworth et al.	224/252 X
4,613,068	9/1986	Bianchi	724/203 X

FOREIGN PATENT DOCUMENTS

191401	11/1898	France	206/3
136904	12/1919	United Kingdom	206/3

OTHER PUBLICATIONS

Bianchi International, 1987, p. 27, cartridge holder, item 24 circled in middle of page.

Gander Mountain Inc., 1974, p. 62, cartridge pockets, circled at bottom of page.

Safariland, 1977, p. 11, cartridge carrier, circled at bottom of page.

Primary Examiner—Wallace R. Burke

Assistant Examiner—H. Baynham

Attorney, Agent, or Firm—Workman, Nydegger & Jensen

[57] **CLAIM**

The ornamental design for a shotshell carrier, as shown and described.

DESCRIPTION

FIG. 1 is a perspective view of a shotshell carrier showing my new design;

FIG. 2 is a top plan view thereof;

FIG. 3 is a left side elevational view thereof;

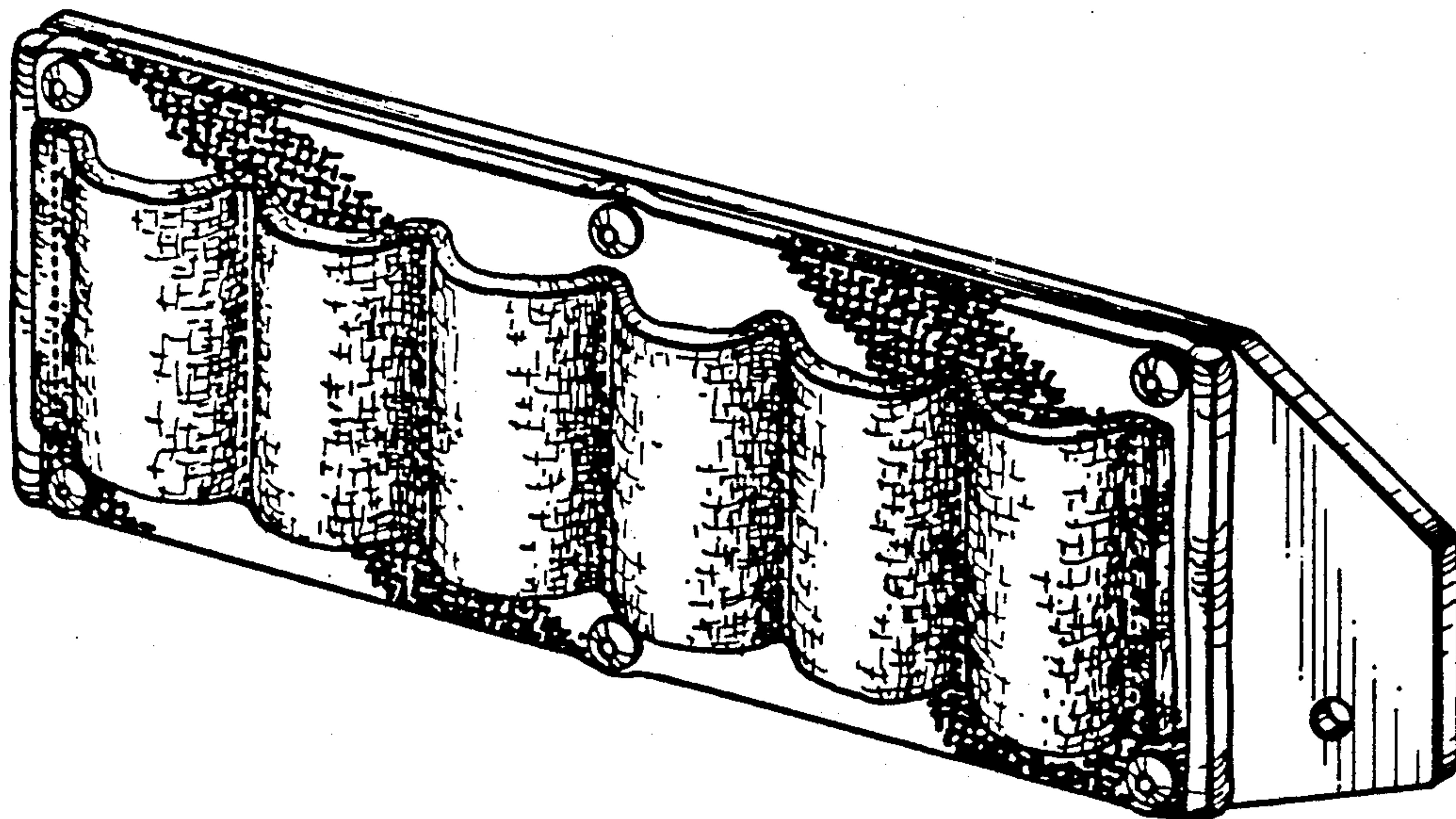
FIG. 4 is a front elevational view thereof;

FIG. 5 is a right side elevational view thereof;

FIG. 6 is a bottom plan view thereof; and,

FIG. 7 is a rear elevational view thereof.

The cross-hatched shading variations are used to show contrasting surface materials.



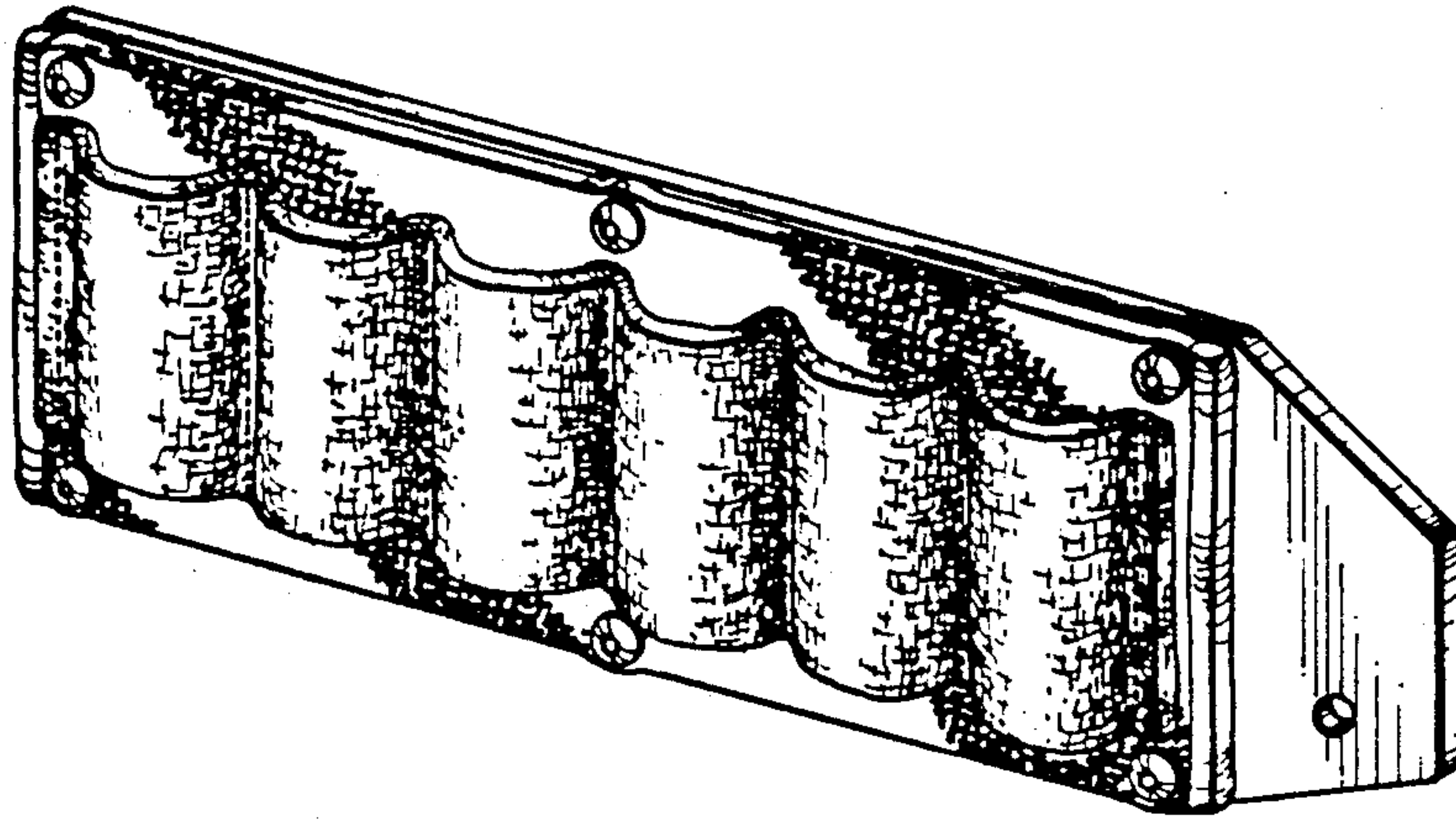


FIG. 1



FIG. 2




FIG. 3

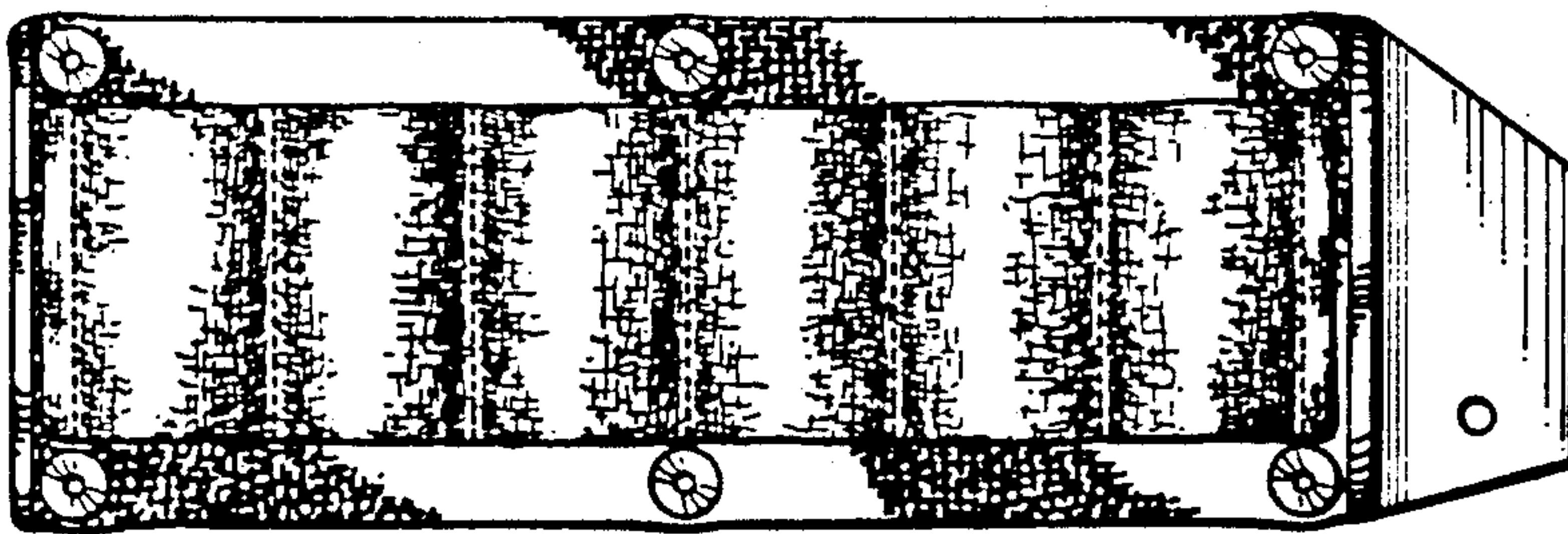


FIG. 4



FIG. 5



FIG. 6

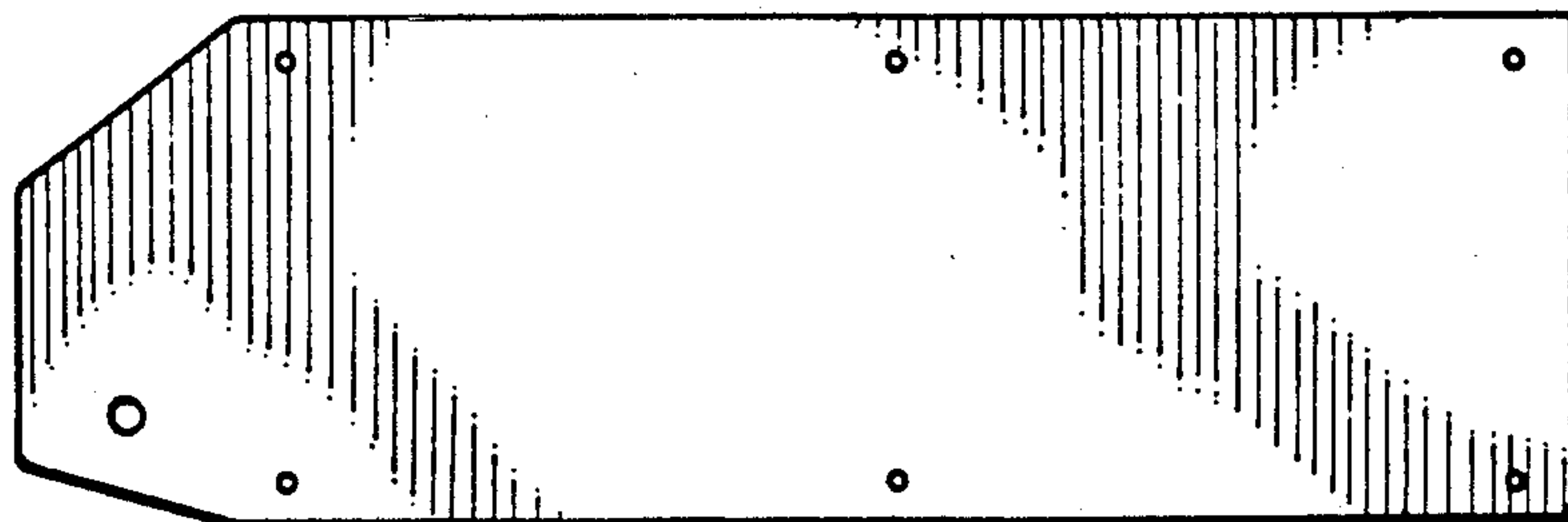


FIG. 7