



US00D325903S

**United States Patent** [19]  
**Kimble**

[11] **Patent Number: Des. 325,903**  
[45] **Date of Patent: \*\* May 5, 1992**

[54] **COMPUTER TERMINAL**

[75] **Inventor: Thomas E. Kimble, Glendale, Ohio**

[73] **Assignee: Random Corporation, Cincinnati, Ohio**

[\*\*] **Term: 14 Years**

[21] **Appl. No.: 397,303**

[22] **Filed: Aug. 23, 1989**

[52] **U.S. Cl. .... D14/106**

[58] **Field of Search ..... D14/100, 105, 106, 107, D14/109, 113, 115; D18/1, 7, 11, 12; 340/700, 706, 711, 712; 341/22, 23; 235/145 A, 145 R; 358/249, 254; 364/706-710; 400/477, 485, 486, 488, 489, 681, 682, 685, 691; 312/208; 434/202, 227; 361/380-384**

[56] **References Cited**

**U.S. PATENT DOCUMENTS**

- D. 284,193 6/1986 Marshall ..... D14/106 X
- D. 298,945 12/1988 Kagayama et al. .... D14/106
- D. 310,213 8/1990 Tsukada et al. .... D14/106
- D. 310,543 9/1990 Brown ..... D14/106 X
- D. 312,621 12/1990 Soren et al. .... D14/100
- D. 312,822 12/1990 Watabe et al. .... D14/106
- 4,084,213 4/1978 Kirchner et al. .... 361/384

**FOREIGN PATENT DOCUMENTS**

- 499866 4/1979 Japan ..... D14/106
- 686386 9/1986 Japan ..... D14/106

*Primary Examiner*—Wallace R. Burke  
*Assistant Examiner*—Freda S. Nunn  
*Attorney, Agent, or Firm*—Eugene F. Friedman

[57] **CLAIM**

The ornamental design for a computer terminal, as shown and described.

**DESCRIPTION**

FIG. 1 is a top, front, right side perspective view of a computer terminal showing my new design in the open condition;

FIG. 2 is a reduced top plan view thereof;

FIG. 3 is a reduced front elevational view thereof;

FIG. 4 is a reduced rear elevational view thereof;

FIG. 5 is a right side elevational view thereof;

FIG. 6 is a right side elevational view thereof in the open condition; and,

FIG. 7 is an enlarged top, right side perspective view thereof.

The undisclosed side has the same appearance as the disclosed side in FIGS. 1 and 5 to 7 except that it lacks the screw head.

The raised keys shown at the front in broken lines are for illustrative purposes only and form no part of the claimed design. The flat keys shown at the rear in solid lines do form part of the claimed invention.




Fig. 1

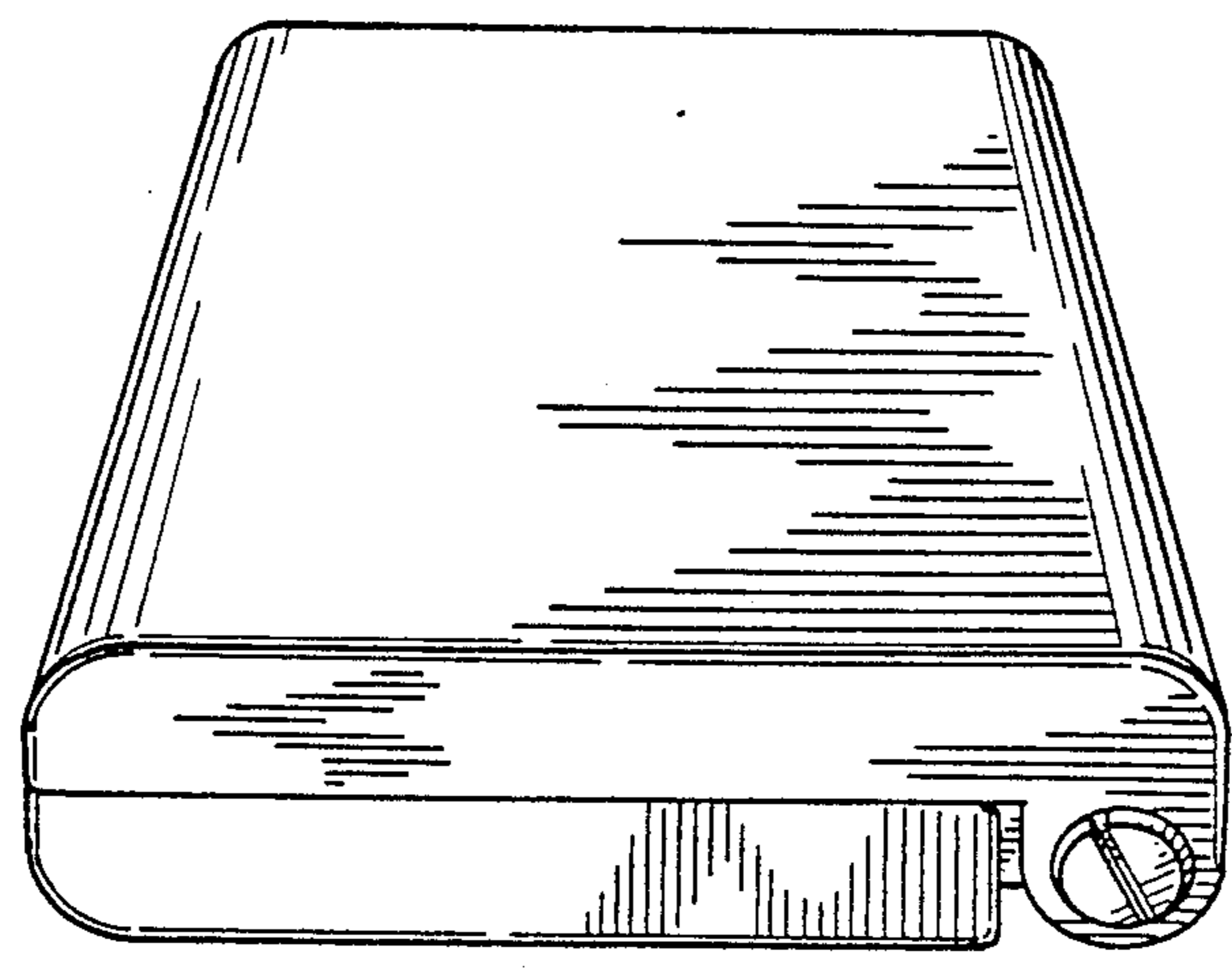



Fig. 7

Fig. 3

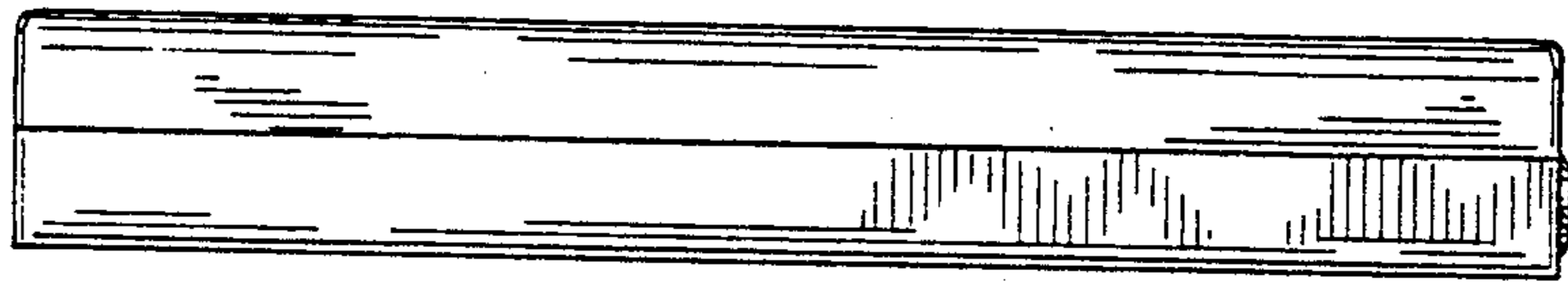


Fig. 2

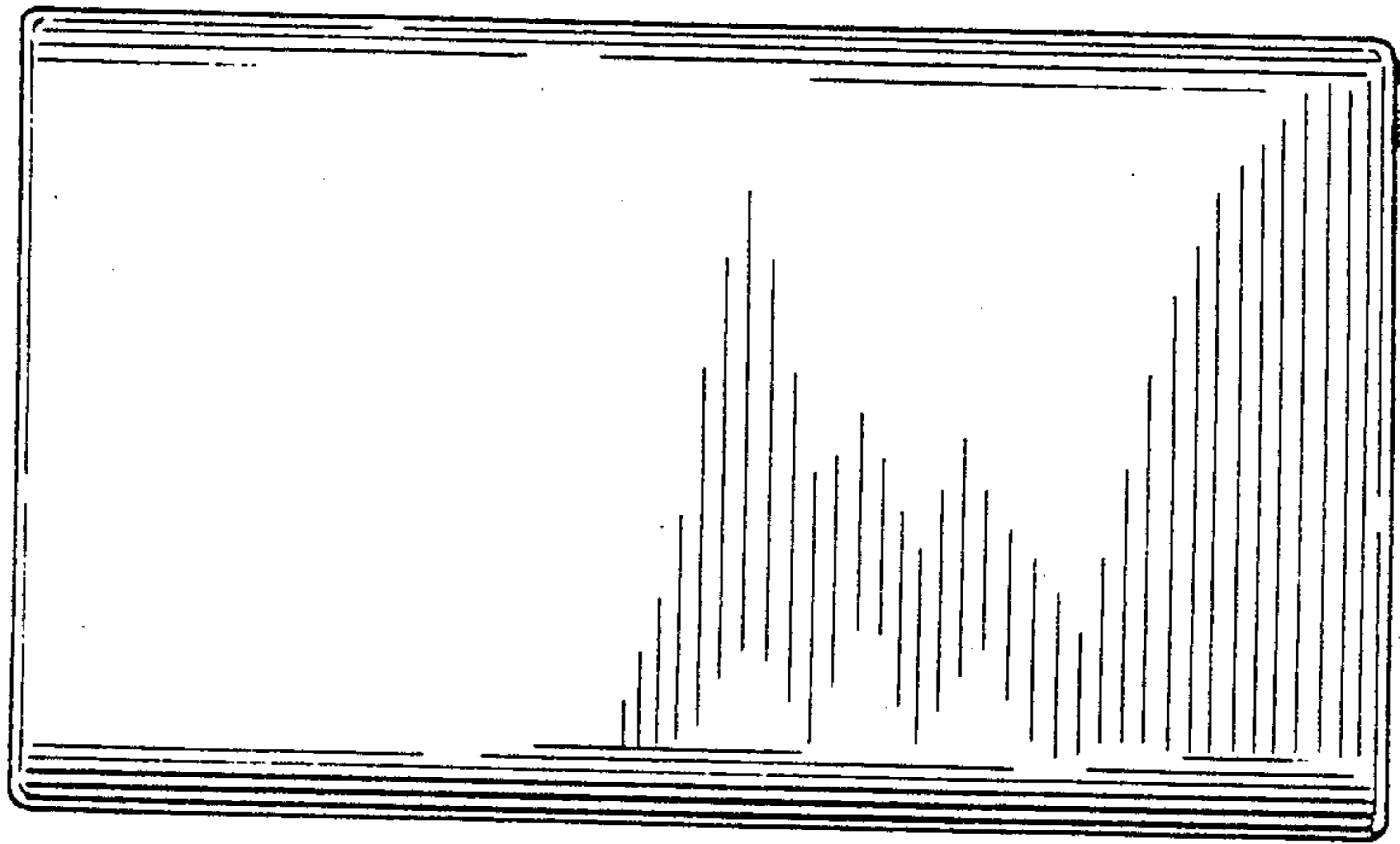


Fig. 4

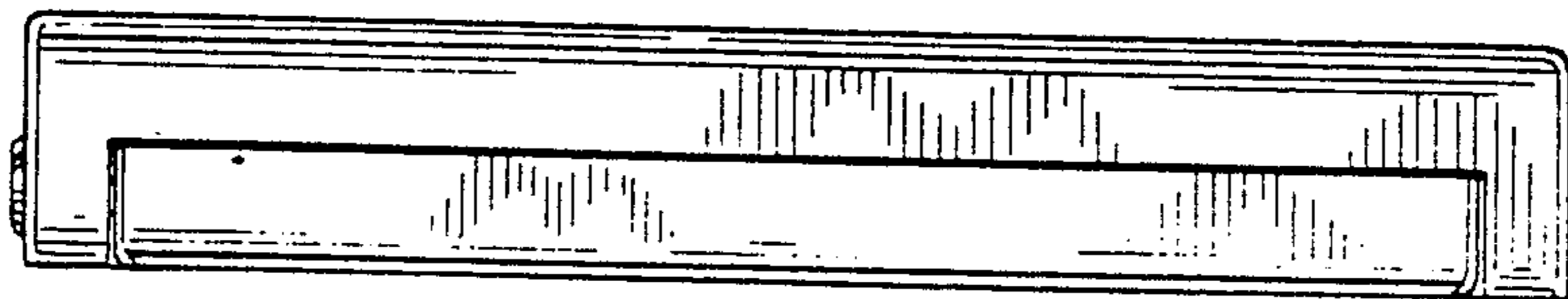


Fig. 5

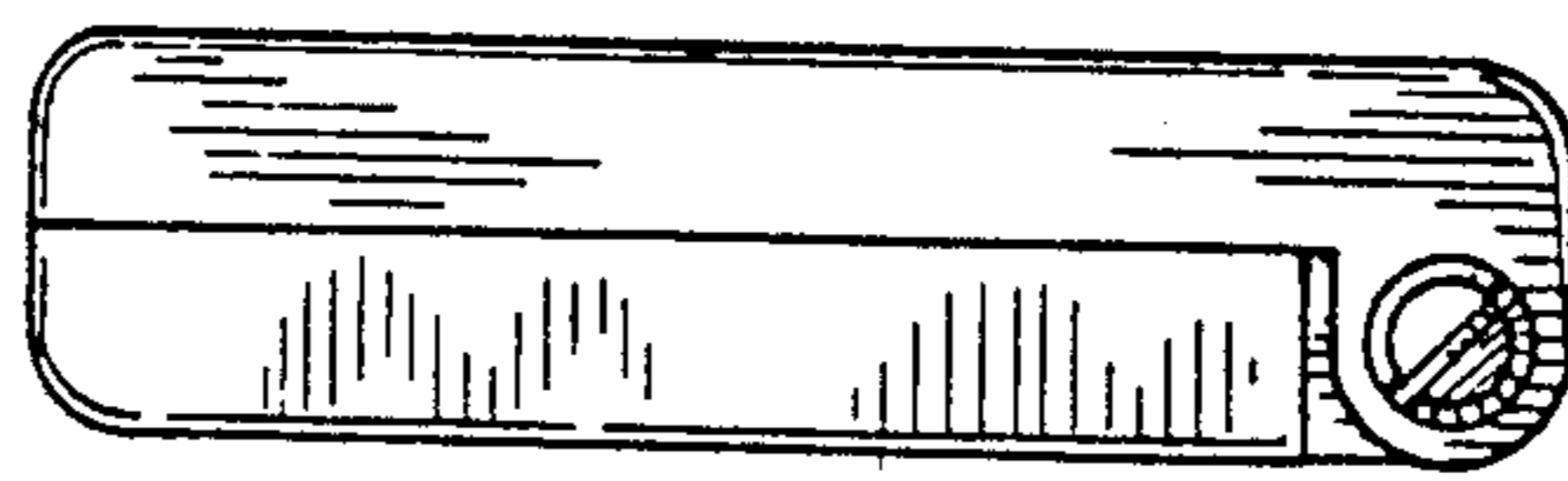


Fig. 6

