



US00D325893S

United States Patent [19]

Schuster

[11] Patent Number: Des. 325,893

[45] Date of Patent: ** May 5, 1992

- [54] **STRETCHER OR THE LIKE**
- [75] Inventor: **Jurg O. Schuster**, Zumikon, Switzerland
- [73] Assignee: **Samarit Medizintechnik Aktiengesellschaft**, Switzerland
- [**] Term: **14 Years**
- [21] Appl. No.: **442,216**
- [22] Filed: **Nov. 28, 1989**
- [30] **Foreign Application Priority Data**
 Jun. 5, 1989 [DE] Fed. Rep. of Germany 8904040
- [52] U.S. Cl. **D12/128; D24/183**
- [58] Field of Search **D12/128, 133; D24/183, D24/184; 5/81 R, 82 R, 417, 420; 128/869**
- [56] **References Cited**
U.S. PATENT DOCUMENTS
 D. 306,148 2/1990 Dannals et al. D12/128
 4,584,729 4/1986 Roberts et al. 5/82 R

4,967,427 11/1990 Cherepy, Sr. 5/81 C
 5,048,134 9/1991 Dennill et al. 5/82 R


Primary Examiner—Kay H. Chin
Attorney, Agent, or Firm—Eckert, Seamans, Cherin & Mellott

[57] CLAIM

The ornamental design for a stretcher or the like, as shown and described.

DESCRIPTION

FIG. 1 is a top perspective view of a stretcher or the like showing my new design;
 FIG. 2 is a front elevational view thereof; the rear elevational view being a mirror image of that shown;
 FIG. 3 is a side elevational view thereof, the opposite side elevational view being a mirror image of that shown;
 FIG. 4 is a top plan view thereof; and,
 FIG. 5 is a bottom plan view thereof.
 The straps in FIG. 2 through 5 shown broken away for convenience of illustration.






FIG. 1




FIG. 2

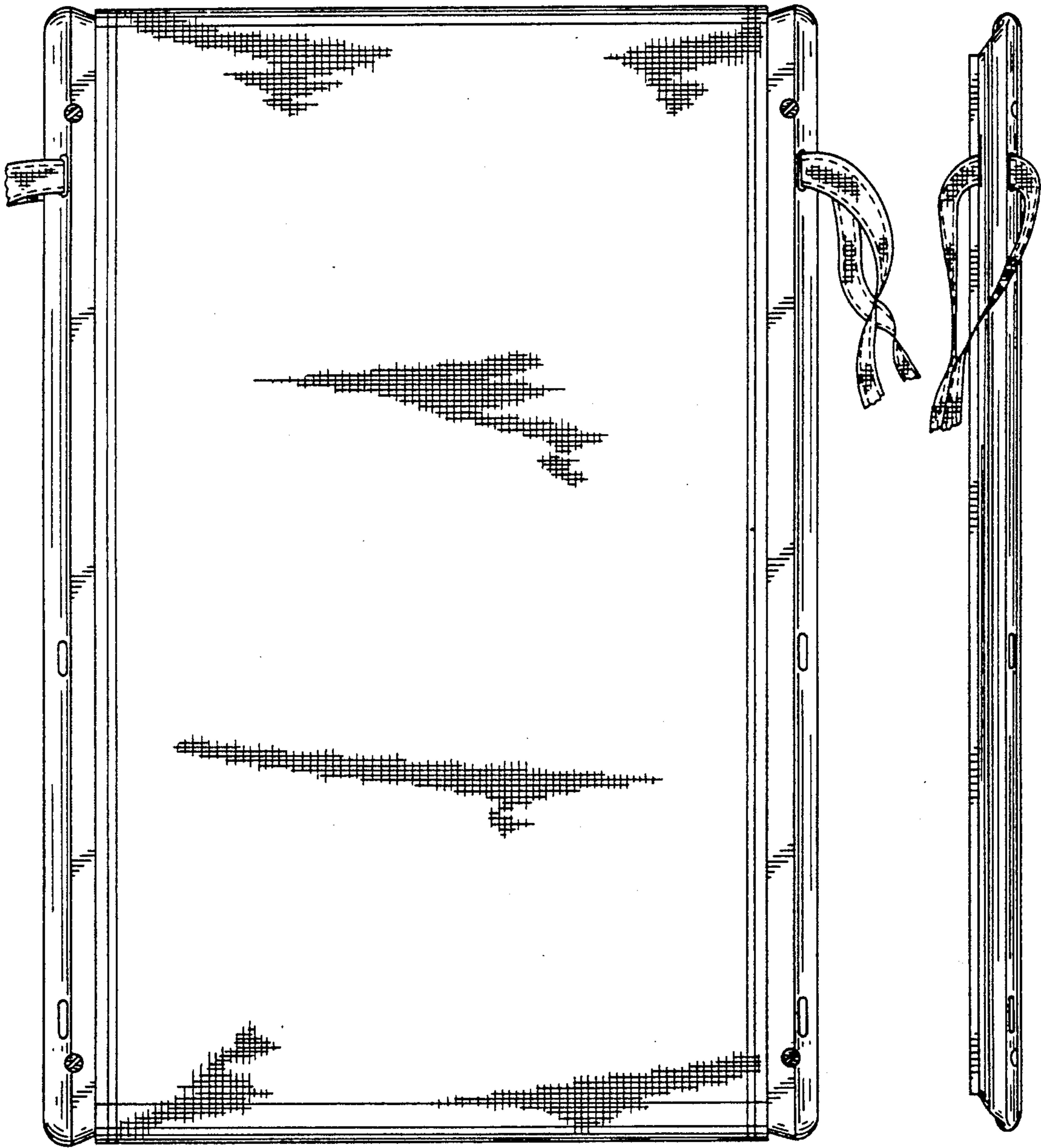


FIG. 4

FIG. 3




FIG. 5