



US00D325885S

United States Patent [19] Small

[11] Patent Number: **Des. 325,885**

[45] Date of Patent: **** May 5, 1992**

- [54] **BROOCH** 2,565,700 8/1951 Schiller D11/118
- [76] Inventor: **Jeannie C. Small**, Woodlyn Hills,
Algona, Iowa 50511
- [**] Term: **14 Years**
- [21] Appl. No.: **542,399**
- [22] Filed: **Jun. 22, 1990**
- [52] U.S. Cl. **D11/64; D11/48;**
D11/84; D11/115
- [58] Field of Search **D11/1-2,**
D11/40-50, 53-55, 61, 63, 64, 66, 73, 75-86,
115, 118, 95-108, 116; 63/1.1, 2, 12-14.8, 1.1, 2,
20; 40/1.5; D20/11, 22

OTHER PUBLICATIONS

Danecraft Inc. 1963-64 Catalog p. 24 upper right of page-In.

Primary Examiner—A. Hugo Word
Assistant Examiner—R. Seifert
Attorney, Agent, or Firm—Henderson & Sturm

[57] CLAIM

The ornamental design for a brooch, as shown and described.

DESCRIPTION

FIG. 1 is a perspective view of a brooch showing my new design;
FIG. 2 is a rear elevational view;
FIG. 3 is a rear elevational view;
FIG. 4 is a left side elevational view;
FIG. 5 is a right side elevational view;
FIG. 6 is a top plan view; and,
FIG. 7 is a bottom plan view.

[56] References Cited

U.S. PATENT DOCUMENTS

6,015	7/1872	Perley	D11/115
D. 150,428	8/1948	Katz	D11/64
D. 178,383	7/1956	Katz	D11/84
D. 287,345	12/1986	McLaughlin	D11/118
D. 291,072	7/1987	Herbert, Jr.	D11/118






Fig. 1

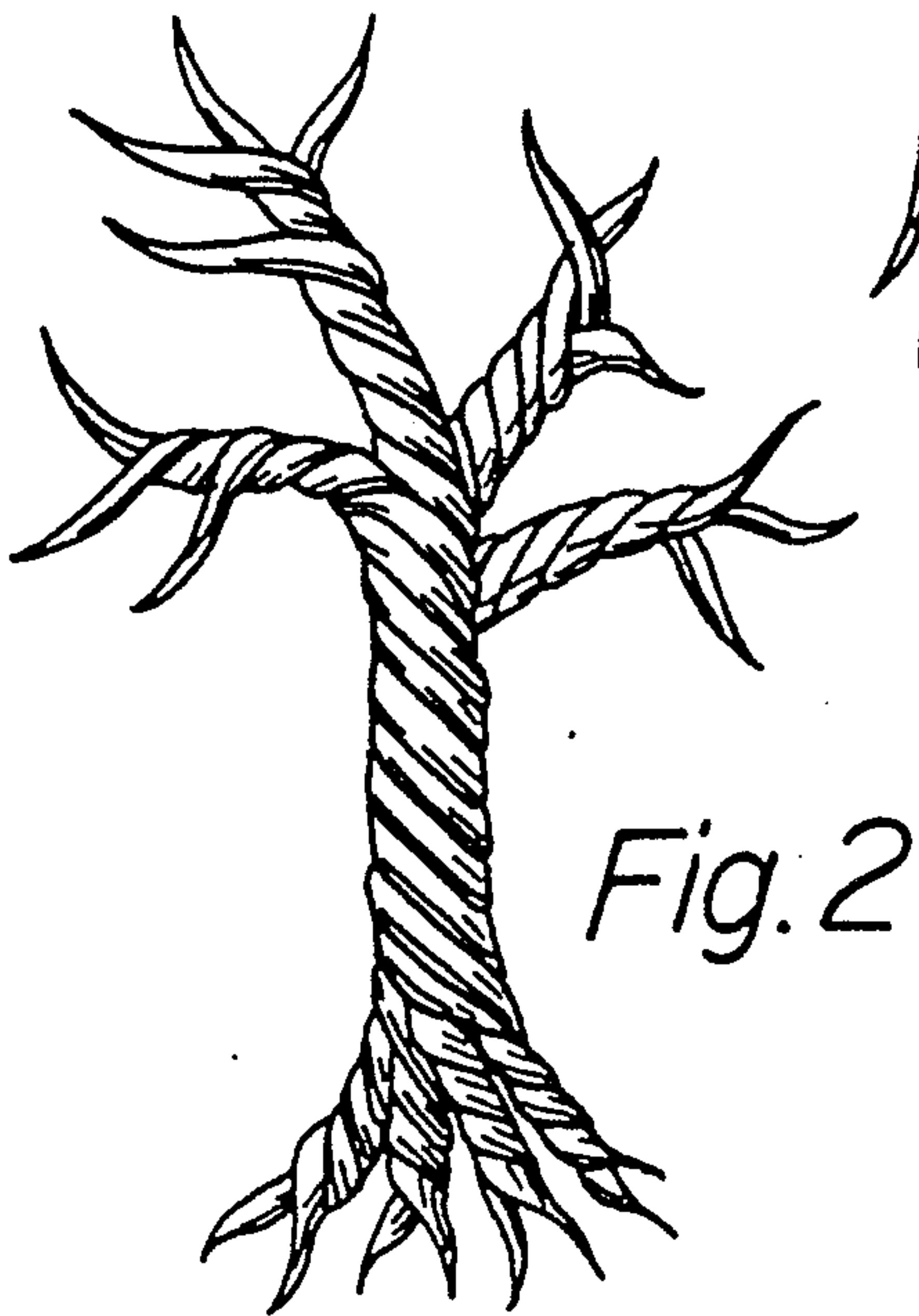


Fig. 2

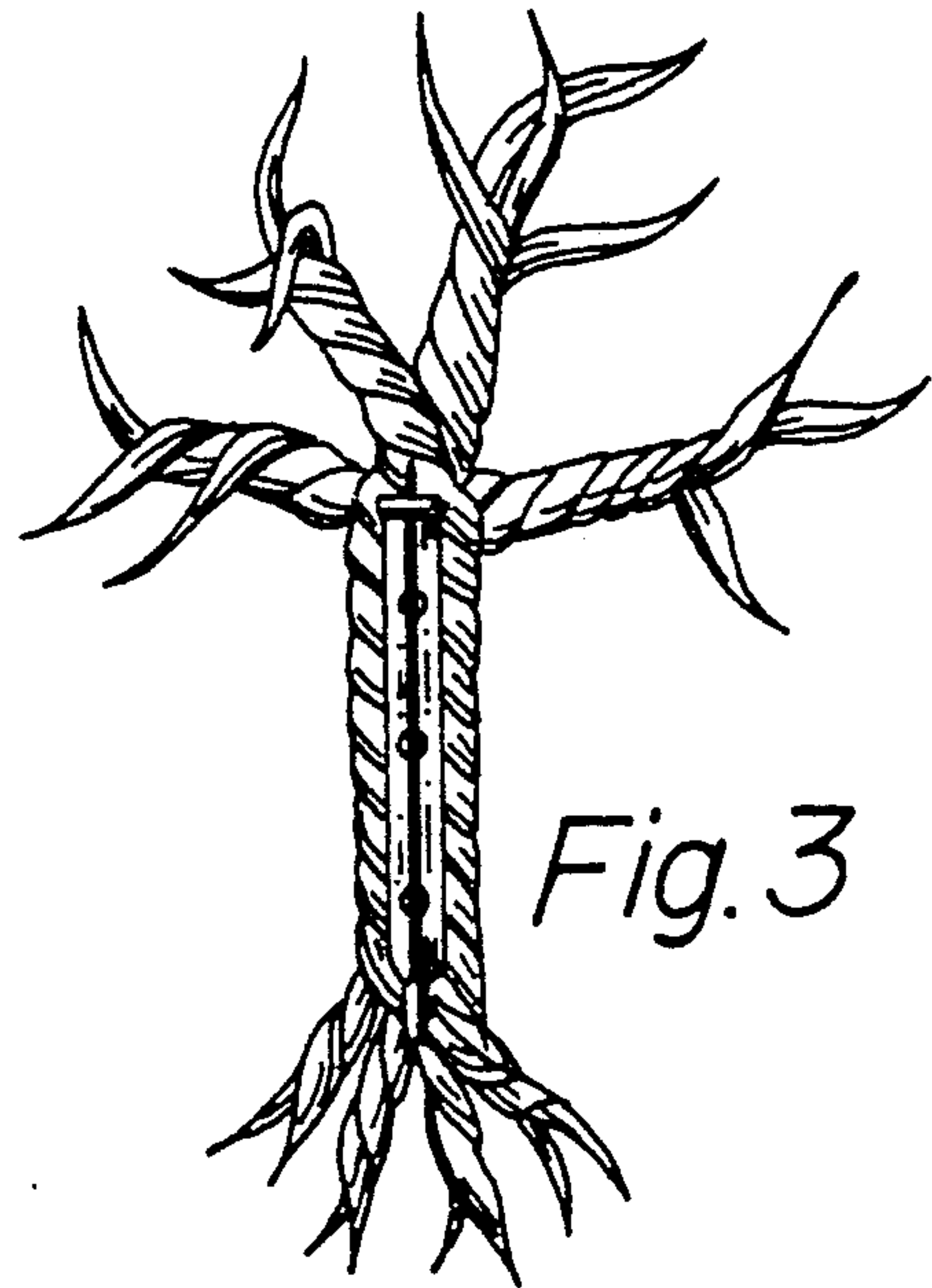


Fig. 3



Fig. 4




Fig. 5



Fig. 6



Fig. 7