



US00D325884S

# United States Patent [19]

[11] Patent Number: Des. 325,884

Philippon

[45] Date of Patent: \*\* May 5, 1992

[54] SKI PIN

[76] Inventor: **Brenda K. Philippon**, 12 Antrim St.,  
Nashua, N.H. 03063

[\*\*] Term: **14 Years**

[21] Appl. No.: **560,312**

[22] Filed: **Jul. 31, 1990**

[52] U.S. Cl. .... **D11/48; D11/40;**  
**D11/47; D11/99**

[58] Field of Search ..... **D11/1-2,**  
**D11/40-49, 79-87, 95-108, 113-116, 200, 202,**  
**61, 63, 66-69, 73, 75-78, 136; 63/1.1, 2,**  
**12-14.8, 20; 40/1.5; D20/11, 22**

D. 241,157 8/1976 Poulin ..... D11/81  
 D. 250,008 10/1978 Zelenko et al. .... D11/116  
 D. 275,739 10/1984 Martignette ..... D11/101  
 D. 279,174 6/1985 Wolfberg ..... D11/47

*Primary Examiner*—A. Hugo Word  
*Assistant Examiner*—R. Seifert  
*Attorney, Agent, or Firm*—George W. Dishong

### [57] CLAIM

The ornamental design for a ski pin, as shown and described.

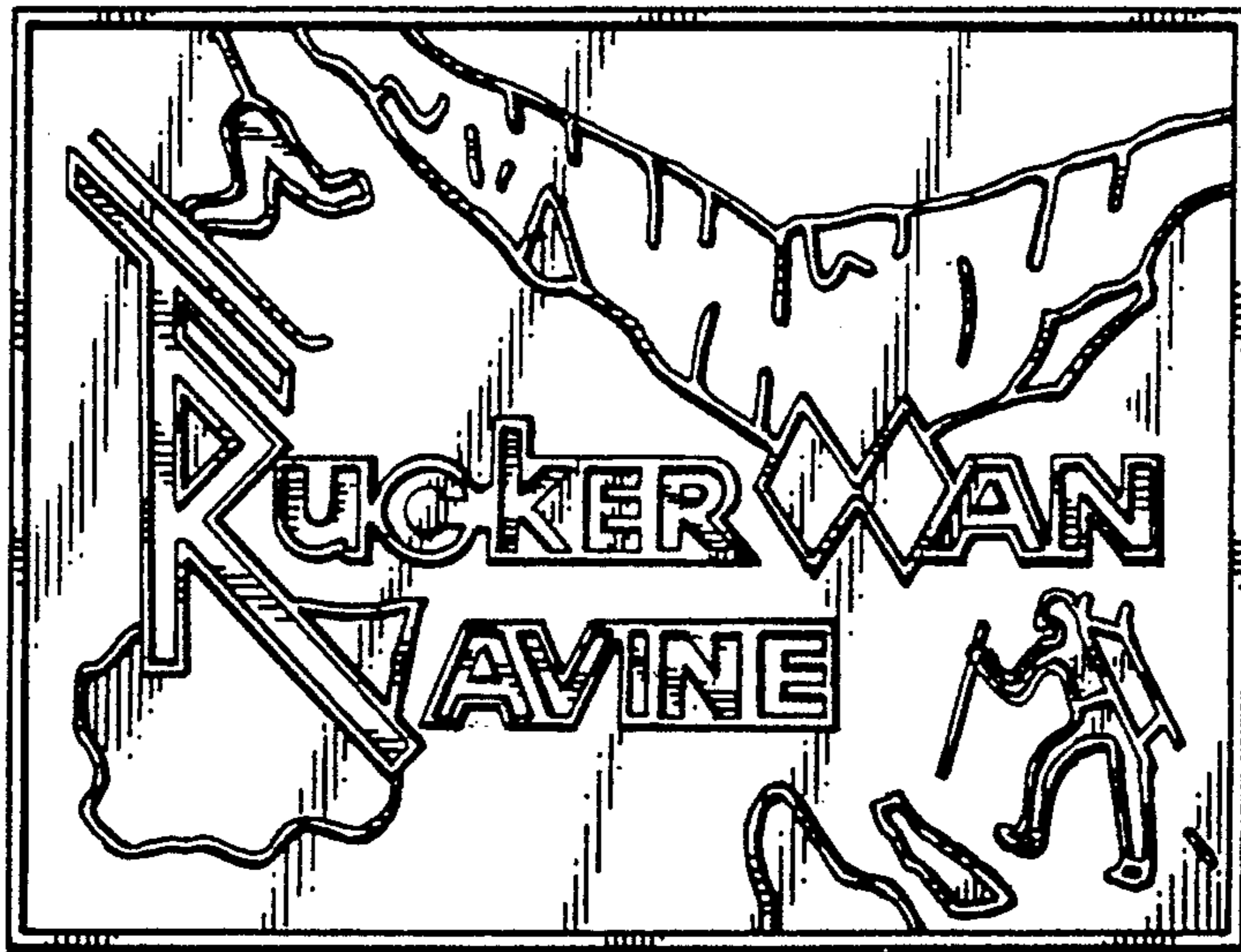
### DESCRIPTION

FIG. 1 is a front elevational view of a ski pin showing my new design;  
 FIG. 2 is a top plan view, the broken line showing of a clasp is for illustrative purposes only and forms no part of the claimed design;  
 FIG. 3 is a rear elevational view; and,  
 FIG. 4 is a side elevational view.

### [56] References Cited

#### U.S. PATENT DOCUMENTS

D. 203,617 2/1966 Nunez ..... D11/83  
 D. 235,886 7/1975 Kirk ..... D11/101






FIG. 1

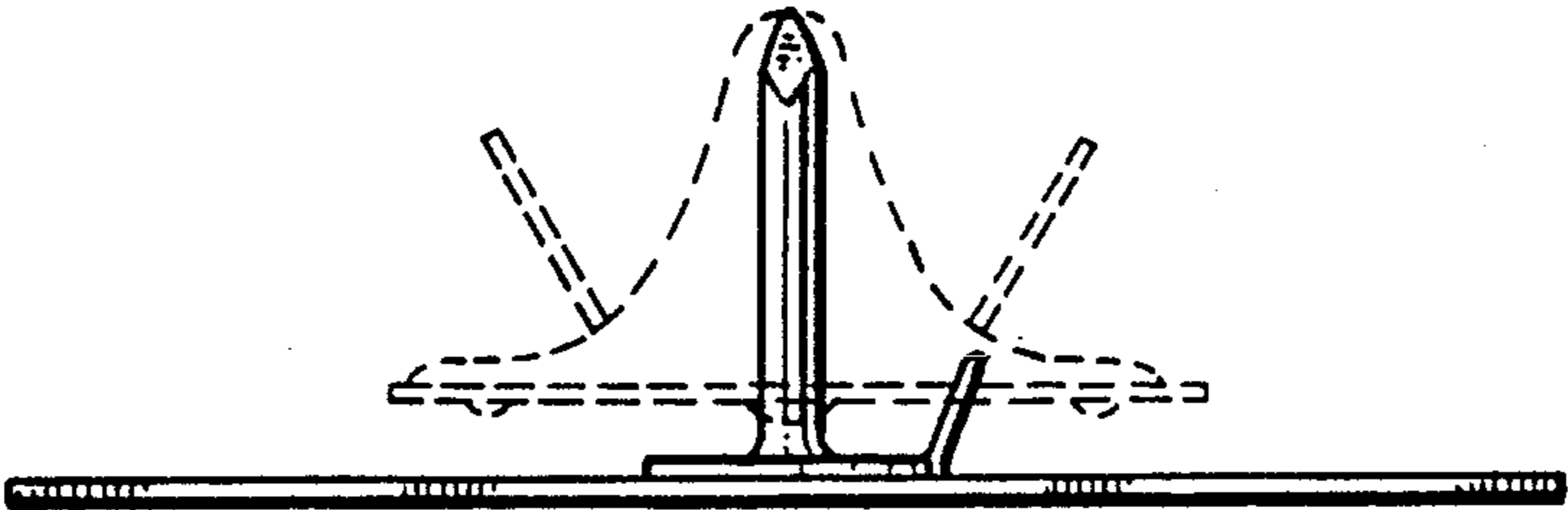


FIG. 2

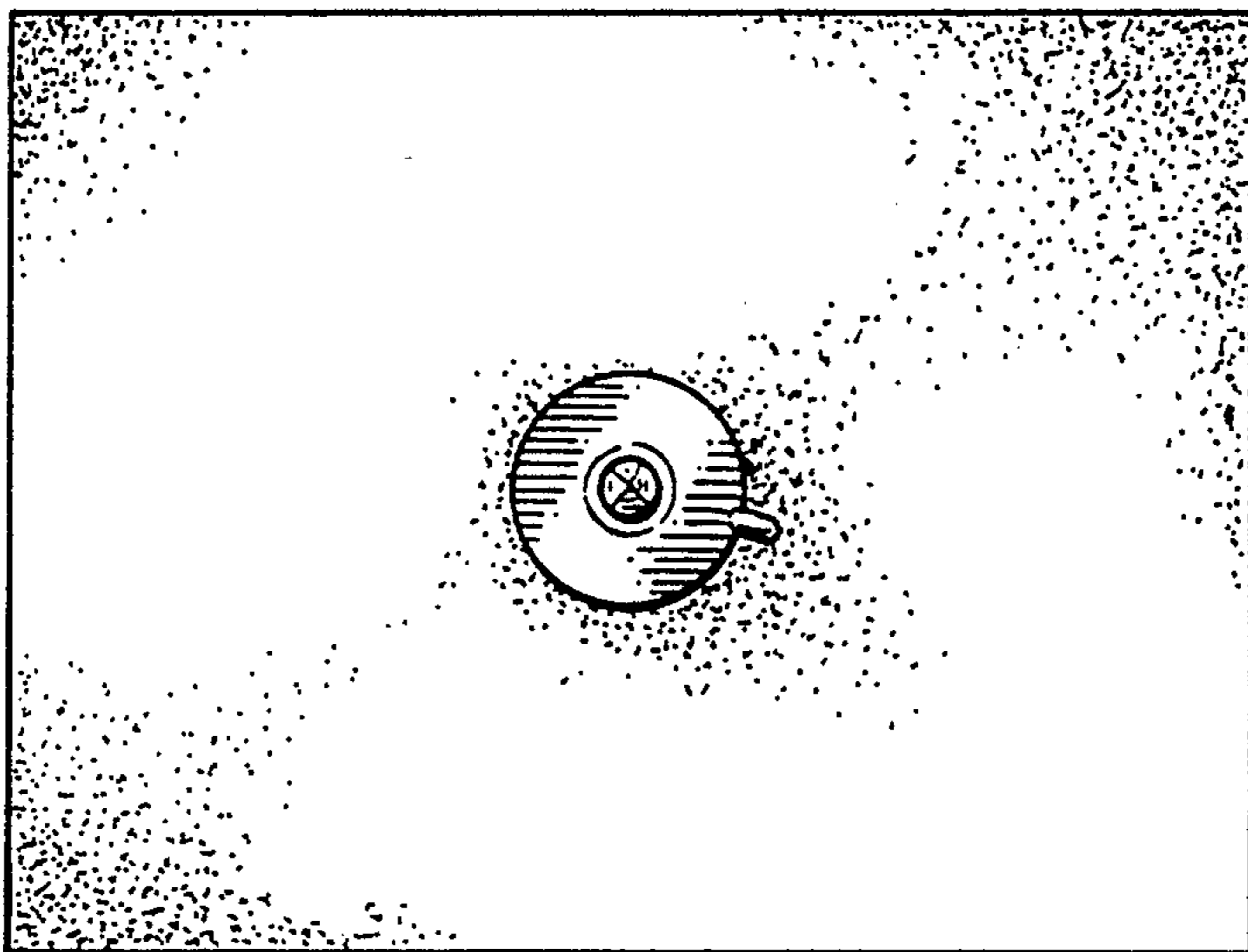


FIG. 3

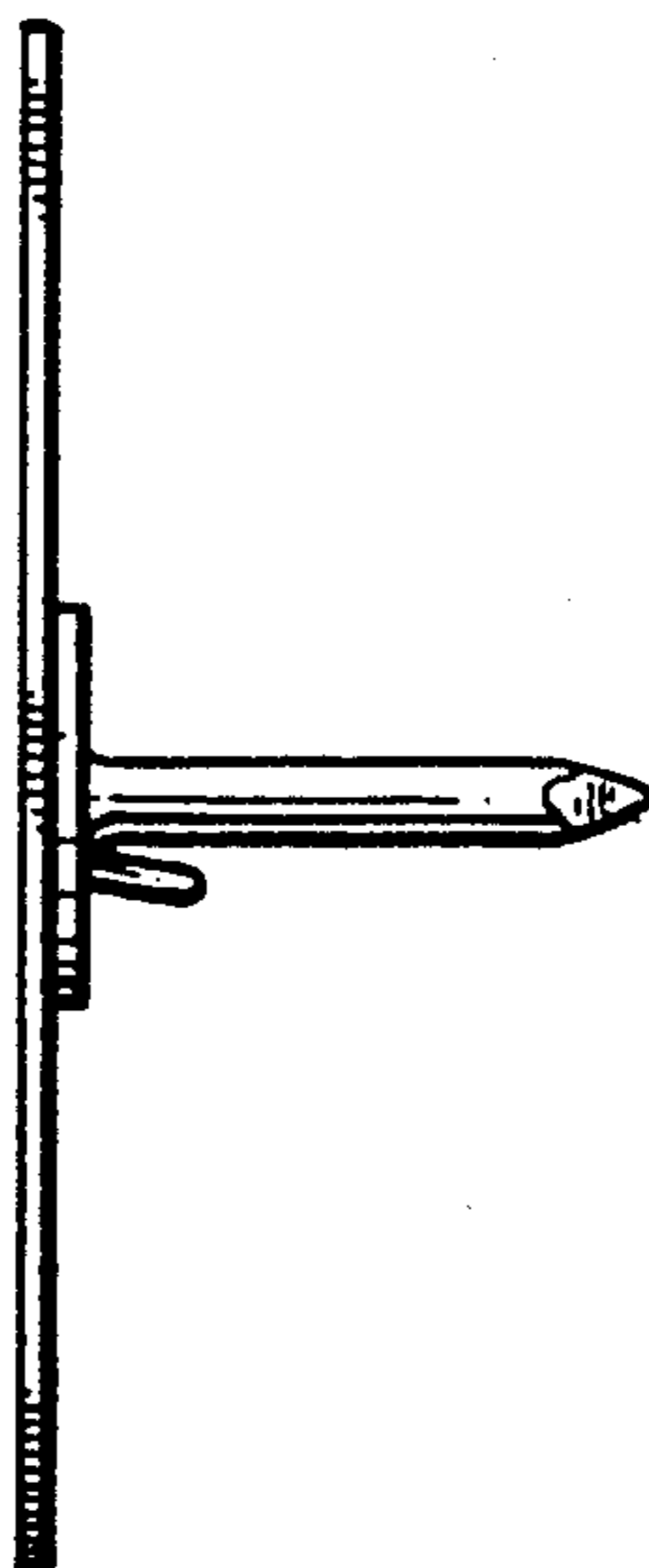


FIG. 4