



US00D325883S

United States Patent [19]
St. Dizier

[11] **Patent Number: Des. 325,883**

[45] **Date of Patent: ** May 5, 1992**

[54] **WATCH BRACELET**
[75] **Inventor: Gérald A. G. St. Dizier, Gaillard, France**
[73] **Assignee: Rolex Watch U.S.A., Inc., New York, N.Y.**
[**] **Term: 14 Years**
[21] **Appl. No.: 409,874**
[22] **Filed: Sep. 20, 1989**
[30] **Foreign Application Priority Data**

Mar. 23, 1989 [XH] Hague DM/013155
[52] **U.S. Cl. D11/21; D11/19**
[58] **Field of Search D11/1-3, D11/19-25, 93-94, 12, 13; 59/76-90, 92; 63/1.1-6, 9, 11; 224/175**

[56] **References Cited**
U.S. PATENT DOCUMENTS
D. 190,132 4/1961 Rodriguez D11/12
D. 221,016 6/1971 Poon D11/12
223,971 1/1880 Whitney D11/13

D. 249,779 10/1978 Bobrick D11/12
D. 299,912 2/1989 Goldman et al. D11/12
D. 308,181 5/1990 Munnier D11/93
3,726,083 2/1971 Pompeo 59/85

Primary Examiner—A. Hugo Word
Assistant Examiner—R. T. Seifert
Attorney, Agent, or Firm—Kane, Dalsimer, Sullivan, Kurucz, Levy, Eisele and Richard

[57] **CLAIM**

The ornamental design for a watch bracelet, as shown and described.

DESCRIPTION

FIG. 1 is a top plan view of a watch bracelet showing my new design;
FIG. 2 is a bottom plan view, shown in an unlatched and coiled position;
FIG. 3 is a perspective view shown in a latched and coiled position;
FIG. 4 is a left side elevational view of FIG. 3;
FIG. 5 is a bottom plan view of FIG. 3;
FIG. 6 is a right side elevational view of FIG. 3; and,
FIG. 7 is a top plan view of FIG. 3.




FIG. 1




FIG. 2

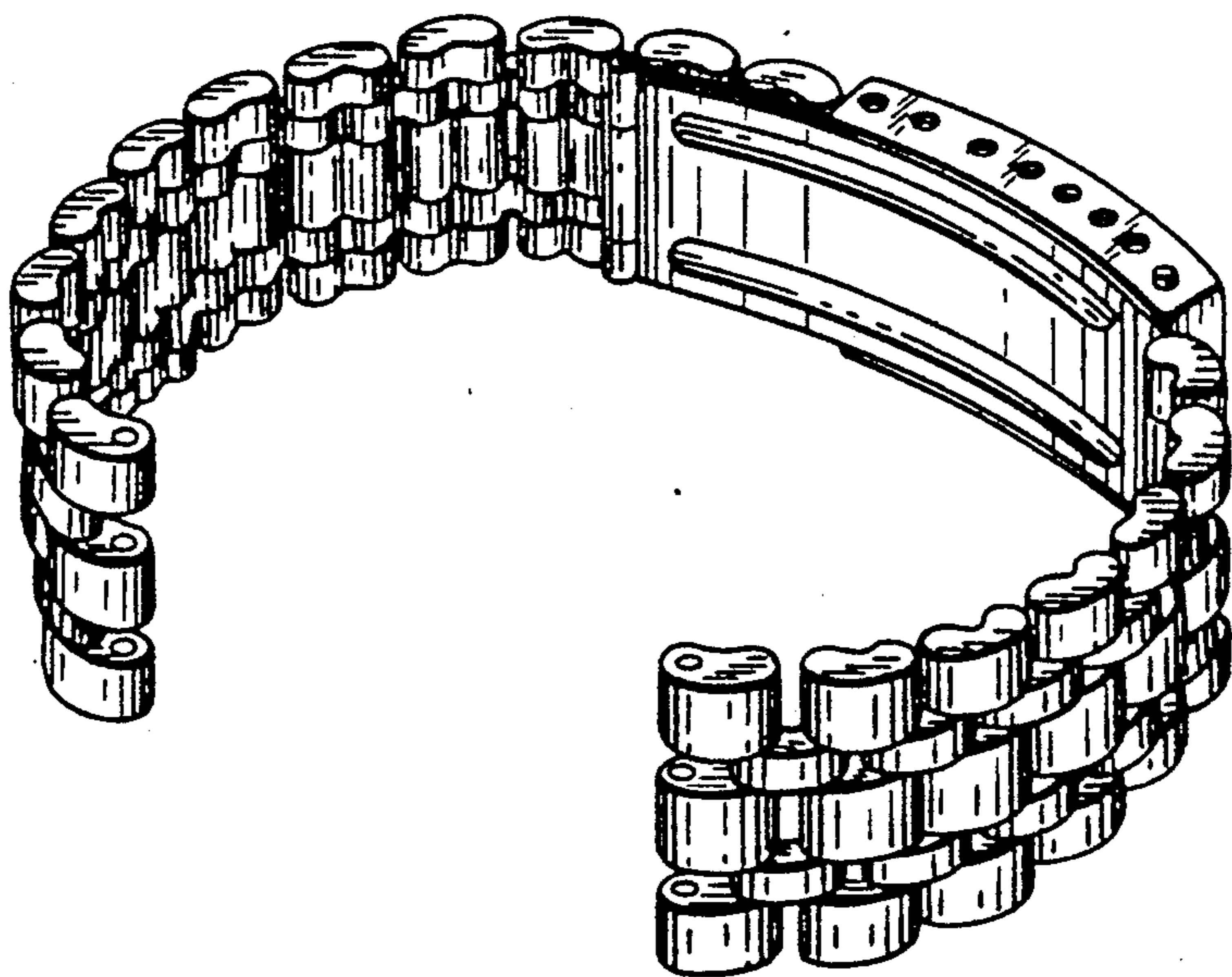
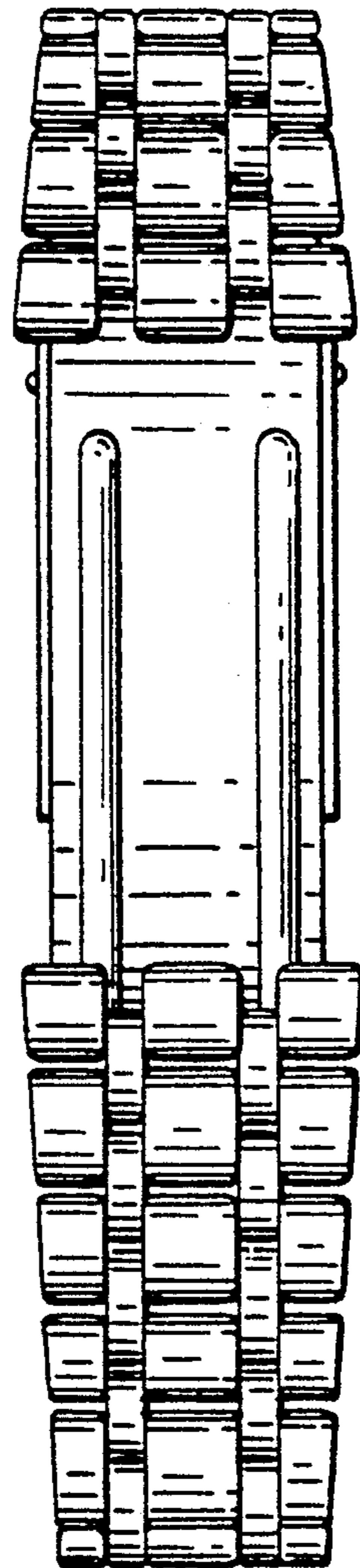


FIG. 3

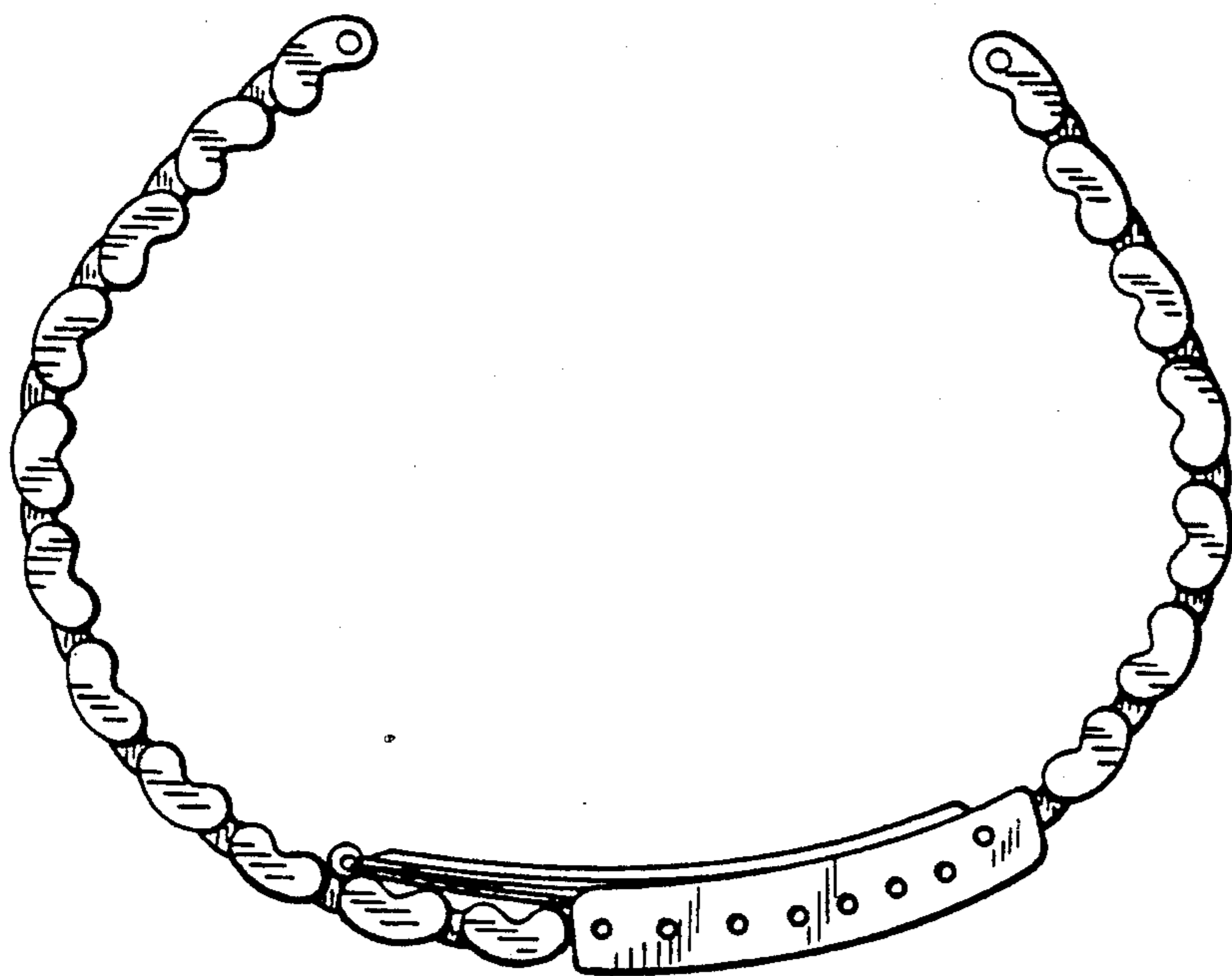


FIG. 4




FIG. 5

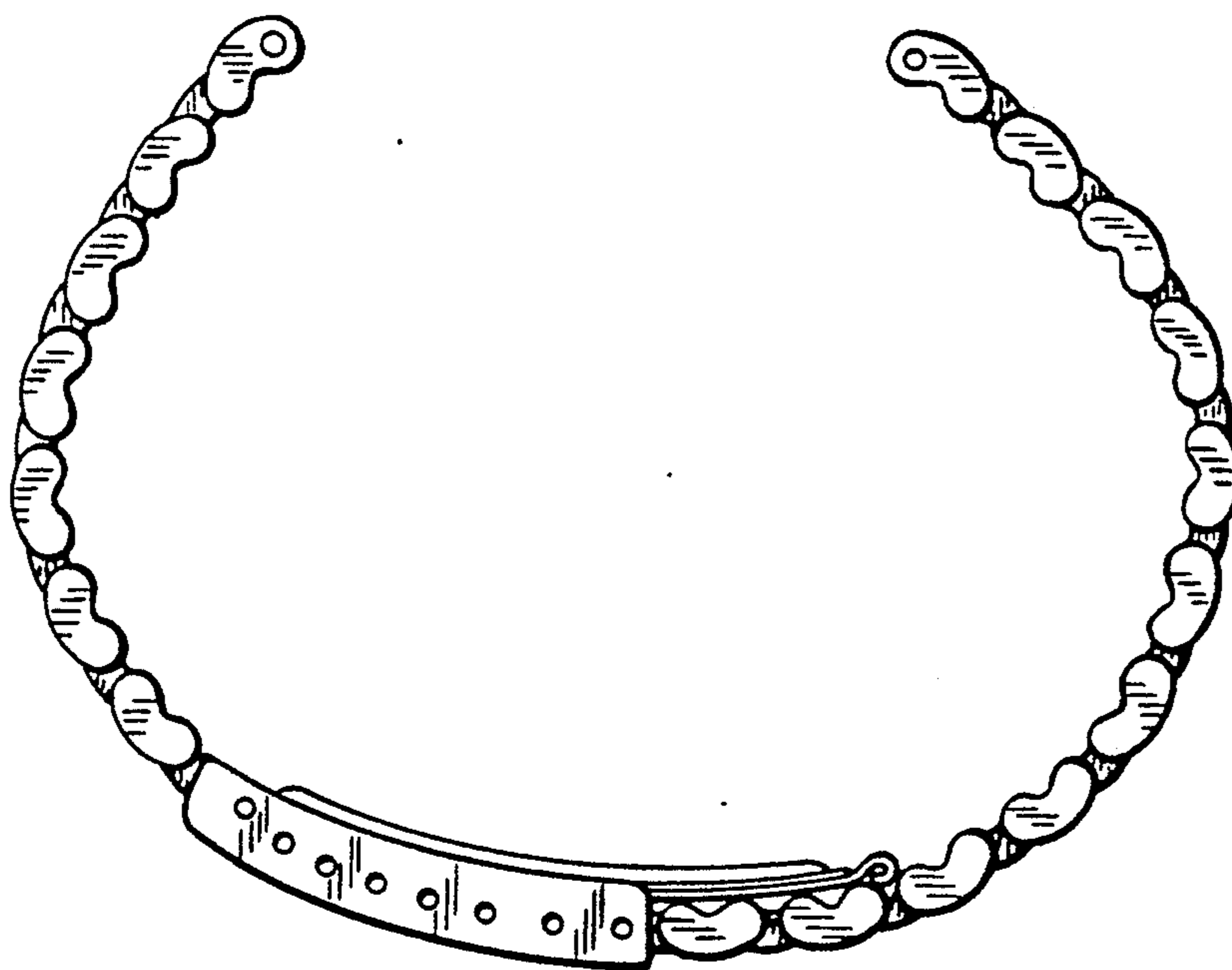


FIG. 6




FIG. 7