



US00D325879S

United States Patent [19]
Bulgari

[11] **Patent Number: Des. 325,879**

[45] **Date of Patent: ** May 5, 1992**

[54] **WRISTWATCH**

[75] **Inventor: Gianni Bulgari, Rome, Italy**

[73] **Assignee: Gianni Bulgari S.p.A., Rome, Italy**

[*] **Notice:** The portion of the term of this patent subsequent to Apr. 21, 2006 has been disclaimed.

[**] **Term: 14 Years**

[21] **Appl. No.: 304,381**

[22] **Filed: Jan. 31, 1989**

[52] **U.S. Cl. D10/39**

[58] **Field of Search D10/30-33, D10/38, 39, 122-126; 368/223-232, 276-278, 281, 292-296**

[56] **References Cited**

U.S. PATENT DOCUMENTS

- D. 178,770 9/1956 Doerwald D10/39
- D. 178,771 9/1956 Doerwald D10/39
- D. 216,322 12/1969 Forey D10/31

- D. 220,051 3/1971 Gsell D10/39
- D. 251,055 2/1979 Sulek D10/38
- D. 279,359 6/1985 Szigeti D10/39 X

OTHER PUBLICATIONS

European Journal, Watch No. #9, Aug. 1978, p. 13.

Primary Examiner—Donald P. Walsh
Assistant Examiner—Antoine D. Davis
Attorney, Agent, or Firm—Sughrue, Mion, Zinn, Macpeak & Seas

[57] **CLAIM**

The ornamental design for a wristwatch, as shown.

DESCRIPTION

FIG. 1 is a front elevational view of a wristwatch showing my new design;
FIG. 2 is a top plan view;
FIG. 3 is a bottom plan view;
FIG. 4 is a left side elevational view;
FIG. 5 is a right side elevational view;
FIG. 6 is a bottom plan view; and,
FIG. 7 is a perspective view thereof.

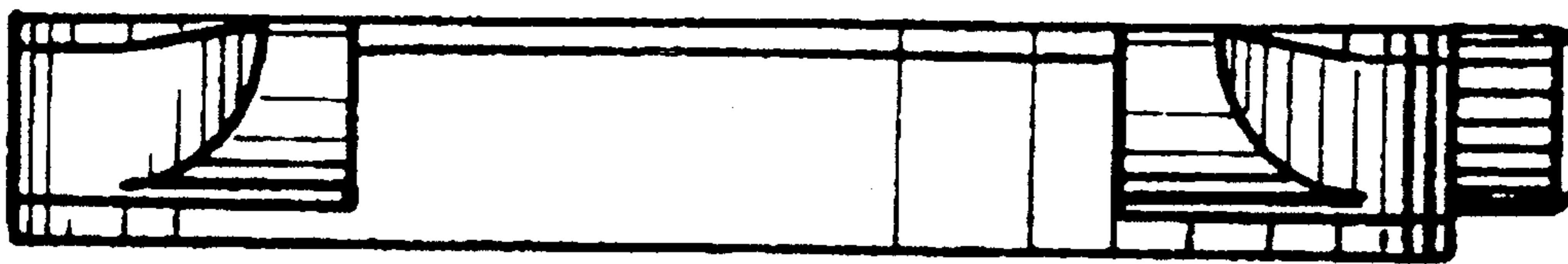


FIG. 2

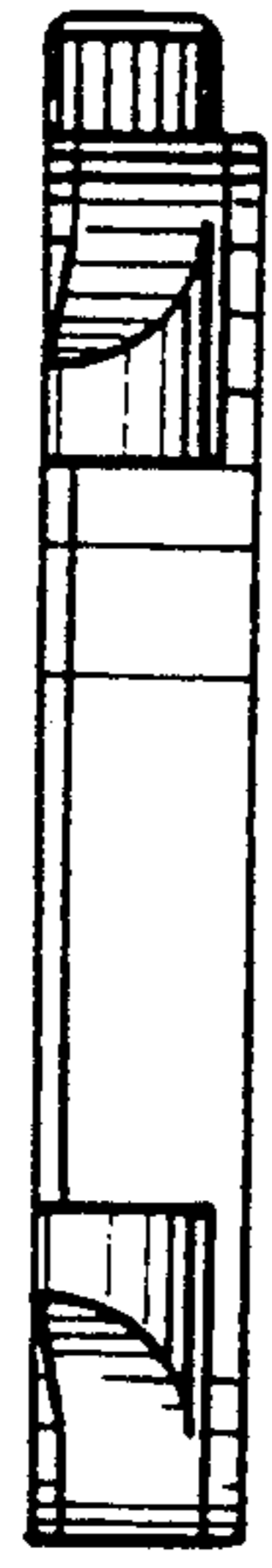


FIG. 1

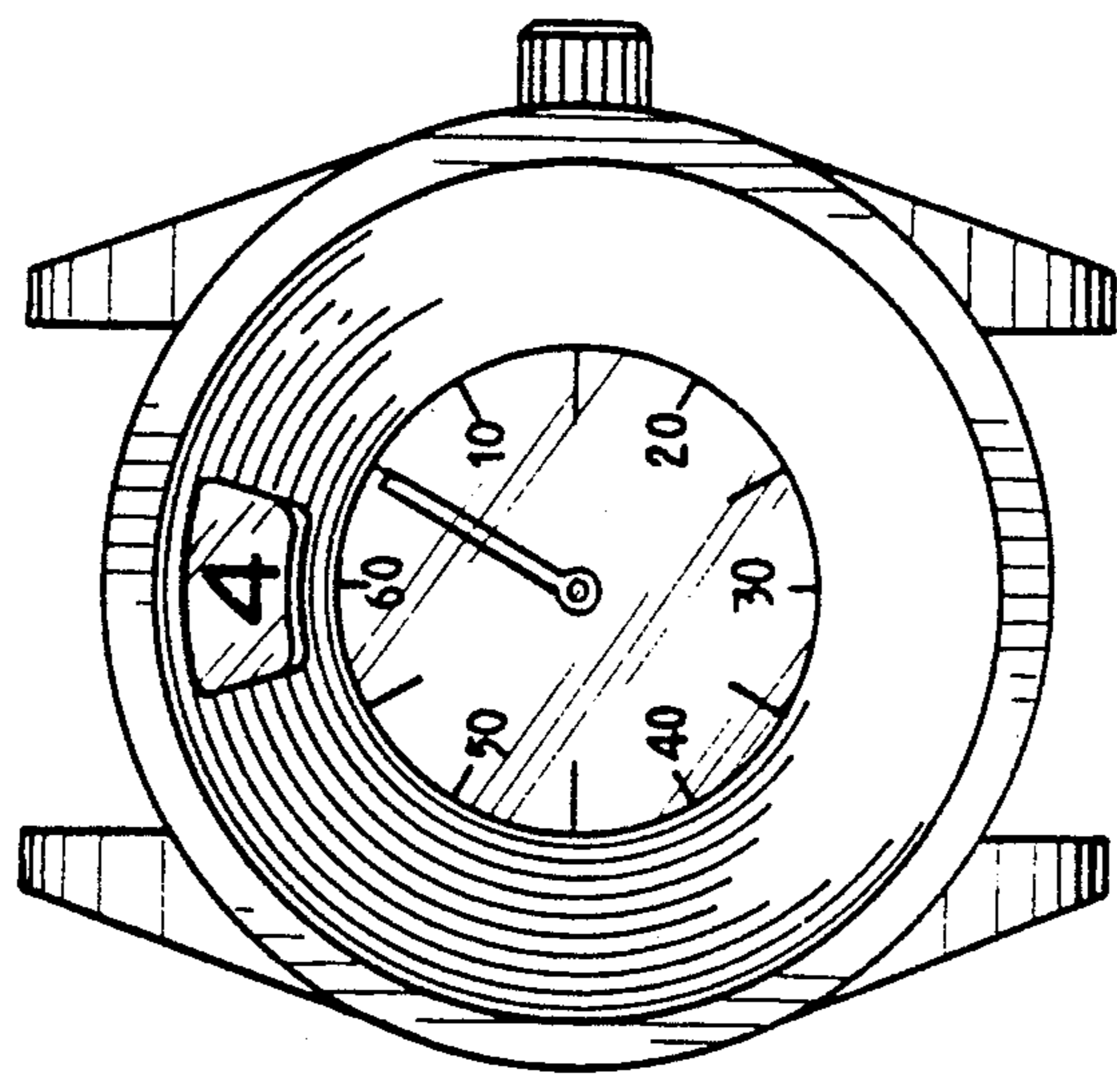


FIG. 4

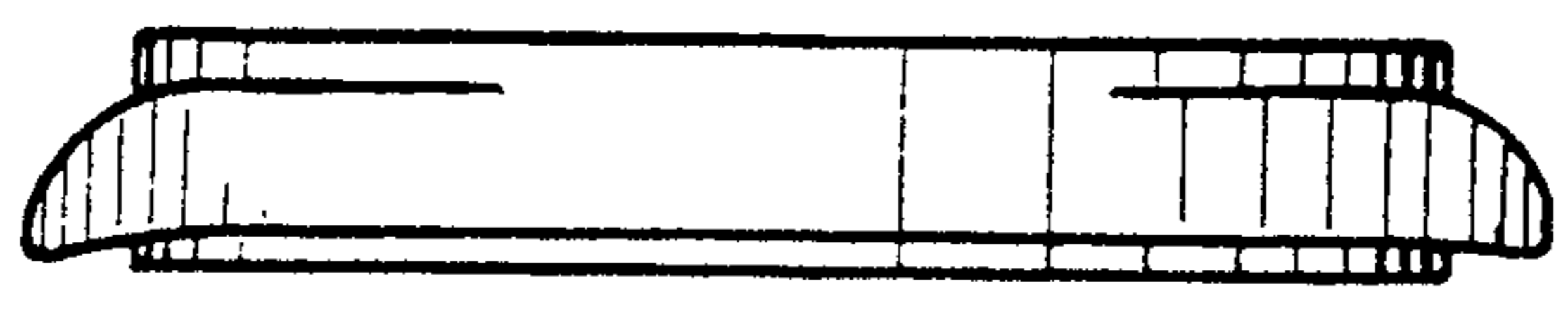


FIG. 5

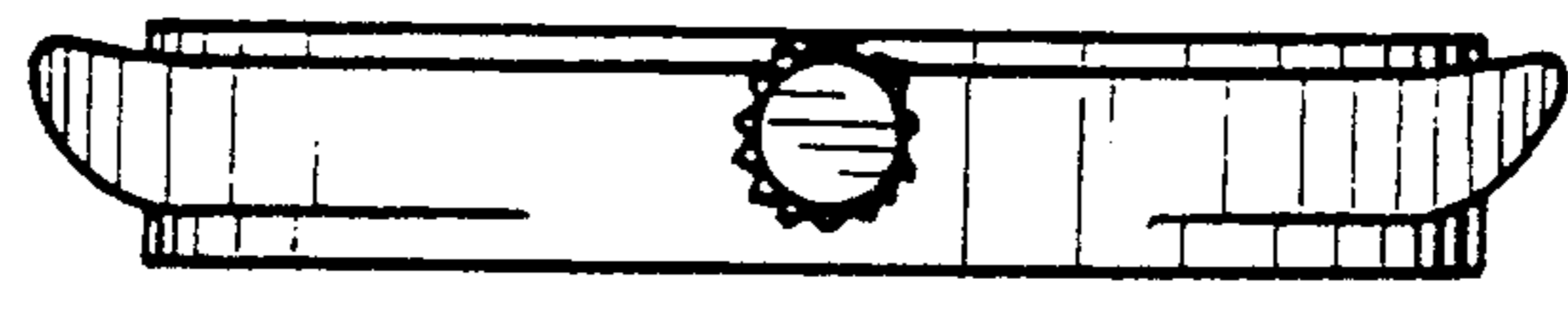


FIG. 6

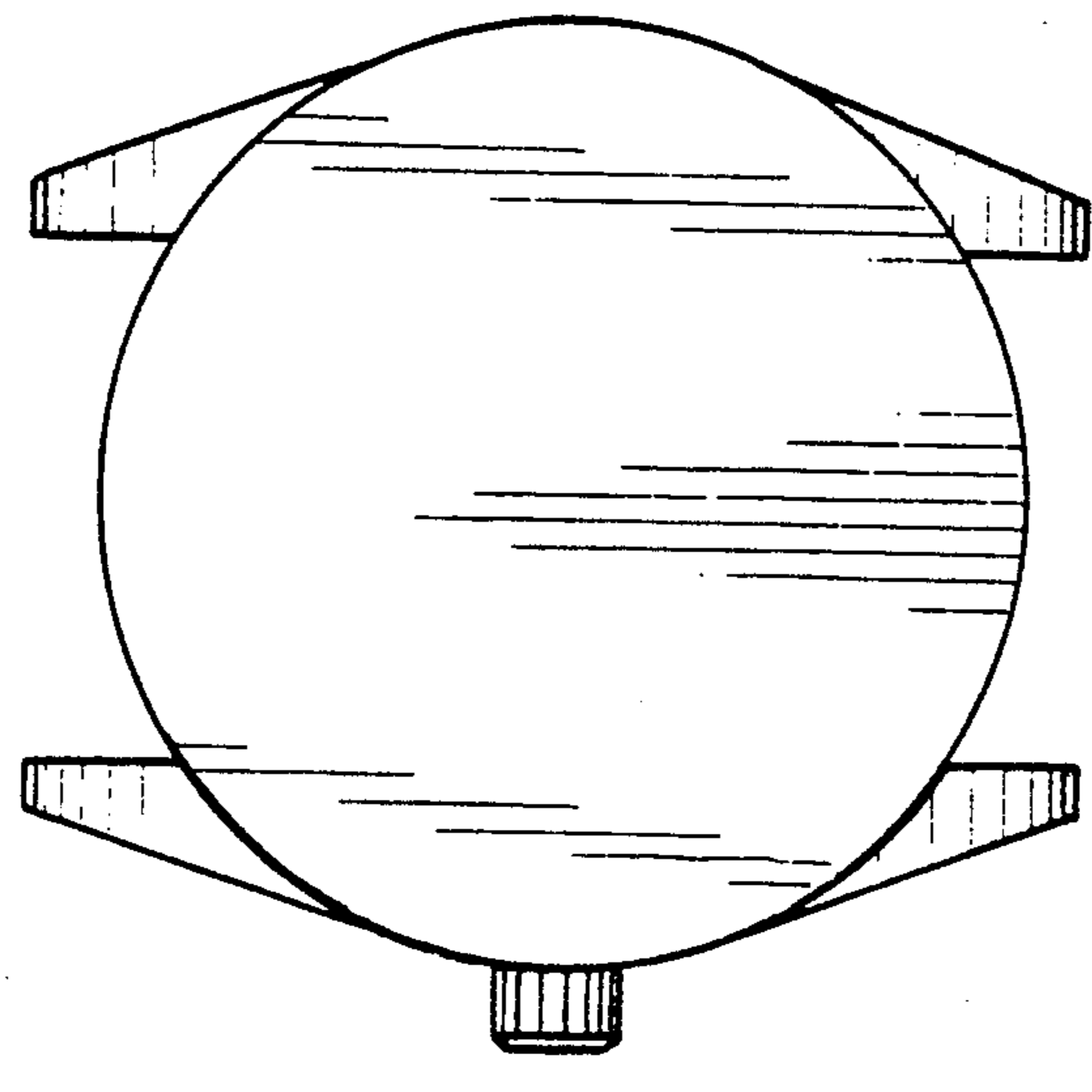


FIG. 3



FIG. 7

