



US00D325878S

United States Patent [19]
Bulgari

[11] **Patent Number: Des. 325,878**

[45] **Date of Patent: ** May 5, 1992**

[54] **WRISTWATCH**

4,487,513 12/1984 Matsumoto D10/39 X

[75] **Inventor: Gianni Bulgari, Rome, Italy**

OTHER PUBLICATIONS

[73] **Assignee: Gianni Bulgari S.p.A., Rome, Italy**

Swiss Watch and Jewellery Journal, Watch at left top, Jan. 1982, p. 397.

[*] **Notice:** The portion of the term of this patent subsequent to Apr. 28, 2006 has been disclaimed.

Primary Examiner—Bruce W. Dunkins
Assistant Examiner—Antoine D. Davis
Attorney, Agent, or Firm—Sughrue, Mion, Zinn, Macpeak & Seas

[**] **Term: 14 Years**

[21] **Appl. No.: 304,380**

[57] **CLAIM**

The ornamental design for a wristwatch, as shown.

[22] **Filed: Jan. 31, 1989**

[52] **U.S. Cl. D10/39**

DESCRIPTION

[58] **Field of Search** D10/30-33,
D10/38, 39, 122-126; 368/223-232, 276-278,
281, 292-296

FIG. 1 is a front elevational view of a wristwatch showing my new design;
FIG. 2 is a top plan view;
FIG. 3 is a bottom plan view;
FIG. 4 is a left side elevational view;
FIG. 5 is a right side elevational view;
FIG. 6 is a rear elevational view; and,
FIG. 7 is a perspective view thereof.

[56] **References Cited**

U.S. PATENT DOCUMENTS

- D. 256,677 9/1980 Mucamatsu D10/30 X
- D. 302,797 8/1989 Glauser D10/38 X




FIG. 2




FIG. 4



FIG. 1

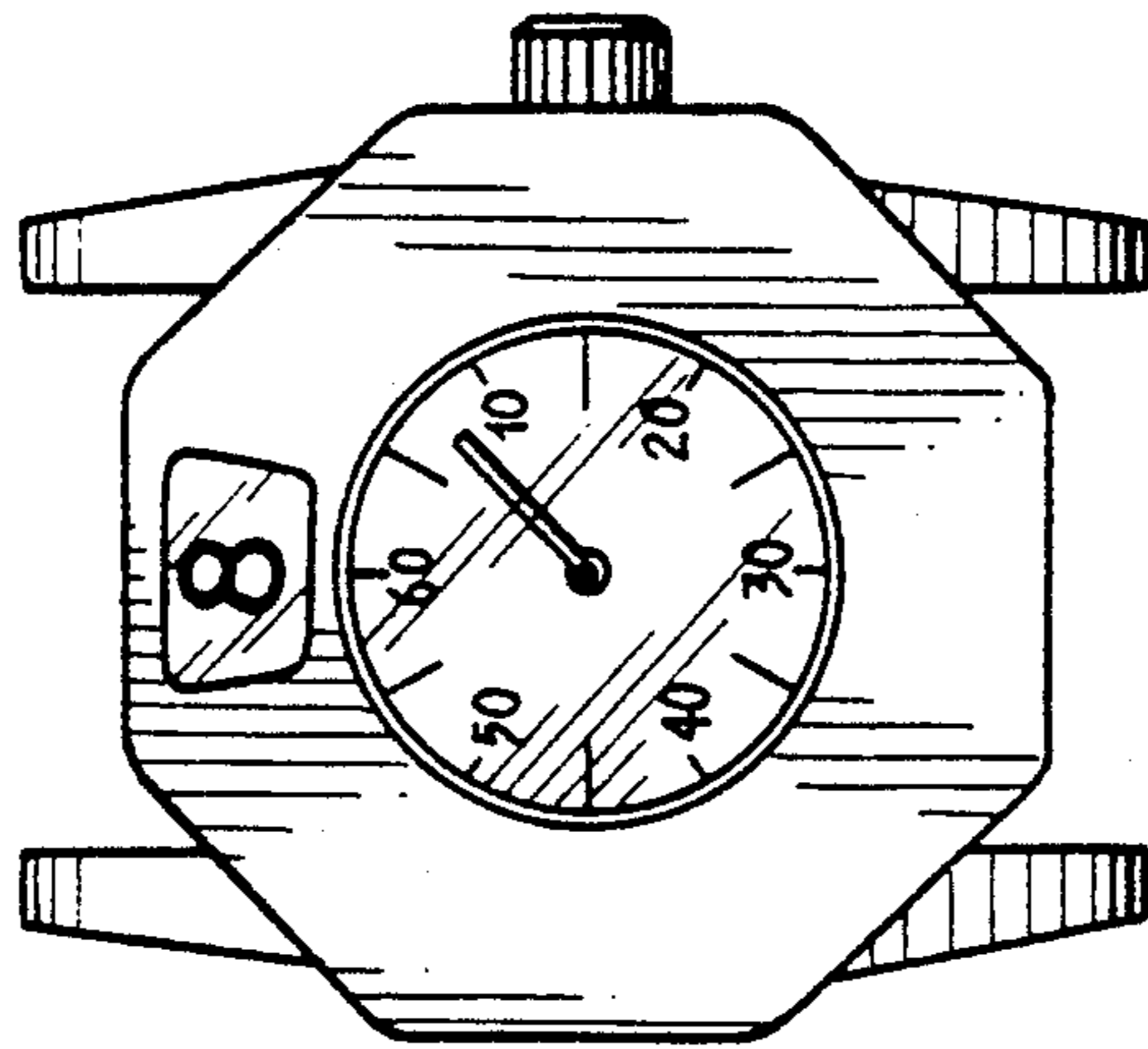


FIG. 5



FIG. 6

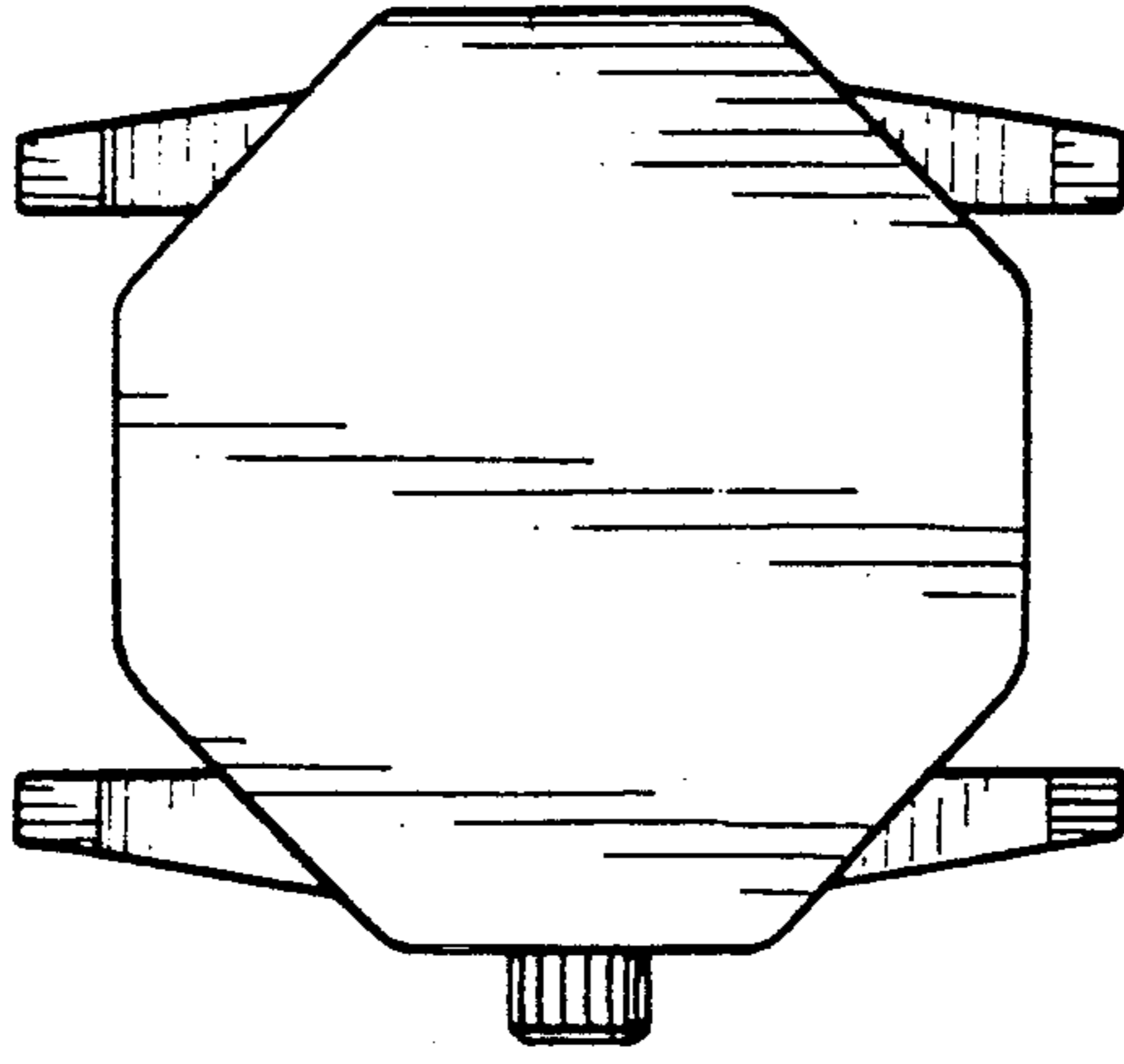


FIG. 3




FIG. 7

