



US00D325875S

United States Patent [19]
Phillips

[11] **Patent Number: Des. 325,875**
[45] **Date of Patent: ** May 5, 1992**

[54] **WALL CLOCK**

4,712,924 12/1987 Agostini 368/223 X

[76] **Inventor: E. Lakin Phillips, 2733 Centerville Rd., Herndon, Va. 22071**

Primary Examiner—Nelson C. Holtje
Attorney, Agent, or Firm—Herbert W. Larson

[**] **Term: 14 Years**

[57] **CLAIM**

[21] **Appl. No.: 458,830**

The ornamental design for a wall clock or the like, as shown and described.

[22] **Filed: Dec. 29, 1989**

[52] **U.S. Cl. D10/22; D10/126**

[58] **Field of Search D10/1-40, D10/122-132; 368/276-277, 280-282, 285, 228, 232-234, 238, 223**


DESCRIPTION

[56] **References Cited**

U.S. PATENT DOCUMENTS

- D. 181,620 12/1957 Bloch D10/124
- D. 279,457 7/1985 Murphy D10/22
- D. 298,415 11/1988 Schrezenmaier D10/24
- D. 306,833 3/1990 Schrezenmaier D10/24
- 4,337,530 6/1982 Toft 368/239 X

FIG. 1 is a front and top-right perspective view of a wall clock showing my new designs;
 FIG. 2 is a front elevational view thereof;
 FIG. 3 is a right side elevational view thereof;
 FIG. 4 is a bottom plan view thereof;
 FIG. 5 is a top plan view thereof;
 FIG. 6 is a left side elevational view thereof; and,
 FIG. 7 is a rear elevational view thereof.
 The broken away cord shown in FIGS. 2 and 7 have been omitted from FIGS. 1 and 3-6 for ease of illustration.



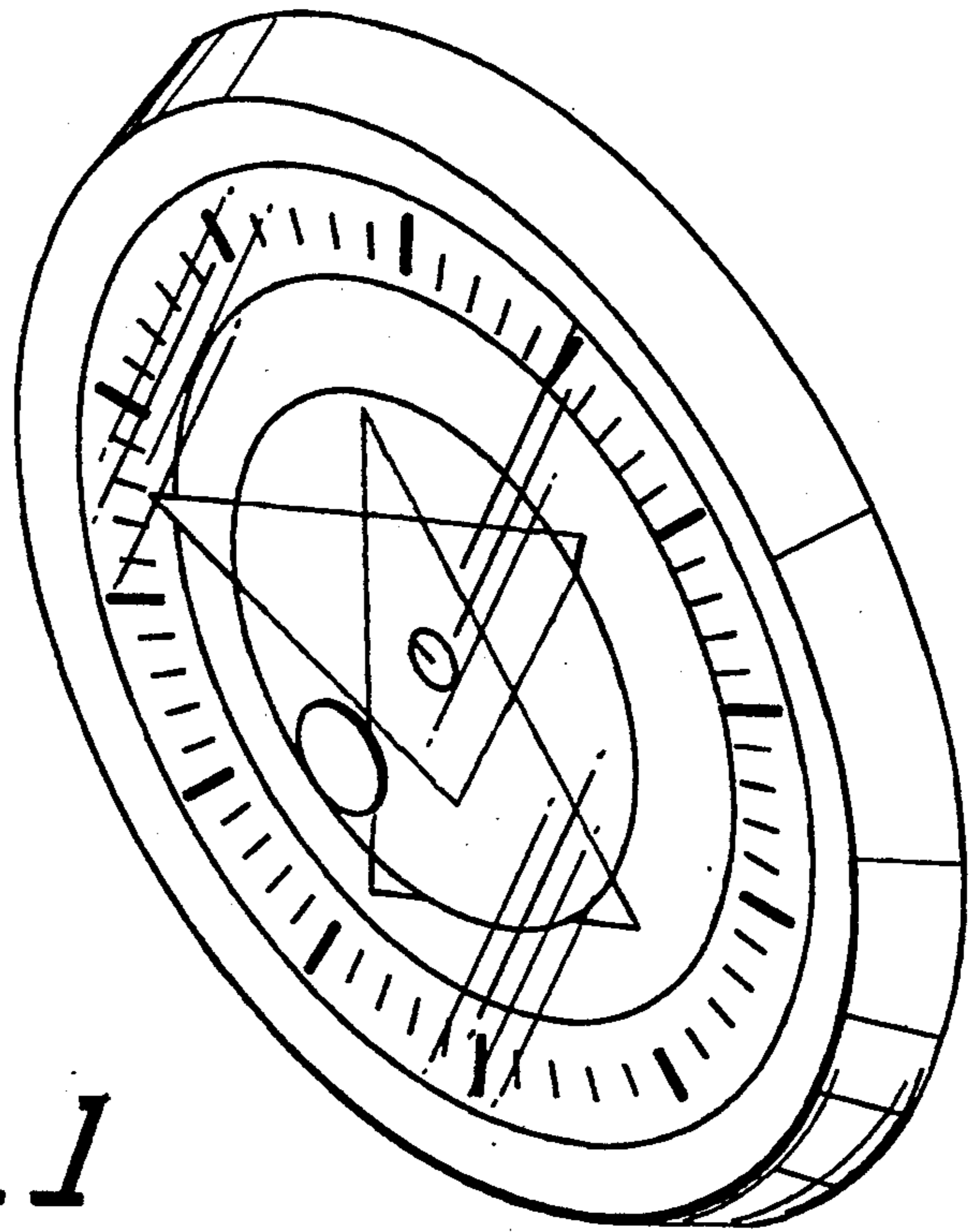


FIG-1




FIG-2



FIG-3

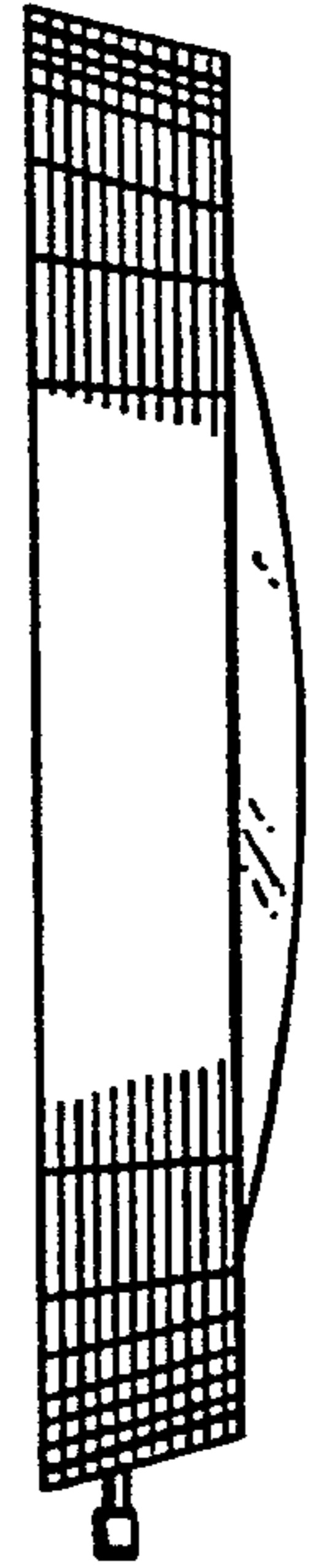
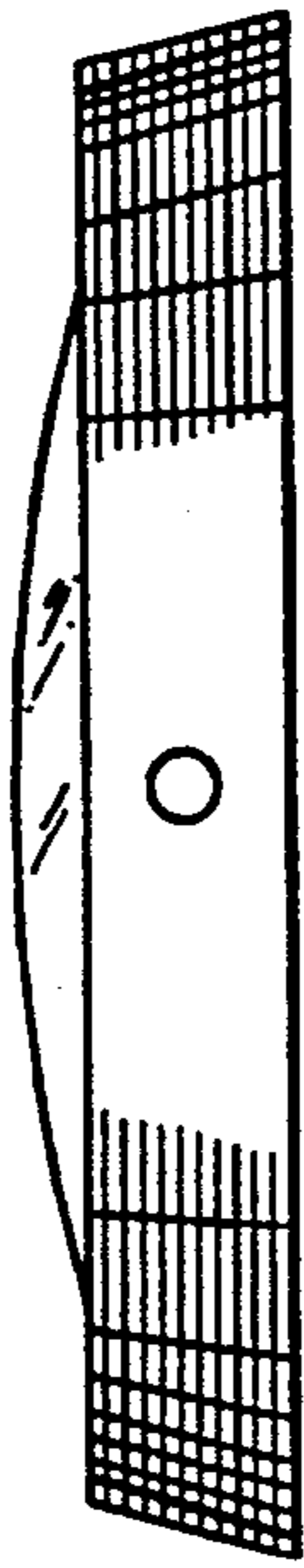


Fig-4

Fig-5

Fig-6

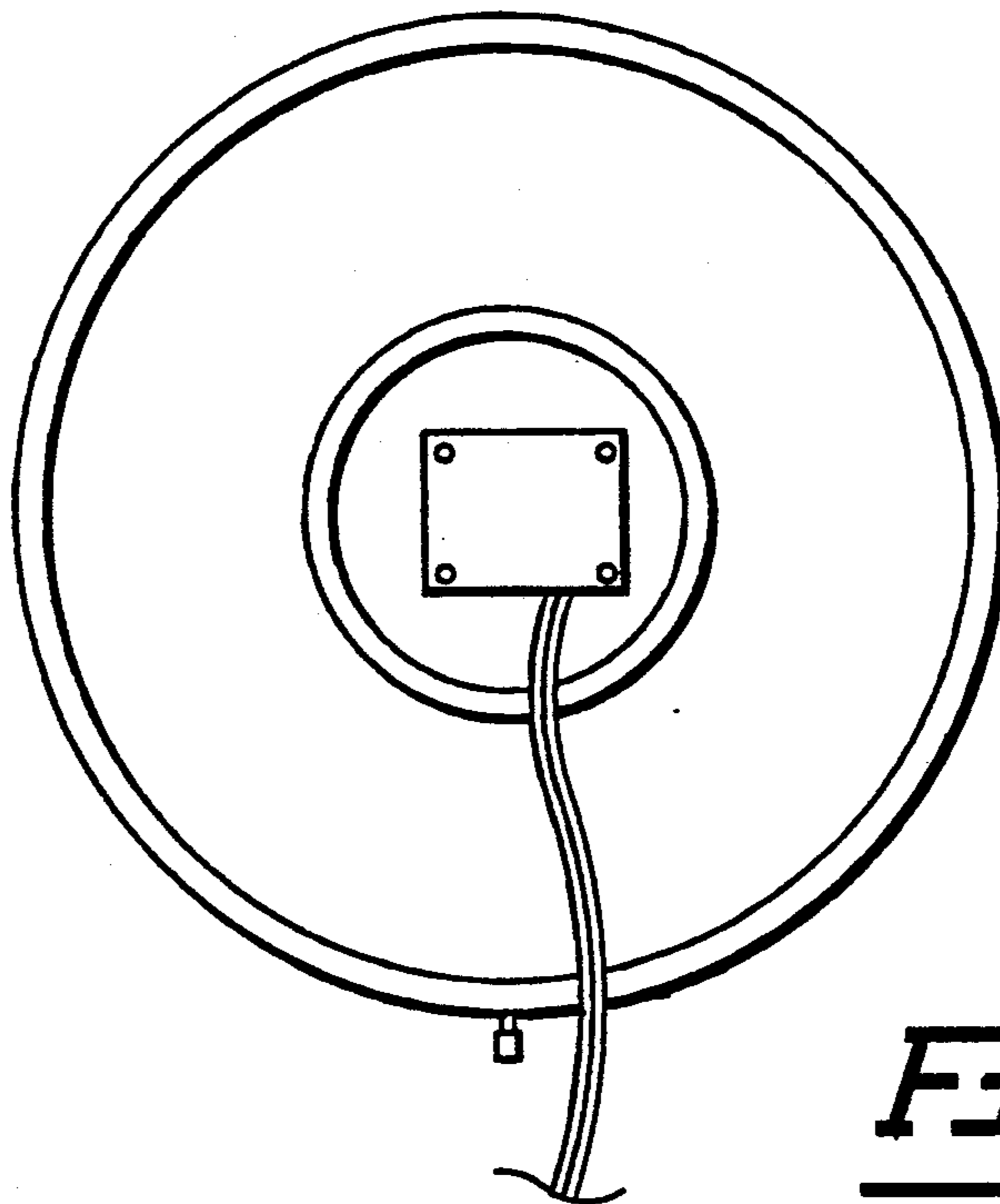


Fig-7