



US00D325873S

United States Patent [19]

[11] Patent Number: Des. 325,873

Hosker et al.

[45] Date of Patent: ** May 5, 1992

[54] COMBINED CLOCK AND AWARD PLAQUE

D. 259,862	7/1981	You	D10/2
D. 266,992	11/1982	Powell	D10/2
D. 312,575	12/1990	Butler	D10/2
4,117,613	10/1978	Hosker	40/152.1

[75] Inventors: Thomas M. Hosker, Lynn; John E. Holmes, Brockton, both of Mass.

[73] Assignee: Time-Frame, Inc., Lynn, Mass.

Primary Examiner—Nelson C. Holtje
Attorney, Agent, or Firm—Kenway & Crowley

[**] Term: 14 Years

[57] CLAIM

[21] Appl. No.: 344,117

The ornamental design for a combined clock and award plaque, as shown.

[22] Filed: Apr. 27, 1989

[52] U.S. Cl. D10/2

[58] Field of Search D10/1-40,
D10/122-132; 368/10, 11; D6/300, 310, 311;
D11/132, 135-136

DESCRIPTION

FIG. 1 is a top and right-front perspective view of a combined clock and award plaque showing our new design;

[56] References Cited

U.S. PATENT DOCUMENTS

D. 102,515	12/1936	Van Bloem	D10/2
D. 223,728	5/1972	Wells	D10/2
D. 248,626	7/1978	Lucich	D10/2

FIG. 2 is a front elevational view thereof;


FIG. 3 is a left side elevational view thereof;

FIG. 4 is a right side elevational view thereof;

FIG. 5 is a rear elevational view thereof;

FIG. 6 is a top plan view thereof; and,

FIG. 7 is a bottom plan view thereof.



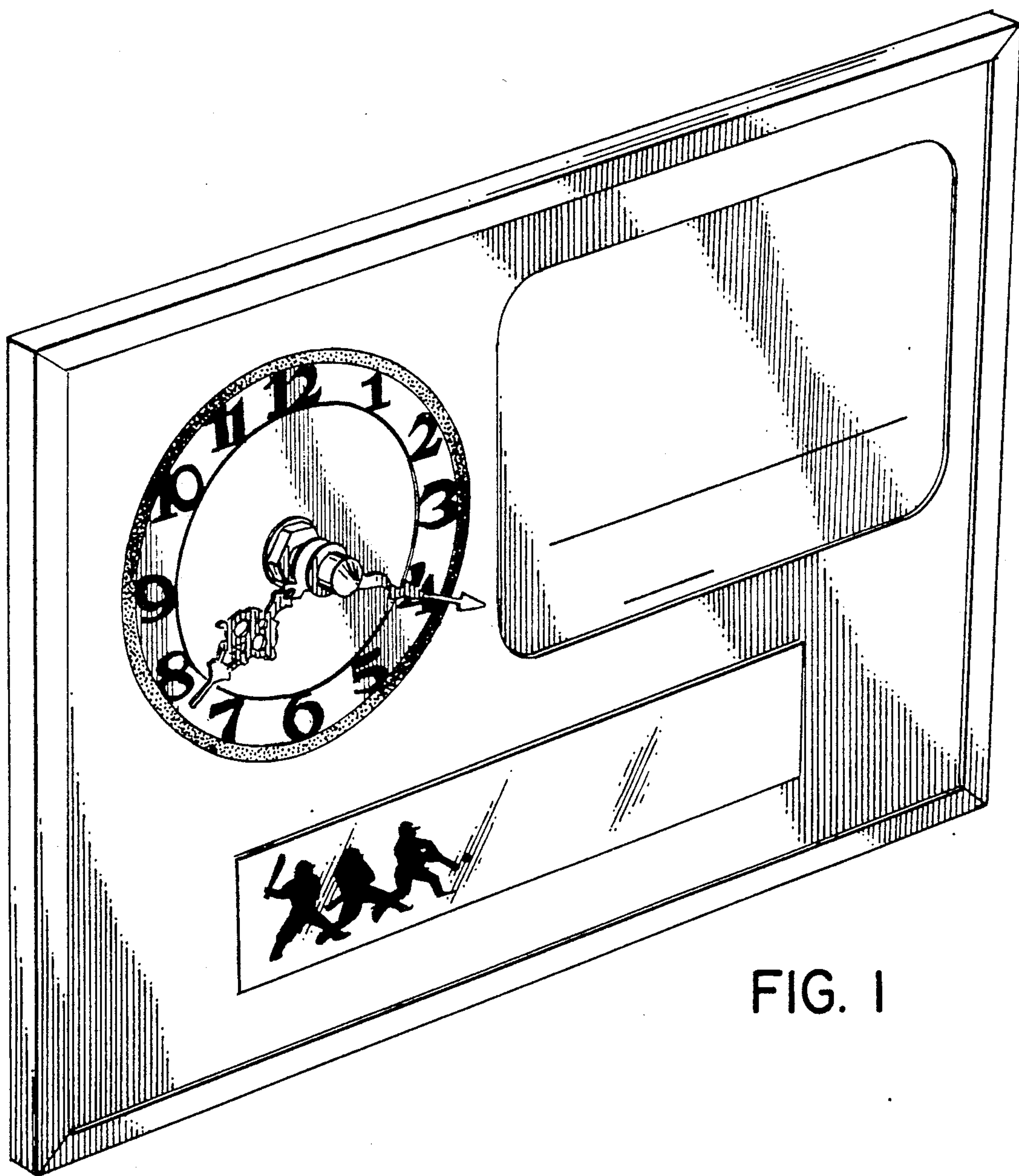


FIG. 1




FIG. 2

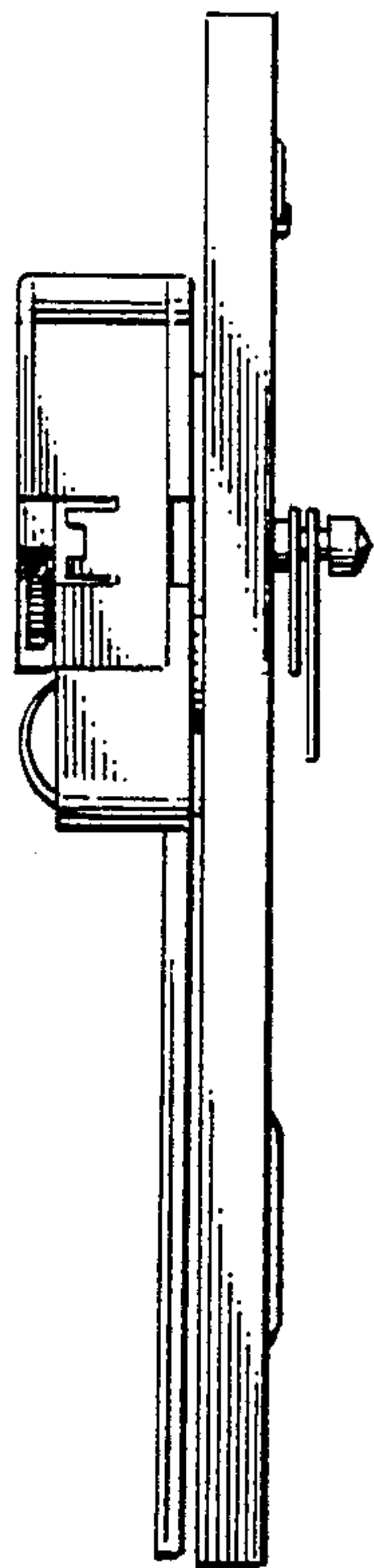


FIG. 3

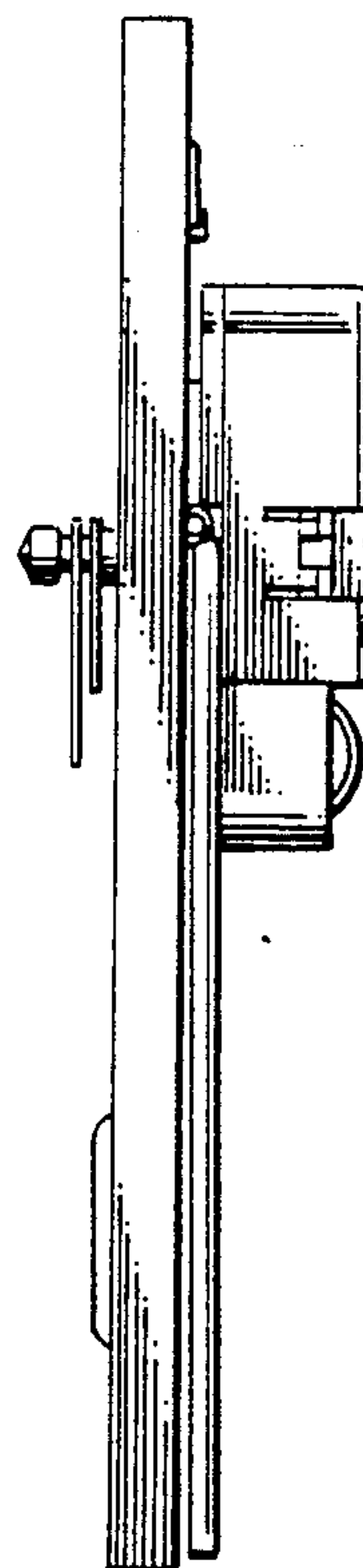


FIG. 4

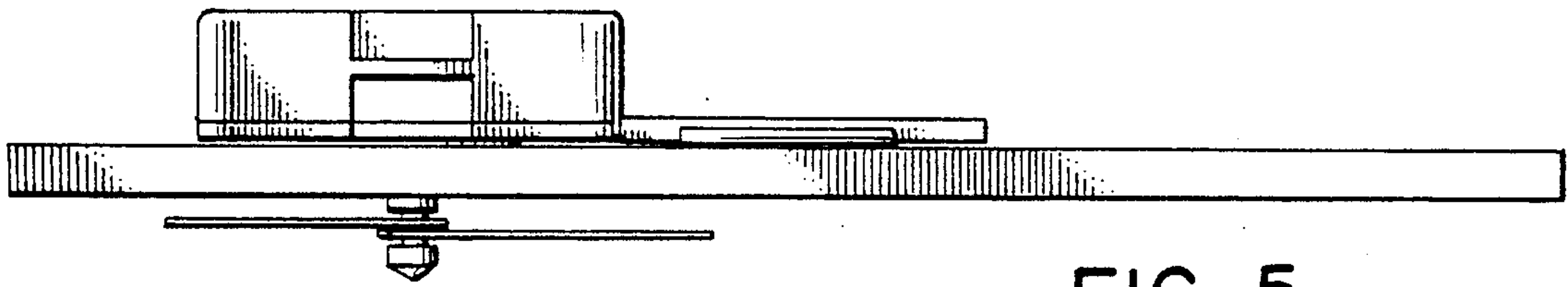


FIG. 5

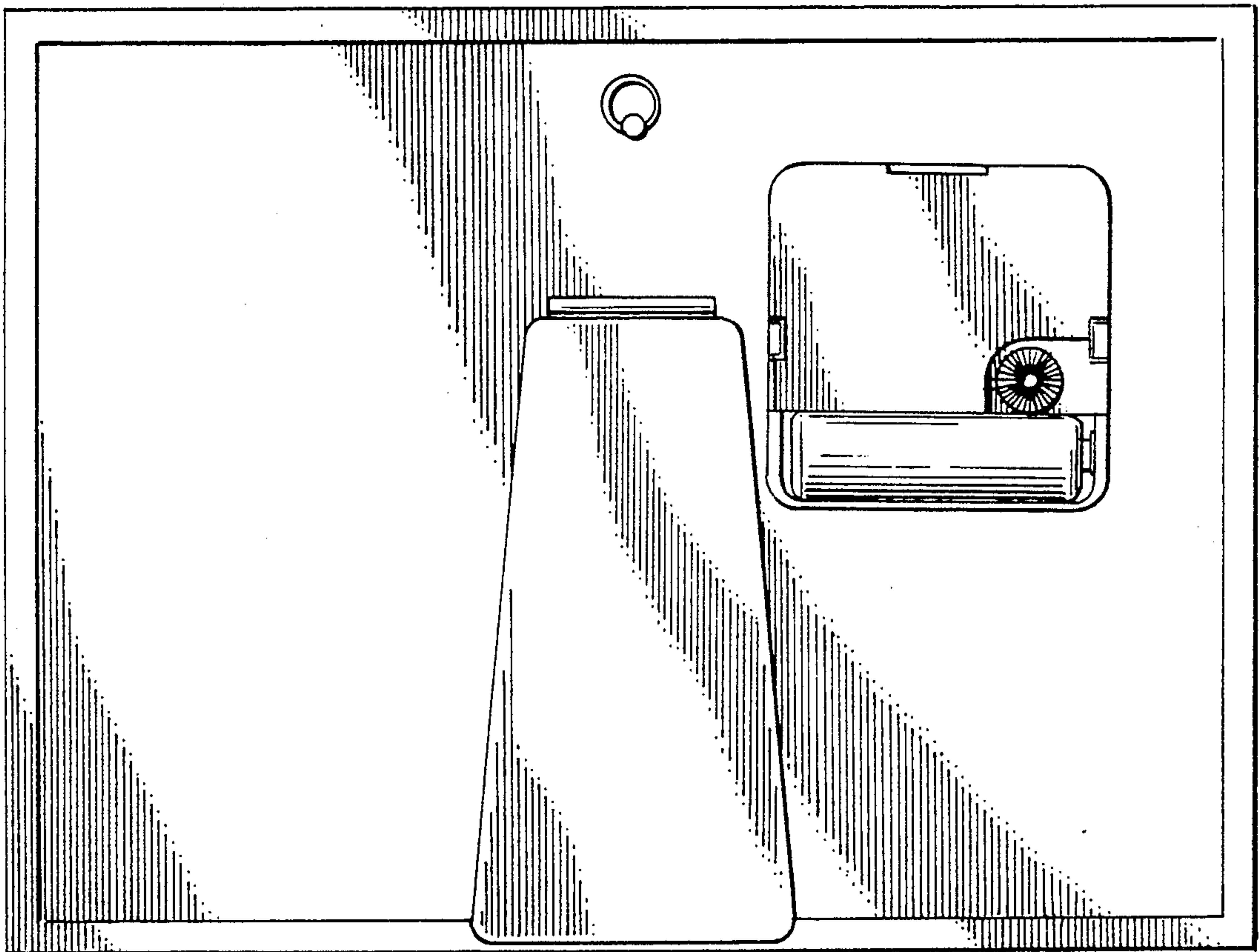


FIG. 6

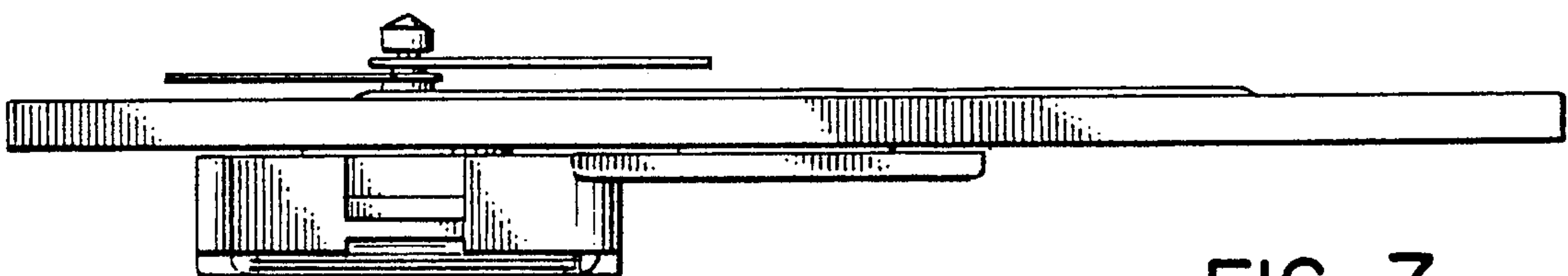


FIG. 7