



US00D325835S

United States Patent [19]

[11] Patent Number: Des. 325,835

Sollner

[45] Date of Patent: ** May 5, 1992

[54] CORNER PROTECTOR FOR A SPEAKER

[75] Inventor: Roland Sollner, Battle, England

[73] Assignee: Penn Fabrication (U.S.A.), Inc., Moorpark, Calif.

[**] Term: 14 Years

[21] Appl. No.: 392,143

[22] Filed: Aug. 10, 1989

[52] U.S. Cl. D6/491

[58] Field of Search D6/491, 500-503, D6/509-511; D25/102, 119; D8/382; 248/345.1

1,390,370	9/1921	Master	248/345.1
2,679,700	6/1954	Usbain	D25/119 X
2,685,147	8/1954	Burr	248/345.1
3,416,652	12/1968	Almasy	248/345.1 X
4,012,878	3/1977	Ellingsen	248/345.1 X
4,877,673	10/1989	Eckel et al.	248/345.1 X

Primary Examiner—Donald P. Walsh
Assistant Examiner—Janice E. Seeger
Attorney, Agent, or Firm—Freilich, Hornbaker & Rosen

[57] CLAIM

The ornamental design for a corner protector for a speaker, as shown.


DESCRIPTION

FIG. 1 is a perspective view of a corner protector for a speaker, showing my new design; FIG. 2 is a front elevational view; FIG. 3 is a left side elevational view; FIG. 4 is a right side elevational view; FIG. 5 is a rear elevational view; FIG. 6 is a top plan view; and, FIG. 7 is a bottom plan view thereof.

[56] References Cited

U.S. PATENT DOCUMENTS

D. 85,824	12/1931	Himmel et al.	D25/102
D. 220,834	6/1971	Haskell et al.	D25/102
D. 269,959	8/1982	Blum et al.	D6/509
D. 301,953	7/1989	Eveson	D6/491
D. 317,400	6/1991	Loew	D8/382






Fig. 1.




Fig. 2.

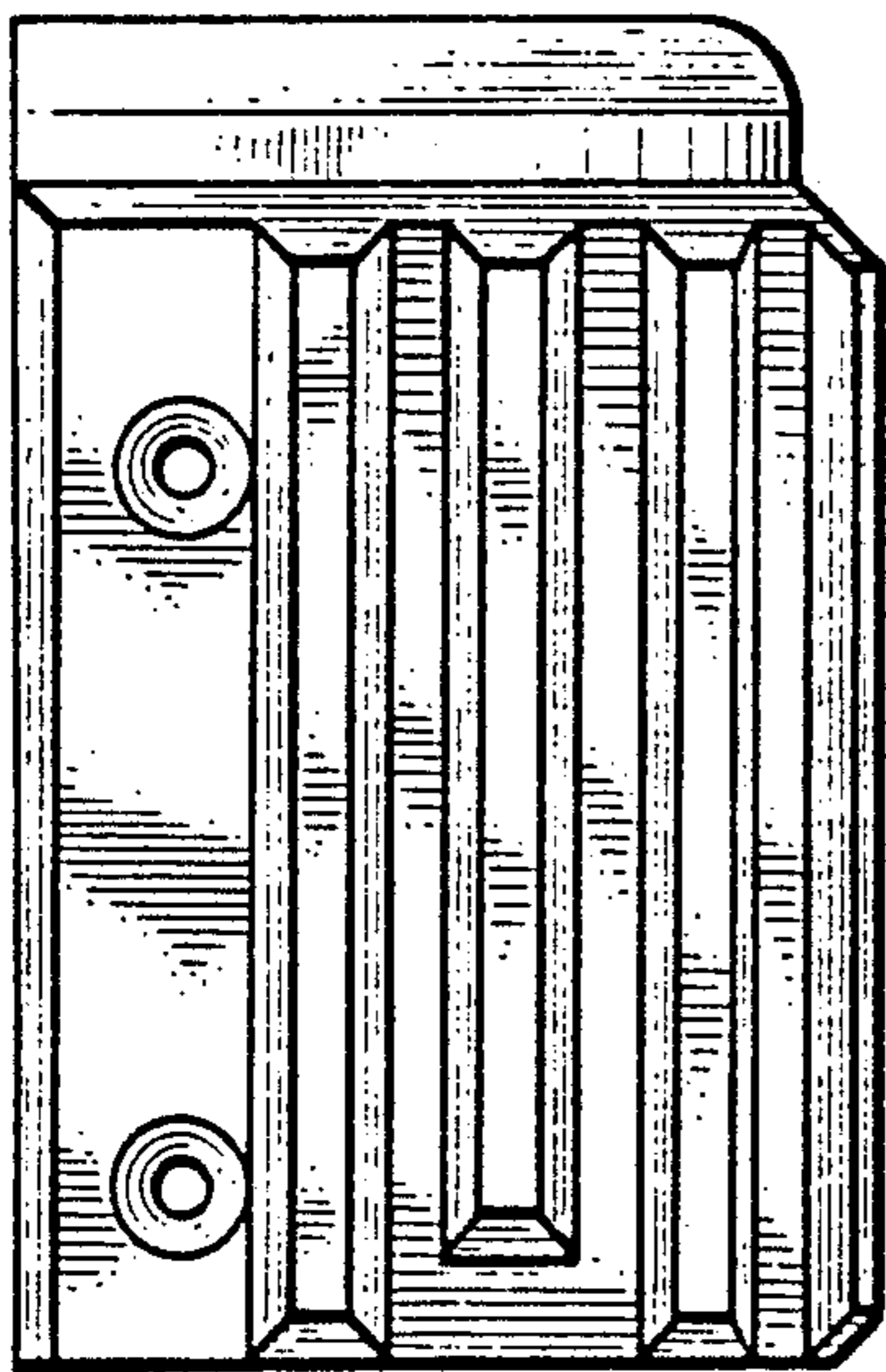


Fig. 3.




Fig. 4.

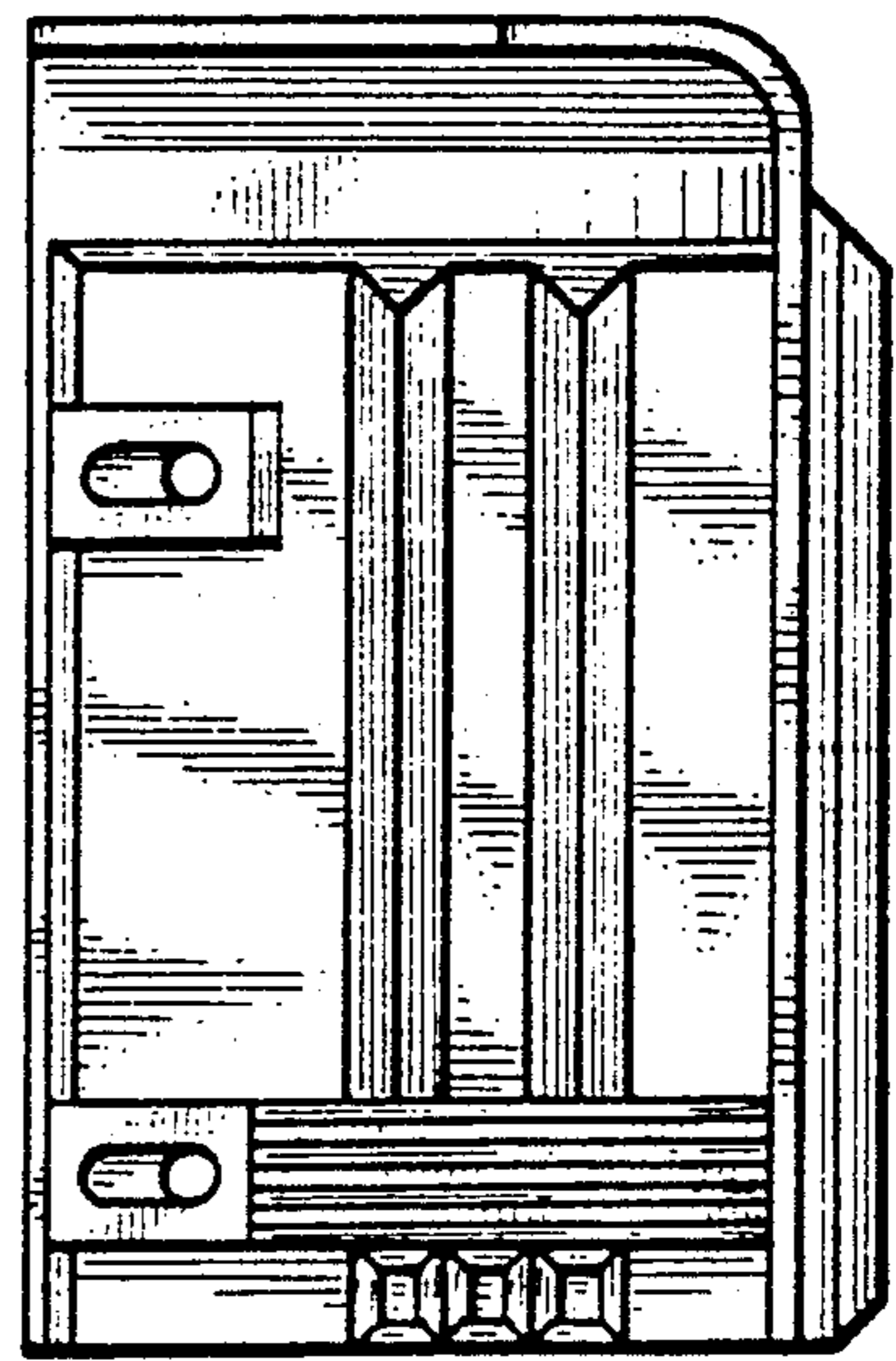


Fig. 5.

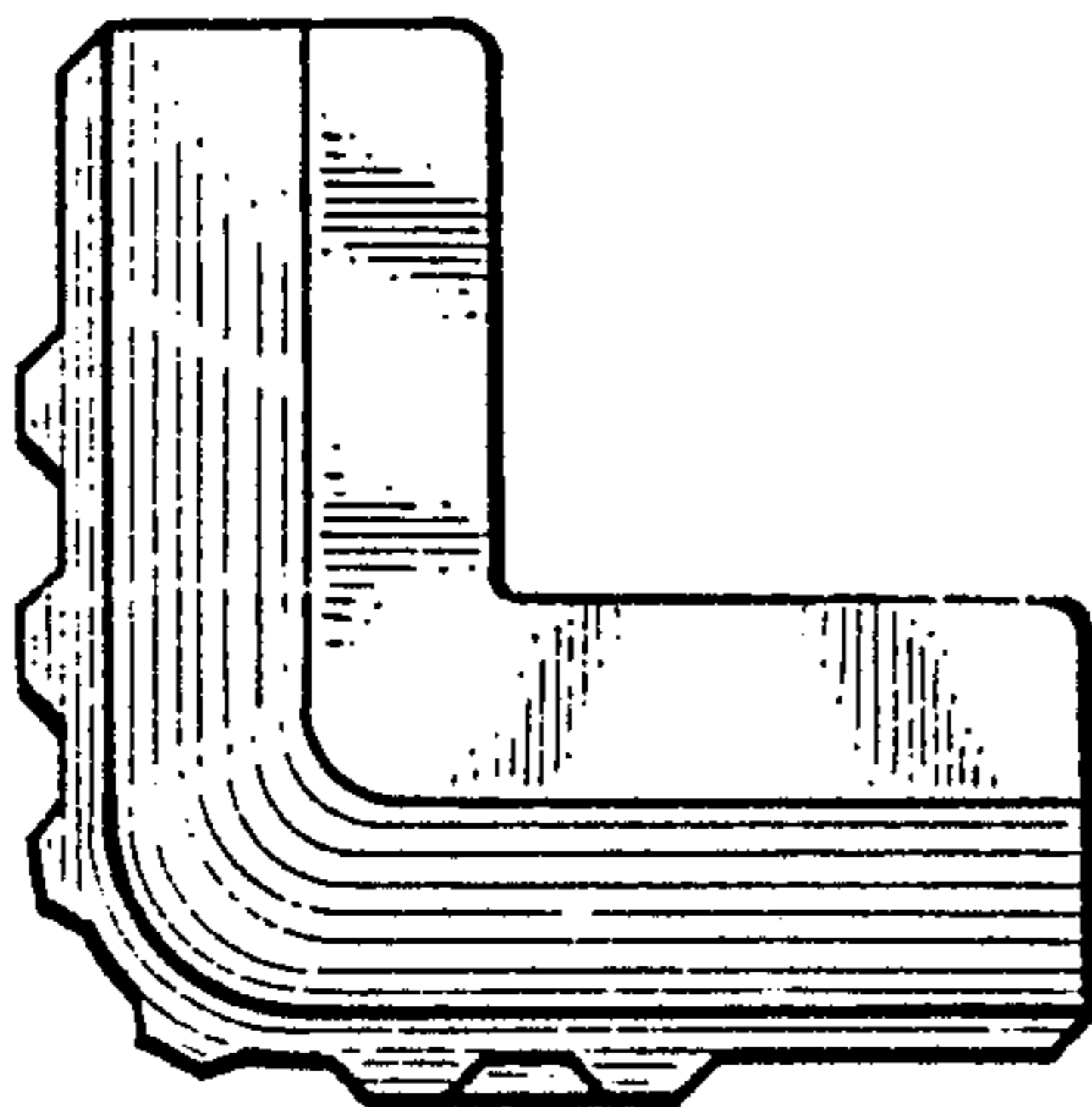


Fig. 6.

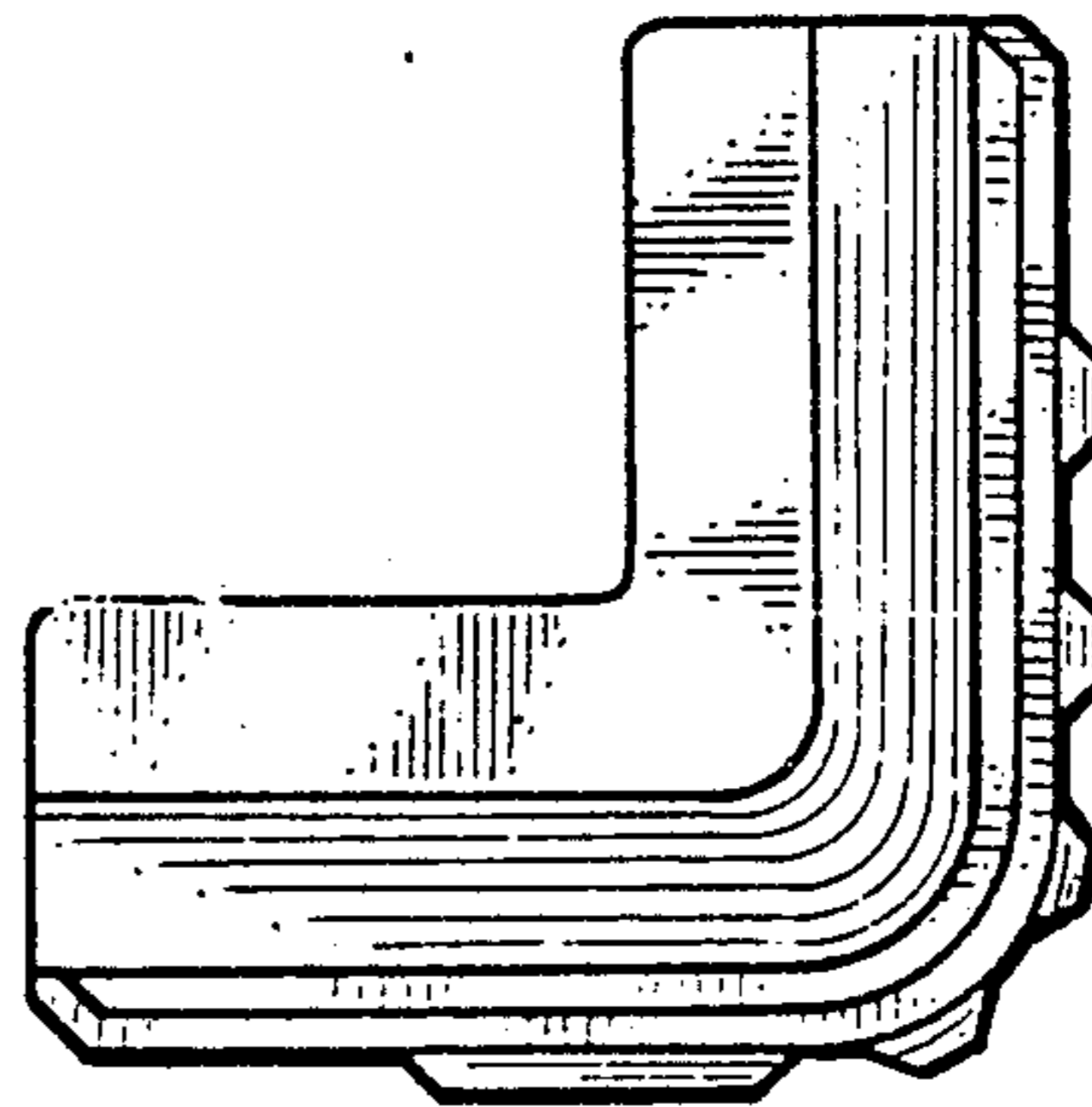


Fig. 7.