



US00D325832S

United States Patent [19]

Allen

[11] Patent Number: **Des. 325,832**

[45] Date of Patent: **** May 5, 1992**

[54] **COMBINED STORE PARTITION AND DISPLAY CABINET**

[75] Inventor: **John L. Allen, Houston, Tex.**

[73] Assignee: **Liz Claiborne, Inc., New York, N.Y.**

[**] Term: **14 Years**

[21] Appl. No.: **411,601**

[22] Filed: **Sep. 21, 1989**

[52] U.S. Cl. **D6/470; D6/397; D6/441**

[58] Field of Search **D6/470-472, D6/455, 449, 432, 436, 396, 397, 444, 441; D20/10, 21; D9/418; 312/114, 116, 138.1, 194, 224, 225**

D. 129,477	9/1941	Gannon	D6/472
D. 129,731	9/1941	Luttrell	D9/418
D. 273,648	5/1984	Aulenti	D6/470 X
D. 288,997	3/1987	Kraynak	D6/472 X
D. 307,079	4/1990	Robertson	D6/470 X
1,749,686	3/1930	Agazzi	312/225

Primary Examiner—Donald P. Walsh
Assistant Examiner—Jeffrey Asch
Attorney, Agent, or Firm—Kirschstein, Ottinger, Israel & Schiffmiller

[57] CLAIM

The ornamental design for a combined store partition and display cabinet, as shown and described.

DESCRIPTION

FIG. 1 is a top plan view of a combined store partition and display cabinet showing my new design; FIG. 2 is a front elevational view thereof; FIG. 3 is a right side elevational view thereof, the left side being a mirror image thereof; FIG. 4 is a rear elevational view thereof; and, FIG. 5 is a perspective view thereof on an enlarged scale.

[56] References Cited

U.S. PATENT DOCUMENTS

D. 79,931	11/1929	Mellinger	D6/470
D. 100,141	6/1936	Worth	D6/470
D. 108,035	1/1938	Reinecke	D20/10
D. 114,987	5/1939	Clerc	D6/470 X
D. 116,153	8/1939	Vaughn	D6/470

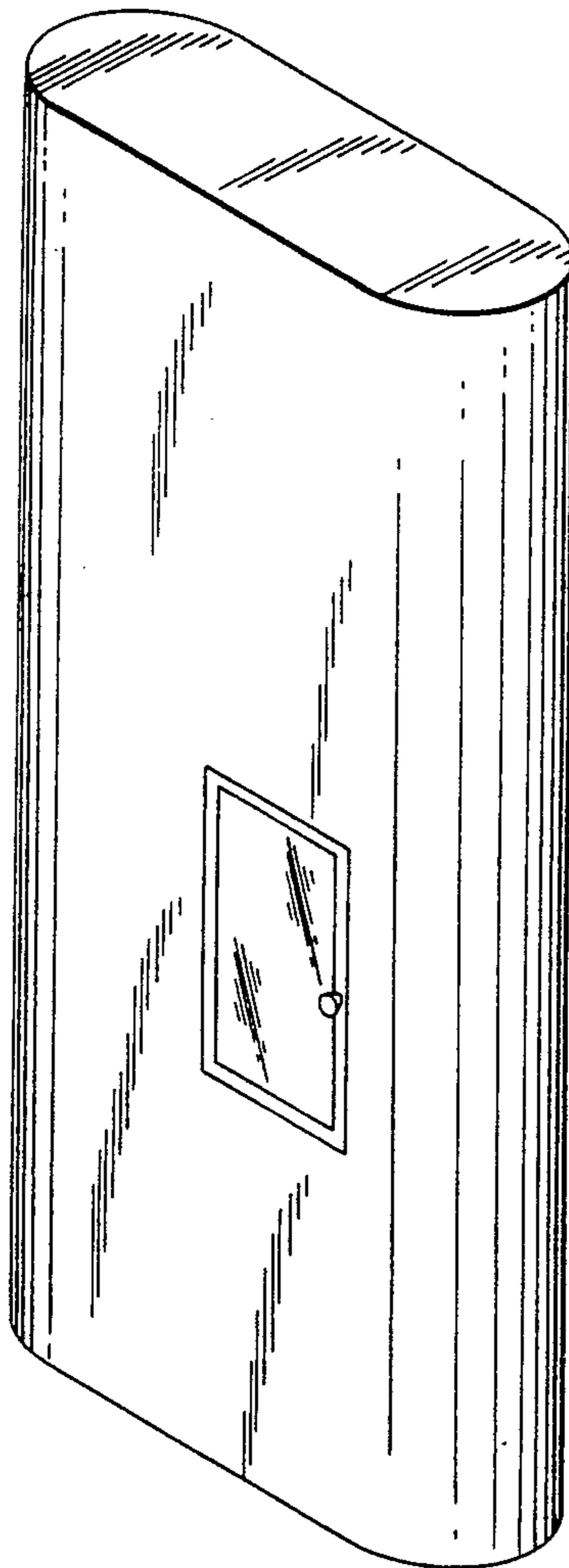


FIG. 1




FIG. 3




FIG. 4

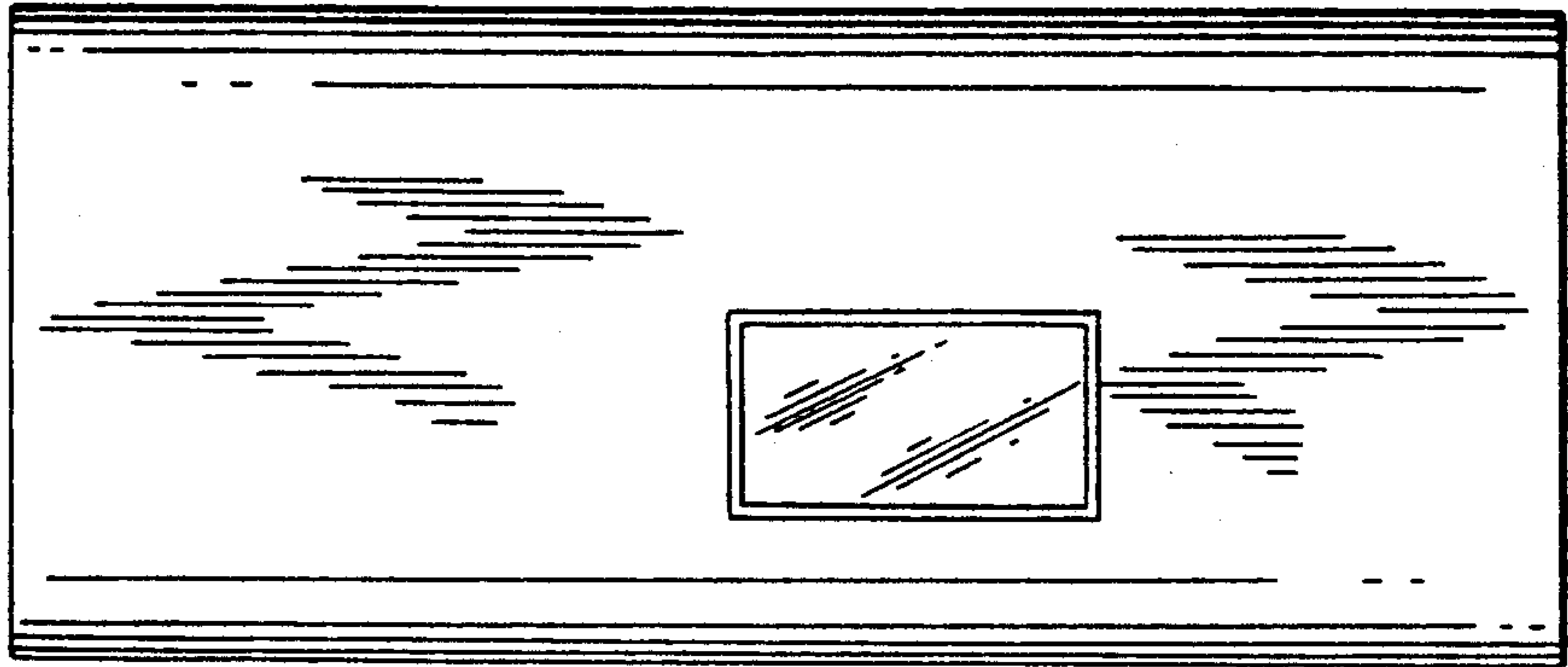


FIG. 2

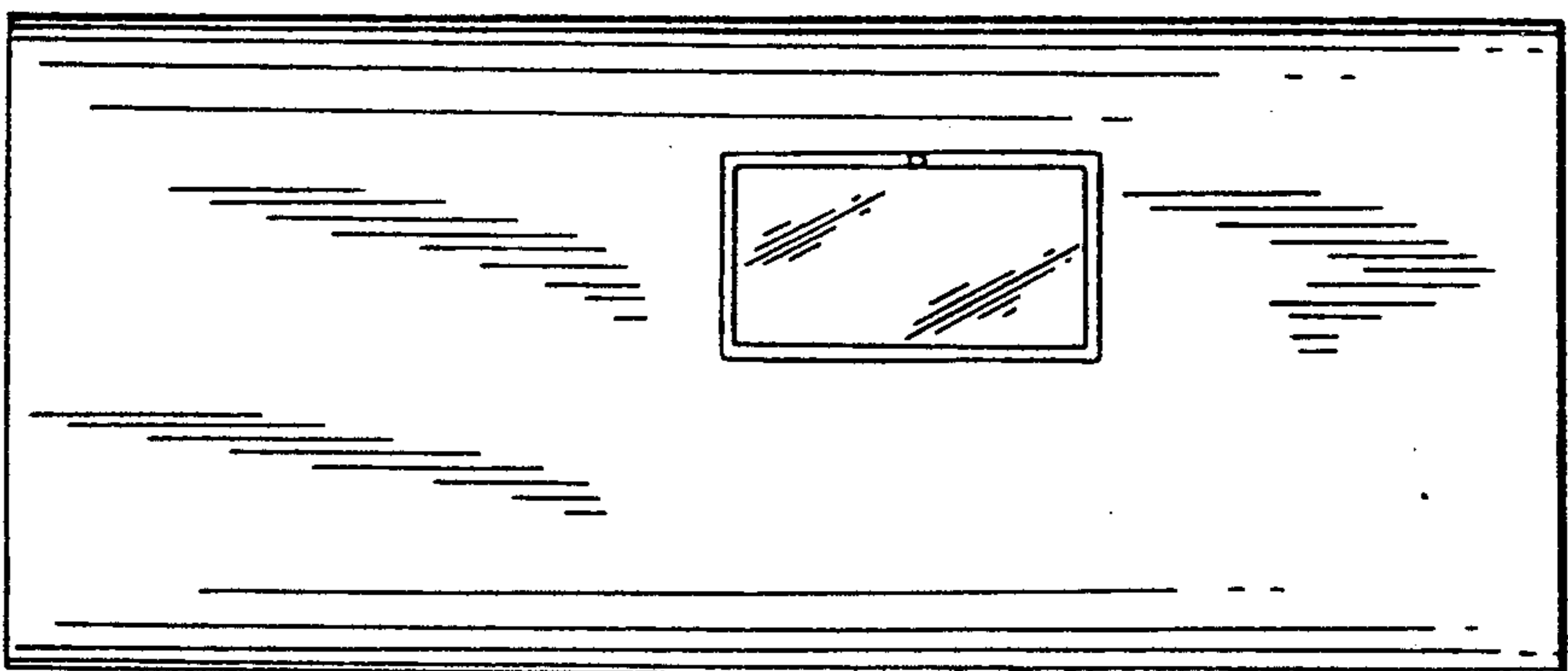


FIG. 5

